

**PARKS AND RECREATION COMMISSION**

MINUTES OF REGULAR MEETING: January 27, 2021

The meeting was called to order by Chairman Douglas Hayes at 7:30p.m.

***ROLL CALL:***

Dennis Boose, Douglas Hayes, Kristen Iezzi, Jessica Shuleva, Keriann Roach, and Parks and Recreation Director Kevin Fougerousse

***FINALIZATION OF AGENDA:***

Motion by Boose, 2<sup>nd</sup> by Roach for approval of Agenda

4 – Yes, 0 – No, 1 – Abstain, Jessica Shuleva was experiencing technical difficulties.

***ELECTION OF OFFICERS:***

Board Member Keriann Roach nominated Douglas Hayes for Chairman, with a 2<sup>nd</sup> by Boose

5 – Yes, 0 – No

Douglas Hayes will serve as Chairman for 1 year.

Board Member Douglas Hayes nominated Jessica Shuleva for Vice-Chairman, with a 2<sup>nd</sup> by Boose

5 – Yes, 0 – No

Jessica Shuleva will serve as Vice-Chairman for 1 year

***APPROVAL OF MINUTES:***

Approval of minutes from the December 2, 2020 meeting.

Motion by Boose, 2<sup>nd</sup> by Iezzi for approval of minutes from December 2, 2020.

5 – Yes, 0 – No

***LOBBY:***

None

## **REPORTS:**

### **COUNCIL LIAISONS REPORT:**

Councilman Dennis Boose mentioned that Michelle Hung; Council At-Large resigned her position effective January 1 due to election win to serve Lorain County Commissioners. At the last council meeting Jason Jacobs was brought on to replace Michelle Hung.

### **SCHOOL BOARD LIAISONS REPORT:**

Kristen Iezzi stated that the schools are providing athletics during the winter. Events have been streaming online during the pandemic. NRCS hired Bryan Morgan as the new head Varsity Football Coach. Waiting on the new vaccine roll-out for staff. Main goal is to have the students back in safely as possible.

### **FINANCIAL REPORT:**

Parks and Recreation Director Kevin Fougousse discussed the revenues and expenses. Trust Fund revenue in December 2020 was \$6,671.83. Trust Fund unencumbered balance through December 2020 was \$280,282.24. The Park and Recreation Improvement Fund revenue in December 2020 was \$9,384.10. The Park and Recreation Improvement Fund unencumbered balance through December 2020 is \$256,929.20. Trust Fund expenses in December 2020 were \$6,943.59 and our General Fund expenses were \$56,395.00.

### **DIRECTORS REPORT:**

Parks and Recreation Director Kevin Fougousse mentioned that our 2021 budget was approved by council and we had full appropriations starting on January 1<sup>st</sup>, 2021. We were approved for the following capital projects and equipment in 2021.

#### **2021 Capital Projects:**

1. Town Center Trail extension / connection to Center Ridge Road multi-purpose trail.
2. Shady Drive restroom project
3. New playground at SCP
4. New pedestrian bridge at Frontier Park
5. 6ft. high board-on-board fence at Soccer Complex

#### **2021 Capital Equipment:**

1. 2 – ExMark Lazer Z 96 inch mowers
2. Smitcho Sandstar (infield groomer)
3. 13 – spinner chrono bikes
4. 2021 F-350 Pick-up Truck

***PROGRAM SUPERVISOR REPORT:***

HIIT Yoga started on January 11 and runs for 6 weeks, the class was full with 06 participants. Mama Bootcamp started on January 5 and was full with 06 participants. Restorative Sound Bath ran on Monday, January 4 and the class was full with 12 attendees. Stroller Strong which started on January 13 has 5 participants. Star Shiners Tap/Ballet started on January 12 and we have 5 enrolled. Tiny Movers Tap/Ballet also started on January 12 and has 2 little ones attending. Our annual Valentine's Sweet Treat Cooking Class will be held on February 10 and once again that program is full with 6. Yoga Club started on January 19 and has 3 attendees. Our Beginning Art program starts on April 3 and is currently full with 5 participants.

***GROUNDS MAINTENANCE REPORT:***

Marc Allen reported that new bins were built in the back of the parking lot at Shady Drive to store diamond pro and diamond dirt. The guys are doing other projects throughout the city. Jessica Shuleva asked how plowing the trails is going. Marc mentioned it is going well and working through better ways to keep the NR Heart & Sole Fitness Trail plowed properly.

***OLD BUSINESS:***

No old business.

***NEW BUSINESS:***

No new business.

***ADJOURNMENT:*** Meeting adjourned at 7:59 p.m.



**TRUST FUND REVENUE (275):**

Month	2020 Fiscal Year	2021 Fiscal Year	Difference + / -	Percentage +/-
January	\$19,223.01	\$10,504.55	(-) \$8,718.46	(-) 45%

Unencumbered balance in January 2021: \$231,114.64

**PARK AND RECREATION IMPROVEMENT FUND REVENUE (280):**

Month	2020 Fiscal Year	2021 Fiscal Year	Difference + / -	Percentage +/-
January	\$4,261.04	\$7,750.00	(+) \$3,488.96	(+) 82%

Unencumbered balance in January 2021: \$190,917.66

**GENERAL FUND EXPENSES (185):**

Month	2020 Fiscal Year	2021 Fiscal Year
January	\$29,426.64	\$34,834.74

**TRUST FUND EXPENSES (275):**

Month	2020 Fiscal Year	2021 Fiscal Year
January	\$5,944.60	\$5,967.75

**DIRECTORS REPORT:**

**Natureworks Round 27 Application:**

The application was recently released by ODNR with a due date of June 1<sup>st</sup>, 2021. The Parks and Recreation Department would like to apply for this grant to help offset the cost of the new playground in South Central Park (cost \$198K). The county allocation is \$98,675.00 and the Parks and Recreation Department would ask for the entire sum. With your approval we would like to move ahead with the resolution so we can apply.

**PROGRAM REPORT:**

**Program Name:** Tots T-Ball

**Ages:** 3 yrs. old

**Dates:** May 28-June 25

**Fee:** \$35 Resident / \$45 Non-Resident

**Instructor:** NRPRD

**Location:** Shady Drive Complex

**Enrollment:** 17 Currently Registered (As of 02.16.2021)

**Program Description:**

This five-week program is designed to teach boys and girls the basic fundamentals such as throwing, catching and hitting. The kids will have fun while learning the fundamentals of baseball thru basic stations and non-competitive ball games. Sign up online or in-person before April 23 to receive our early bird rate. After April 23 program fee increases by \$10.

**Program Name:** 2021 Baseball – Softball Program

**Ages:** 4 – 18 years old

**Fee (T-Ball):**

\$60 Resident / \$70 Non-Resident

**Fee (Remaining Leagues):**

\$70 Resident / \$80 Non-Resident

**Description:**

Registration for our youth baseball-softball program kicked off the week of December 14. If you sign-up before March 5 you save \$10.

Practices for our program begin in April with opening day on May 15. We currently have 186 kids enrolled as of February 16.

**Program Name:** Baseball Skills Clinic

**Instructor:** Mike Burke, John Carroll University

**Ages:** 9 – 18 years old

**Fee:** \$80 Resident / Non-Resident

**Date:** Session I: March 10-18

**Days:** W/TH

**Current Enrollment:** 15 (9-11 yrs. olds) / 00 (12-14 yrs. old) / 00 (15 + yrs. Old)

**Description:**

These baseball camps are designed to improve one's fielding, hitting, and pitching skills while participating in a number of drills/exercises geared towards enhancing the player's performance. These drills will be done under the instruction and supervision of former minor leaguer Mike Burke. Burke, a Cleveland native, is the current hitting and infield coach at John Carroll University. Prior to coaching, Mike was drafted in the 2014 MLB draft by the Baltimore Orioles. He played in the Orioles system from 2014-2018, primarily as a pitcher.

**Program Name:** Couples Yoga

**Date:** SAT. February 13, 2021

**Time:** 6:30PM-8:00PM

**Current Enrollment:** 4 (Couples)

**Program Description:**

Couples yoga is an excellent way to grow trust, create a more profound relationship and just have fun together. Couples yoga is a shared experience focused more on the connection with one another rather than just yourself. Bring your partner, friend or family member and join us for this 90 minute couples yoga experience.

**Program Name:** Gentle Yoga

**Date:** THURS. 2/18/2021 - 3/25/2021 & TUES. 2/23/2021 - 3/30/2021

**Time:** 9:00AM-10:00AM (THURS). & 5:45PM-6:45PM (TUES.)

**Current Enrollment:** 6 (FULL THURS.) & 7 (TUES.)

**Program Description:**

A calming stress-relieving yoga class designed to stretch and strengthen the body gradually. Emphasis is on building awareness of the body and breathing techniques. Yoga poses are practiced at a slow pace with attention to alignment and detail. Props, such as chairs, straps, and blocks, are used to assist the participant in the yoga postures. Seniors also welcome. Each session is 6 weeks.

**Program Name:** Preschool Yoga

**Instructors:** Brandy Reichman

**Date:** February 3-February 24

**Day:** Wednesdays

**Time:** 5:30-6:30p.m.

**Enrollment:** 05

**Program Description:**

Children ages 3-6 will use play, songs, books and dancing to learn different yoga poses and strategies to help them develop body awareness, self-control, flexibility and strength. Preschoolers will enhance their creativity, confidence and coordination through the duration of class. Minimal parental involvement encouraged.

**Program Name:** Junior Pony Camp

**Date:** SAT. March 20 & March 27

**Time:** 4:30PM-5:25PM

**Current Enrollment:** 02

**Program Description:**

A combination dance class of tap and ballet with tumbling and dance games for kids, this energetic and expressive class will have your Tiny Mover learning basic dance and motor skills, musicality and rhythm to reach class goals in fun, creative ways. Classes start with tap and then transition into ballet each week. This is the first 'big girls and boys' class as parents watch from outside of the room. Class is designed to be progressive, continuing session to session.

## City of North Ridgeville

# Statement of Cash Position with MTD Totals

From: 1/1/2021 to 1/31/2021

Funds: 275 to 280

Include Inactive Accounts: No

Page Break on Fund: No

Fund	Description	Beginning Balance	Net Revenue MTD	Net Revenue YTD	Net Expenses MTD	Net Expenses YTD	Unexpended Balance	Encumbrance YTD	Ending Balance
275	PARK & RECREATION TRUST	\$298,395.43	\$10,504.55	\$10,504.55	\$5,967.75	\$5,967.75	\$302,932.23	\$71,817.59	\$231,114.64
280	PARK & RECREATION IMPROVEMENT	\$260,826.66	\$7,750.00	\$7,750.00	\$0.00	\$0.00	\$268,576.66	\$77,659.00	\$190,917.66
<b>Grand Total:</b>		<u>\$559,222.09</u>	<u>\$18,254.55</u>	<u>\$18,254.55</u>	<u>\$5,967.75</u>	<u>\$5,967.75</u>	<u>\$571,508.89</u>	<u>\$149,476.59</u>	<u>\$422,032.30</u>

# City of North Ridgeville Expense Report

Accounts: 101.185.100101 to 101.185.417024

As Of: 1/1/2021 to 1/31/2021

Include Inactive Accounts: No

Include Pre-Encumbrances: No

Account	Description	Budget	MTD Expense	YTD Expense	UnExp. Balance	Encumbrance	Unenc. Balance	% Used
101	GENERAL					Target Percent:	8.33%	
<b>PARK &amp; RECREATION</b>								
101.185.100101	WAGES-SUPER	\$75,300.00	\$5,538.47	\$5,538.47	\$69,761.53	\$0.00	\$69,761.53	7.36%
101.185.100102	WAGES-STAFF	\$320,900.00	\$19,681.17	\$19,681.17	\$301,218.83	\$0.00	\$301,218.83	6.13%
101.185.100111	INCENTIVE PAY	\$0.00	\$0.00	\$0.00	\$0.00	\$0.00	\$0.00	N/A
101.185.100117	RETIREE/SEPARATION	\$0.00	\$0.00	\$0.00	\$0.00	\$0.00	\$0.00	N/A
101.185.100120	OVERTIME	\$5,000.00	\$243.75	\$243.75	\$4,756.25	\$0.00	\$4,756.25	4.88%
101.185.100127	CT CASH OUT	\$3,000.00	\$0.00	\$0.00	\$3,000.00	\$0.00	\$3,000.00	0.00%
101.185.100128	COMP ABSENCES	\$1,000.00	\$0.00	\$0.00	\$1,000.00	\$0.00	\$1,000.00	0.00%
101.185.100130	LONGEVITY	\$7,000.00	\$2,100.00	\$2,100.00	\$4,900.00	\$0.00	\$4,900.00	30.00%
101.185.100190	OTHER COMP	\$0.00	\$0.00	\$0.00	\$0.00	\$0.00	\$0.00	N/A
101.185.120125	EMPLOYEE BENEFITS	\$144,500.00	\$396.15	\$396.15	\$144,103.85	\$0.00	\$144,103.85	0.27%
101.185.120127	EMPLOYER HSA CONTRIBU	\$2,300.00	\$0.00	\$0.00	\$2,300.00	\$0.00	\$2,300.00	0.00%
101.185.120155	RETIREMENT	\$76,600.00	\$4,578.22	\$4,578.22	\$72,021.78	\$0.00	\$72,021.78	5.98%
101.185.130100	MEMBERSHIP/EDUCATION	\$2,000.00	\$0.00	\$0.00	\$2,000.00	\$0.00	\$2,000.00	0.00%
101.185.130120	TRAVEL/TRANSPORTATION	\$0.00	\$0.00	\$0.00	\$0.00	\$0.00	\$0.00	N/A
101.185.130130	UNIFORMS	\$2,530.30	\$0.00	\$0.00	\$2,530.30	\$1,530.30	\$1,000.00	60.48%
101.185.130150	PHYSICAL EXAMS	\$1,000.00	\$0.00	\$0.00	\$1,000.00	\$785.00	\$215.00	78.50%
101.185.210100	OFFICE SUPPLIES	\$1,619.90	\$0.00	\$0.00	\$1,619.90	\$1,119.90	\$500.00	69.13%
101.185.215100	OPERATING SUPPLIES	\$3,065.30	\$0.00	\$0.00	\$3,065.30	\$1,315.30	\$1,750.00	42.91%
101.185.215115	JANITORIAL SUPPLIES	\$3,289.52	\$0.00	\$0.00	\$3,289.52	\$3,289.52	\$0.00	100.00%
101.185.215240	FUEL	\$9,000.00	\$0.00	\$0.00	\$9,000.00	\$0.00	\$9,000.00	0.00%
101.185.215270	SMALL TOOLS / EQUIPMEN	\$2,500.00	\$0.00	\$0.00	\$2,500.00	\$0.00	\$2,500.00	0.00%
101.185.215290	OTHER OPERATING SUPPL	\$0.00	\$0.00	\$0.00	\$0.00	\$0.00	\$0.00	N/A
101.185.220100	FACILITIES MAINTENANCE	\$0.00	\$0.00	\$0.00	\$0.00	\$0.00	\$0.00	N/A
101.185.310110	ELECTRIC	\$40,000.00	\$2,249.06	\$2,249.06	\$37,750.94	\$0.00	\$37,750.94	5.62%
101.185.310120	WATER / SEWER	\$0.00	\$0.00	\$0.00	\$0.00	\$0.00	\$0.00	N/A
101.185.310130	NATURAL GAS / OIL	\$1,200.00	\$0.00	\$0.00	\$1,200.00	\$0.00	\$1,200.00	0.00%
101.185.310190	OTHER UTILITIES	\$0.00	\$0.00	\$0.00	\$0.00	\$0.00	\$0.00	N/A
101.185.315100	COMMUNICATIONS	\$0.00	\$0.00	\$0.00	\$0.00	\$0.00	\$0.00	N/A
101.185.315110	PHONE	\$1,000.00	\$0.00	\$0.00	\$1,000.00	\$0.00	\$1,000.00	0.00%
101.185.315120	CELLULAR PHONE / DATA	\$4,618.36	\$0.00	\$0.00	\$4,618.36	\$1,618.36	\$3,000.00	35.04%
101.185.315130	NETWORK / INTERNET / CA	\$2,000.00	\$0.00	\$0.00	\$2,000.00	\$1,812.00	\$188.00	90.60%
101.185.315140	ELECT. MEDIA/SUBSCRIPTI	\$0.00	\$0.00	\$0.00	\$0.00	\$0.00	\$0.00	N/A
101.185.315190	OTHER COMMUNICATIONS	\$0.00	\$0.00	\$0.00	\$0.00	\$0.00	\$0.00	N/A
101.185.315200	ADVERTISING	\$500.00	\$0.00	\$0.00	\$500.00	\$0.00	\$500.00	0.00%
101.185.320110	M&R EQUIP CTY GARAGE	\$16,000.00	\$0.00	\$0.00	\$16,000.00	\$0.00	\$16,000.00	0.00%
101.185.320120	M & R EQUIPMENT	\$0.00	\$0.00	\$0.00	\$0.00	\$0.00	\$0.00	N/A



**Expense Report**  
**As Of: 1/1/2021 to 1/31/2021**

Account	Description	Budget	MTD Expense	YTD Expense	UnExp. Balance	Encumbrance	Unenc. Balance	% Used
101.185.320130	EQUIPMENT SRV PLANS	\$0.00	\$0.00	\$0.00	\$0.00	\$0.00	\$0.00	N/A
101.185.320210	M&R VEHICLES-CTY GARA	\$12,000.00	\$0.00	\$0.00	\$12,000.00	\$0.00	\$12,000.00	0.00%
101.185.320420	M&R BUILDINGS	\$6,331.25	\$0.00	\$0.00	\$6,331.25	\$3,511.25	\$2,820.00	55.46%
101.185.320500	M&R LANDS & GROUNDS	\$26,290.74	\$0.00	\$0.00	\$26,290.74	\$16,585.74	\$9,705.00	63.09%
101.185.320810	M & R OFFICE EQUIPMENT	\$0.00	\$0.00	\$0.00	\$0.00	\$0.00	\$0.00	N/A
101.185.320830	SRV PLANS OFFICE EQUIP	\$0.00	\$0.00	\$0.00	\$0.00	\$0.00	\$0.00	N/A
101.185.325100	EQUIPMENT RENTAL	\$0.00	\$0.00	\$0.00	\$0.00	\$0.00	\$0.00	N/A
101.185.330160	INFORMATION TECHNOLO	\$0.00	\$0.00	\$0.00	\$0.00	\$0.00	\$0.00	N/A
101.185.330190	OTHER PROFESSIONAL SE	\$8,200.00	\$0.00	\$0.00	\$8,200.00	\$4,797.00	\$3,403.00	58.50%
101.185.340100	INSURANCE	\$5,000.00	\$0.00	\$0.00	\$5,000.00	\$0.00	\$5,000.00	0.00%
101.185.350220	CONTRACT SERVICES	\$0.00	\$0.00	\$0.00	\$0.00	\$0.00	\$0.00	N/A
101.185.350455	CUSTODIAL	\$37,973.82	\$47.92	\$47.92	\$37,925.90	\$37,650.49	\$275.41	99.27%
101.185.350800	IT LICENSES & SUPPORT	\$1,500.00	\$0.00	\$0.00	\$1,500.00	\$811.98	\$688.02	54.13%
101.185.360320	VEHICLE LEASE	\$10,600.00	\$0.00	\$0.00	\$10,600.00	\$4,709.52	\$5,890.48	44.43%
101.185.400030	EQUIPMENT LEASING	\$0.00	\$0.00	\$0.00	\$0.00	\$0.00	\$0.00	N/A
101.185.400031	MAINT/SVC AGREEMENTS	\$0.00	\$0.00	\$0.00	\$0.00	\$0.00	\$0.00	N/A
101.185.400033	COPIERS/PRINTERS	\$5,401.33	\$0.00	\$0.00	\$5,401.33	\$5,401.33	\$0.00	100.00%
101.185.400050	EQUIPMENT OUTLAY	\$0.00	\$0.00	\$0.00	\$0.00	\$0.00	\$0.00	N/A
101.185.400051	NON-CAPITALIZED EQUIPM	\$0.00	\$0.00	\$0.00	\$0.00	\$0.00	\$0.00	N/A
101.185.417024	VICTORY PARK PAVING	\$0.00	\$0.00	\$0.00	\$0.00	\$0.00	\$0.00	N/A
	<b>PARK &amp; RECREATION Totals:</b>	<b>\$839,220.52</b>	<b>\$34,834.74</b>	<b>\$34,834.74</b>	<b>\$804,385.78</b>	<b>\$84,937.69</b>	<b>\$719,448.09</b>	<b>14.27%</b>
<b>101 Total:</b>		<b>\$839,220.52</b>	<b>\$34,834.74</b>	<b>\$34,834.74</b>	<b>\$804,385.78</b>	<b>\$84,937.69</b>	<b>\$719,448.09</b>	<b>14.27%</b>
<b>Grand Total:</b>		<b>\$839,220.52</b>	<b>\$34,834.74</b>	<b>\$34,834.74</b>	<b>\$804,385.78</b>	<b>\$84,937.69</b>	<b>\$719,448.09</b>	<b>14.27%</b>

Target Percent: 8.33%

# City of North Ridgeville Expense Report

Accounts: 275.380.100102 to 275.380.510050

As Of: 1/1/2021 to 1/31/2021

Include Inactive Accounts: No

Include Pre-Encumbrances: No

Account	Description	Budget	MTD Expense	YTD Expense	UnExp. Balance	Encumbrance	Unenc. Balance	% Used
275	PARK & RECREATION TRUST					Target Percent:	8.33%	
<b>PARK &amp; RECREATION TRUST</b>								
275.380.100102	WAGES-COMM EDUCATE	\$0.00	\$0.00	\$0.00	\$0.00	\$0.00	\$0.00	N/A
275.380.100103	WAGES-SCP	\$74,800.00	\$782.07	\$782.07	\$74,017.93	\$0.00	\$74,017.93	1.05%
275.380.120125	EMPLOYEE BENEFITS	\$2,600.00	\$11.33	\$11.33	\$2,588.67	\$0.00	\$2,588.67	0.44%
275.380.120155	RETIREMENT	\$10,500.00	\$0.00	\$0.00	\$10,500.00	\$0.00	\$10,500.00	0.00%
275.380.210100	OFFICE SUPPLIES	\$0.00	\$0.00	\$0.00	\$0.00	\$0.00	\$0.00	N/A
275.380.215100	OPERATING SUPPLIES	\$7,200.00	\$0.00	\$0.00	\$7,200.00	\$7,047.75	\$152.25	97.89%
275.380.215201	BB-SUPP/EXP	\$13,850.00	\$0.00	\$0.00	\$13,850.00	\$3,000.00	\$10,850.00	21.66%
275.380.215204	COM ED-SUPP/EXP	\$11,894.97	\$0.00	\$0.00	\$11,894.97	\$3,794.97	\$8,100.00	31.90%
275.380.215208	SPECIAL EVENTS	\$41,482.16	\$0.00	\$0.00	\$41,482.16	\$7,482.16	\$34,000.00	18.04%
275.380.215212	SPORTS-SUPP/EXP	\$24,185.06	\$4,674.35	\$4,674.35	\$19,510.71	\$3,510.71	\$16,000.00	33.84%
275.380.215216	CLINICS-SUPP/EXP	\$0.00	\$0.00	\$0.00	\$0.00	\$0.00	\$0.00	N/A
275.380.215219	CONCESSIONS-SUPP/EXP	\$10,500.00	\$0.00	\$0.00	\$10,500.00	\$0.00	\$10,500.00	0.00%
275.380.215270	SMALL TOOLS / EQUIPMEN	\$0.00	\$0.00	\$0.00	\$0.00	\$0.00	\$0.00	N/A
275.380.215290	OTHER OPERATING SUPPL	\$0.00	\$0.00	\$0.00	\$0.00	\$0.00	\$0.00	N/A
275.380.315100	COMMUNICATIONS	\$0.00	\$0.00	\$0.00	\$0.00	\$0.00	\$0.00	N/A
275.380.315110	PHONE	\$400.00	\$0.00	\$0.00	\$400.00	\$399.00	\$1.00	99.75%
275.380.315120	CELLULAR PHONE / DATA	\$1,043.07	\$0.00	\$0.00	\$1,043.07	\$1,013.07	\$30.00	97.12%
275.380.315130	NETWORK / INTERNET / CA	\$0.00	\$0.00	\$0.00	\$0.00	\$0.00	\$0.00	N/A
275.380.315140	ELECT. MEDIA/SUBSCRIPTI	\$0.00	\$0.00	\$0.00	\$0.00	\$0.00	\$0.00	N/A
275.380.315190	OTHER COMMUNICATIONS	\$0.00	\$0.00	\$0.00	\$0.00	\$0.00	\$0.00	N/A
275.380.315403	BROCHURES ETC	\$10,800.00	\$0.00	\$0.00	\$10,800.00	\$0.00	\$10,800.00	0.00%
275.380.330130	ENGINEERING SERVICES	\$0.00	\$0.00	\$0.00	\$0.00	\$0.00	\$0.00	N/A
275.380.330140	PLANNING / DEVELOPMEN	\$0.00	\$0.00	\$0.00	\$0.00	\$0.00	\$0.00	N/A
275.380.330190	OTHER PROFESSIONAL SV	\$17,110.30	\$500.00	\$500.00	\$16,610.30	\$5,490.30	\$11,120.00	35.01%
275.380.350112	MERCHANT SERVICE FEES	\$4,000.00	\$0.00	\$0.00	\$4,000.00	\$0.00	\$4,000.00	0.00%
275.380.350201	BB-CONTRACT SVC	\$0.00	\$0.00	\$0.00	\$0.00	\$0.00	\$0.00	N/A
275.380.350204	COM ED-CONTRACT SVCS	\$31,738.60	\$0.00	\$0.00	\$31,738.60	\$16,738.60	\$15,000.00	52.74%
275.380.350212	SPORTS-CONTRACT SVCS	\$27,000.00	\$0.00	\$0.00	\$27,000.00	\$4,500.00	\$22,500.00	16.67%
275.380.350216	CLINICS-CONTRACT SVCS	\$4,500.00	\$0.00	\$0.00	\$4,500.00	\$0.00	\$4,500.00	0.00%
275.380.350219	CONCESSIONS-CONTRACT	\$0.00	\$0.00	\$0.00	\$0.00	\$0.00	\$0.00	N/A
275.380.350800	IT LICENSES & SUPPORT	\$4,100.00	\$0.00	\$0.00	\$4,100.00	\$799.00	\$3,301.00	19.49%
275.380.350807	OTHER - SFTWR EXP	\$1,112.03	\$0.00	\$0.00	\$1,112.03	\$1,092.03	\$20.00	98.20%
275.380.400030	EQUIPMENT LEASING	\$8,500.00	\$0.00	\$0.00	\$8,500.00	\$0.00	\$8,500.00	0.00%
275.380.400031	MAINT/SVC AGREEMENTS	\$0.00	\$0.00	\$0.00	\$0.00	\$0.00	\$0.00	N/A
275.380.400050	EQUIPMENT OUTLAY	\$45,900.00	\$0.00	\$0.00	\$45,900.00	\$16,950.00	\$28,950.00	36.93%
275.380.415304	SD ACCESSIBLE WALKWAY	\$0.00	\$0.00	\$0.00	\$0.00	\$0.00	\$0.00	N/A

**Expense Report**

**As Of: 1/1/2021 to 1/31/2021**

Account	Description	Budget	MTD Expense	YTD Expense	UnExp. Balance	Encumbrance	Unenc. Balance	% Used
275.380.510050	REFUNDS	\$500.00	\$0.00	\$0.00	\$500.00	\$0.00	\$500.00	0.00%
	PARK & RECREATION TRUST Totals:	<u>\$353,716.19</u>	<u>\$5,967.75</u>	<u>\$5,967.75</u>	<u>\$347,748.44</u>	<u>\$71,817.59</u>	<u>\$275,930.85</u>	<u>21.99%</u>
<b>275 Total:</b>		<b>\$353,716.19</b>	<b>\$5,967.75</b>	<b>\$5,967.75</b>	<b>\$347,748.44</b>	<b>\$71,817.59</b>	<b>\$275,930.85</b>	<b>21.99%</b>
<b>Grand Total:</b>		<b>\$353,716.19</b>	<b>\$5,967.75</b>	<b>\$5,967.75</b>	<b>\$347,748.44</b>	<b>\$71,817.59</b>	<b>\$275,930.85</b>	<b>21.99%</b>

Target Percent: 8.33%



# 2020 Annual Report

A Year In Review.

## North Ridgeville Parks and Recreation

The Benefits Are Endless

440-353-0860 | [nridgeville.org/parksandrec](http://nridgeville.org/parksandrec) | 7307 Avon Belden Rd.

# MISSION STATEMENT

---

It is the objective of the City of North Ridgeville Parks and Recreation Department to provide affordable programs and services for all persons of all ages. We strive to enrich the quality of life for all residents by offering a variety of leisure activities, special events, cultural enrichment and education as well as providing opportunities for community involvement and wholesome recreational experiences.



---

## MAYOR & CITY COUNCIL

Mayor:	Kevin Corcoran
Safety Service Director:	Jeffry Armbruster
Council President:	Martin E. DeVries
Council At-Large:	Michelle Hung
Council At-Large:	James R. Maleski
Ward 1 Council Member:	Holly A. Swenk
Ward 2 Council Member:	Dennis Boose
Ward 3 Council Member:	Bruce F. Abens
Ward 4 Council Member:	Clifford Winkel

---

## PARKS AND RECREATION COMMISSION

Chairman:	Douglas Hayes
Vice Chairman:	Jessica Shuleva
Council Liaison:	Dennis Boose
School Board Liaison:	JoAnna Timura
Active Member:	Keriann Roach

---

## PARKS AND RECREATION DEPARTMENT STAFF

Parks and Recreation Director:	Kevin M. Fougousse
Recreation Supervisor:	Brandon Sweet
Recreation Supervisor:	Melissa Shirley

# 2020 ANNUAL REPORT

## MESSAGE FROM THE DIRECTOR

---



A year that started off with so much promise and joy came to an abrupt stop in March as the State of Ohio and the Country came face-to-face with a virus known as COVID-19. North Ridgeville Parks and Recreation at that time cancelled all programming, playgrounds & pavilions caution taped off, tennis nets and basketball hoops removed, and athletic fields closed.

Our parks and trails stayed open which provided residents an outlet to exercise their mind and body until we had a better understanding of what we were dealing with and how everything was going to unfold.

As we moved into summer the State of Ohio started re-opening under establishment-based guidelines. Using these guidelines the North Ridgeville Parks and Recreation Department staff adjusted programs & facilities to provide and meet safety standards. Signage was posted on athletic fields/courts with guideline-based rules. All this was done to provide safety to our community and bring a sense of normalcy to a very chaotic year.

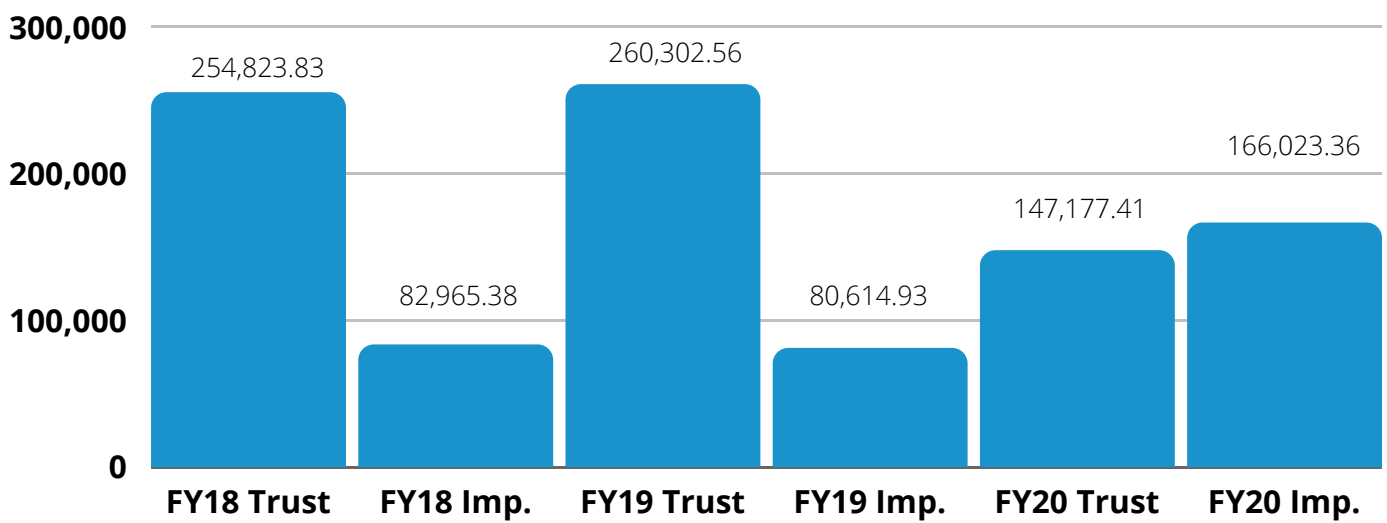
The challenges that faced us were also the challenges that drove us to succeed in a new environment. Without the support of Mayor Corcoran, SSD Jeffrey Armbruster, North Ridgeville City Council, North Ridgeville Parks and Recreation Commission and the citizens of North Ridgeville nothing would have been possible. In 2021, all your Parks and Recreation professionals will be here to help you reach your goals, discover new adventures, increase your knowledge and most of all, have FUN! Thank you for your continued support and we wish you a safe and healthy 2021.

Kevin M. Fougousse  
Director, City of North Ridgeville Parks and Recreation

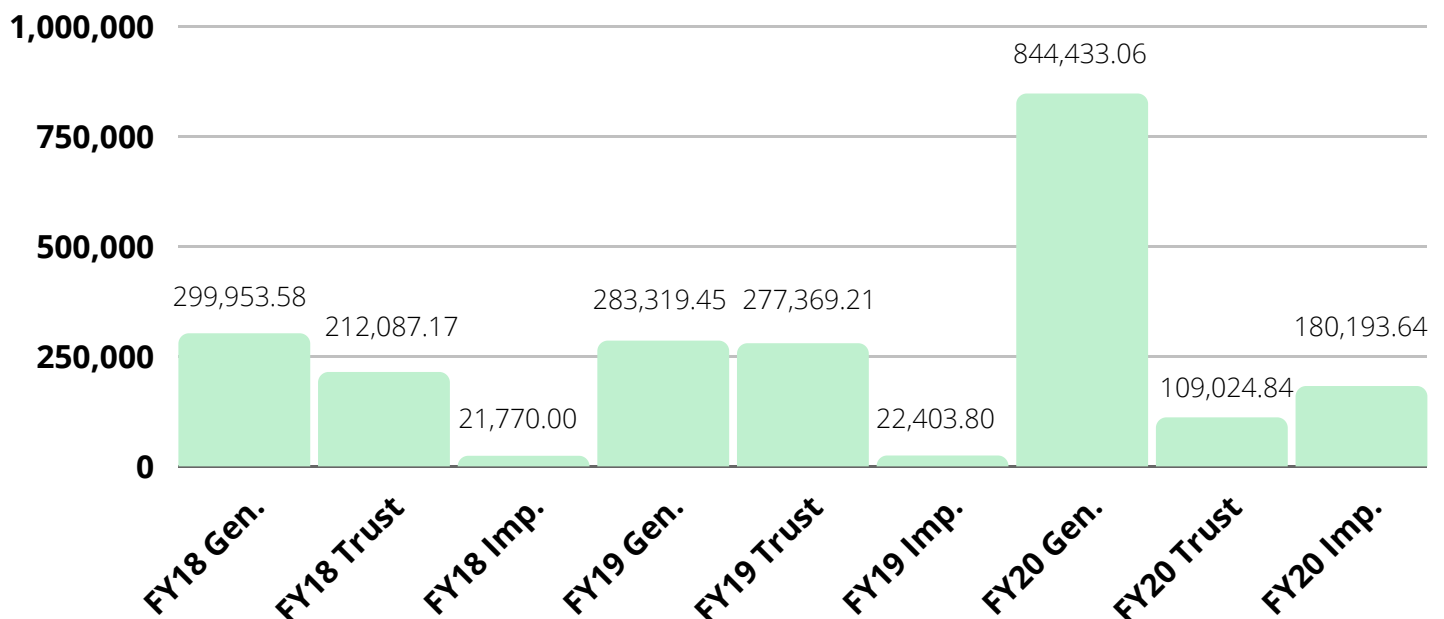
# FINANCIAL OVERVIEW

The Parks and Recreation Department operates three funds that have a direct impact on the department: General, Trust and Improvement Fund. The 2020 COVID-19 pandemic affected our Trust Fund Revenue substantially. Compared to FY19 the Trust Fund saw a 43% decrease in revenue. Improvement Fund revenue was up by 105% compared to FY19. The percentage increase was due in part because of the NatureWorks Grant reimbursement of \$67,482 and a \$15,000 donation from NR Heart & Sole Challenge. The increase of expenses that you will notice in the general fund was due to department 152 (Grounds Maintenance) being reallocated to department 185 (Parks and Recreation). Below is a 3-year financial breakdown.

## Trust & Improvement Fund Revenue



## General, Trust & Improvement Fund Expenses



# RECREATION

---

In this section of our Annual Report we will provide a brief summary on Athletics, Tot & Youth Programs, Adult Education, Fitness and Special Events. We will outline the impact COVID-19 had on the Parks and Recreation Department in 2020. The data provided is from our recreation management software RecDesk.



---

## ATHLETICS

The athletics division reported 474 participants. That was 64 percent decrease in participation over 2019. In 2019 athletics had 1,306 participants.

---

## TOT PROGRAMS

---

Tot programs had 92 participants. This was a 77 percent decrease in participation over 2019. In 2019 tot programs had 409 participants.

---

## YOUTH PROGRAMS

Youth programs had 294 participants. This was a 46 percent decrease in participation over 2019. In 2019 youth programs had 546 participants.

---

## ADULT EDUCATION

---


Adult education had 30 participants. This was a 52 percent decrease in participation over 2019. In 2019 adult education had 63 participants.

---



# FITNESS

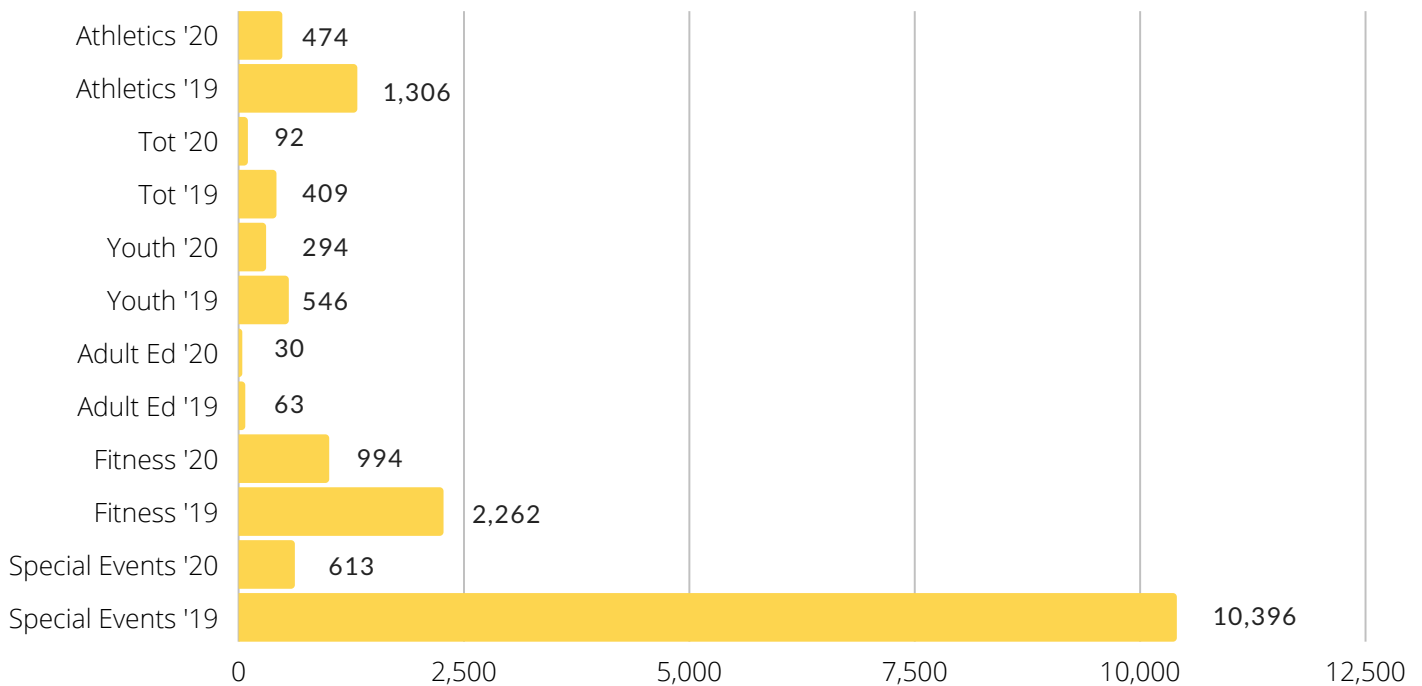
Fitness reported 994 participants. That was a 56 percent decrease in participation over 2019. In 2019 fitness programs had 2,262 participants.



# SPECIAL EVENTS

Special Events had 613 participants. That was a 94 percent decrease in participation over 2019. In 2019 special events had 10,396.

# PARTICIPATION BREAKDOWN



**2020 Participation Numbers:**

**2,497**

**2019 Participation Numbers:**

**14,982**

*Overall we saw an 83 percent decrease in participation over 2019.*

# COMPLETED PROJECTS

---

The North Ridgeville Heart & Sole Fitness Trail was completed in June by Crossroads Asphalt. This 3/4 mile, 6 ft. wide asphalt multi-purpose trail is located at Shady Drive Complex. The Parks and Recreation Department was awarded \$67,482 through the NatureWorks Grant and another \$15,000 donated from NR Heart & Sole Challenge. Total project cost was \$144,553.63. The project was paid out of department 280 (Park and Recreation Improvement Fund).



The Splash Pad in South Central Park received a much needed face lift this past spring. Originally installed in 2007 the features were showing their wear. With the help of Vortex International we were able to add 8 new features at a cost of \$35,640. The new features were paid out of department 280 (Park and Recreation Improvement Fund).



# COMMUNITY PARTNERS

---

Thank you to the businesses large and small in North Ridgeville that help keep NRPRD programs and community events active and growing. Sponsorship dollars are used to help fund equipment and uniforms along with keeping our registration fees low. Sponsors have also been a large part of helping with supplies, food and materials for our community events. Thank you to the 40 plus businesses or organizations that supported us in 2020.



Alex Sismour Memorial Fund  
Angelina's Pizza  
Arby's North Ridgeville  
Center Cleaning Services  
Costin + Kendall CPAs  
Dariview  
DNS Technologies  
Dollar Bank  
Dr. Casey O'Connor Orthodontics  
Dunkin'  
Elyria Moose Lodge 778  
Foundry Kitchen & Bar  
General Services Co., Inc  
Harvest Ridge Church  
J Arhar Agency - Farmers Insurance  
C Auto Body, Inc.  
Kalt Manufacturing  
Kitchen Works  
Legacy Waste & Recycling  
Linden Farm

Lions Club of North Ridgeville  
Lorain County Community College  
Master Pizza  
Maximize Fitness  
Maximum Graphix  
Mayor Kevin Corcoran  
North Ridgeville Corn Festival  
North Coast Eye Care  
North Ridgeville Convenient Sunoco  
North Ridgeville Corn Festival  
North Ridgeville DQ  
North Ridgeville Family Dentistry  
North Ridgeville Police Association  
O'Neill Healthcare  
Sportsville  
Subway  
Westside Community Church  
What The Cupcakes  
Wilson Tree Services

