

NORTH RIDGEVILLE FIRE DEPARTMENT

March 2023

MONTHLY REPORT



Chief John C. Reese, EFO

North Ridgeville Fire Department

North Ridgeville, OH

This report was generated on 4/5/2023 11:53:28 AM



Incident Statistics

Zone(s): All Zones | Start Date: 03/01/2023 | End Date: 03/31/2023

INCIDENT COUNT			
INCIDENT TYPE		# INCIDENTS	
EMS		367	
FIRE		58	
TOTAL		425	
TOTAL TRANSPORTS (N2 and N3)			
APPARATUS	# of APPARATUS TRANSPORTS	# of PATIENT TRANSPORTS	TOTAL # of PATIENT CONTACTS
TOTAL			
PRE-INCIDENT VALUE		LOSSES	
\$0.00		\$0.00	
CO CHECKS			
424 - Carbon monoxide incident		1	
736 - CO detector activation due to malfunction		2	
TOTAL		3	
MUTUAL AID			
Aid Type		Total	
Aid Given		7	
Aid Received		6	
OVERLAPPING CALLS			
# OVERLAPPING		% OVERLAPPING	
144		33.88	
LIGHTS AND SIREN - AVERAGE RESPONSE TIME (Dispatch to Arrival)			
Station	EMS	FIRE	
Avon Fire Department	0:10:21	0:06:25	
NRFD Station 1	0:06:30	0:08:12	
NRFD Station 2	0:06:51	0:08:02	
AVERAGE FOR ALL CALLS		0:06:41	
LIGHTS AND SIREN - AVERAGE TURNOUT TIME (Dispatch to Enroute)			
Station	EMS	FIRE	
Avon Fire Department	0:00:52	0:02:20	
NRFD Station 1	0:01:54	0:02:20	
NRFD Station 2	0:01:41	0:01:28	
AVERAGE FOR ALL CALLS		0:01:52	

Only Reviewed Incidents included. EMS for Incident counts includes only 300 to 399 Incident Types. All other incident types are counted as FIRE. CO Checks only includes Incident Types: 424, 736 and 734. # Apparatus Transports = # of incidents where apparatus transported. # Patient Transports = All patients transported by EMS. # Patient Contacts = # of PCR contacted by apparatus. This report now returns both NEMSIS 2 & 3 data as appropriate. For overlapping calls that span over multiple days, total per month will not equal Total count for year.



AGENCY	AVERAGE TIME ON SCENE (MM:SS)
North Ridgeville Fire Department	13:46

Only Reviewed Incidents included. EMS for Incident counts includes only 300 to 399 Incident Types. All other incident types are counted as FIRE. CO Checks only includes Incident Types: 424, 736 and 734. # Apparatus Transports = # of incidents where apparatus transported. # Patient Transports = All patients transported by EMS. # Patient Contacts = # of PCR contacted by apparatus. This report now returns both NEMSIS 2 & 3 data as appropriate. For overlapping calls that span over multiple days, total per month will not equal Total count for year.





FIRE/RESCUE SERVICE DATA

North Ridgeville Fire Department

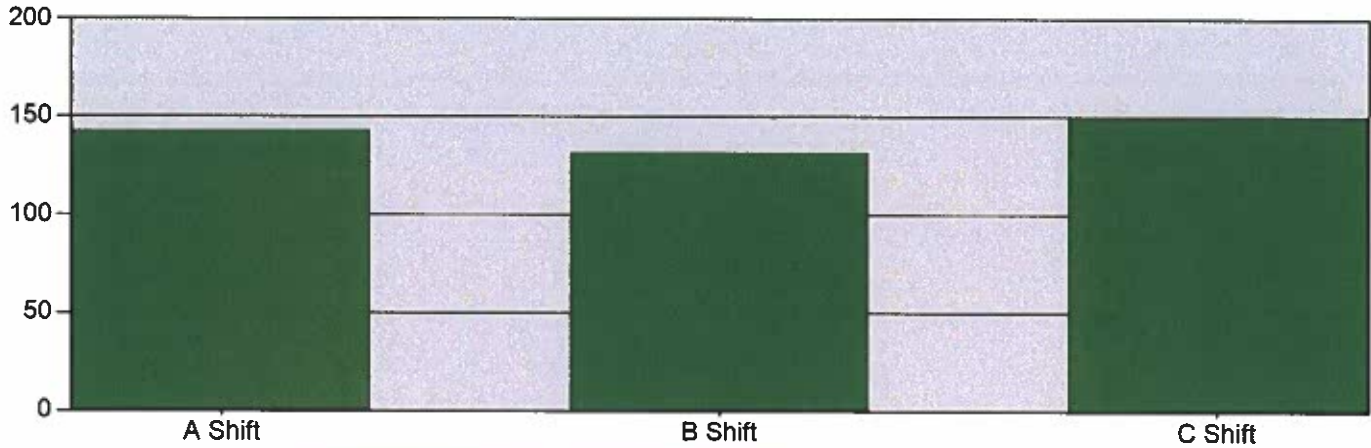
North Ridgeville, OH

This report was generated on 4/5/2023 11:55:06 AM



Incidents by Shift for Date Range

Start Date: 03/01/2023 | End Date: 03/31/2023



SHIFT	# INCIDENTS
A Shift	143
B Shift	132
C Shift	150

TOTAL: 425

Incidents with multiple EXPOSURES, with distinct stations, may create a slight difference between the report total and total number of actual incidents for the DATE RANGE provided. The totals reflect the # INCIDENTS each STATION was assigned. Only REVIEWED incidents included.



North Ridgeville Fire Department

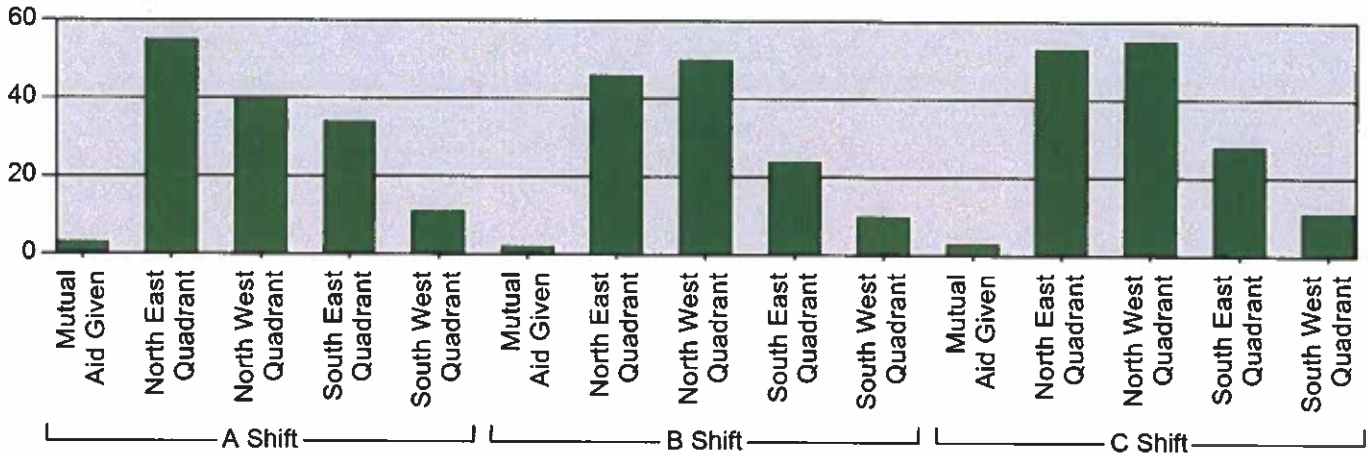
North Ridgeville, OH

This report was generated on 4/5/2023 11:55:39 AM



Incidents per Zone per Shift for Date Range

Start Date: 03/01/2023 | End Date: 03/31/2023



SHIFT	ZONE	# INCIDENTS
A Shift	Mutual Aid Given	3
	North East Quadrant	55
	North West Quadrant	40
	South East Quadrant	34
	South West Quadrant	11
B Shift	Mutual Aid Given	2
	North East Quadrant	46
	North West Quadrant	50
	South East Quadrant	24
	South West Quadrant	10
C Shift	Mutual Aid Given	3
	North East Quadrant	53
	North West Quadrant	55
	South East Quadrant	28
	South West Quadrant	11

TOTAL: 425

The totals reflect the # INCIDENTS each STATION was assigned. Only REVIEWED incidents included.



North Ridgeville Fire Department

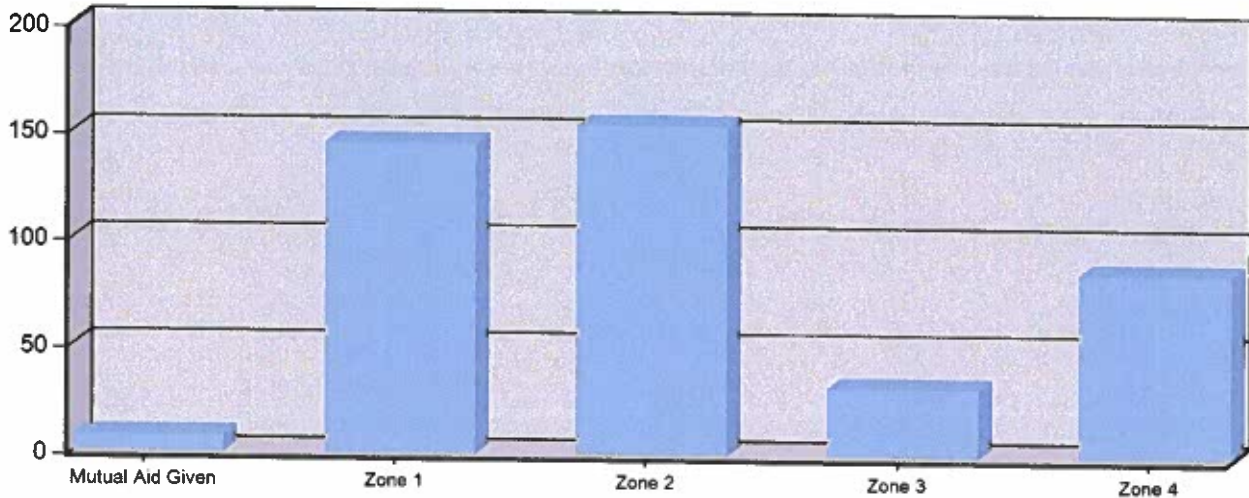
North Ridgeville, OH

This report was generated on 4/5/2023 11:55:59 AM



Incident Count per Zone for Date Range

Start Date: 03/01/2023 | End Date: 03/31/2023



ZONE	# INCIDENTS
Mutual Aid Given - Mutual Aid Given	8
Zone 1 - North West Quadrant	145
Zone 2 - North East Quadrant	154
Zone 3 - South West Quadrant	32
Zone 4 - South East Quadrant	86
TOTAL:	425

Zone information is defined on the Basic Info 3 screen of an incident. Only REVIEWED incidents included. Archived Zones cannot be unarchived.



North Ridgeville Fire Department

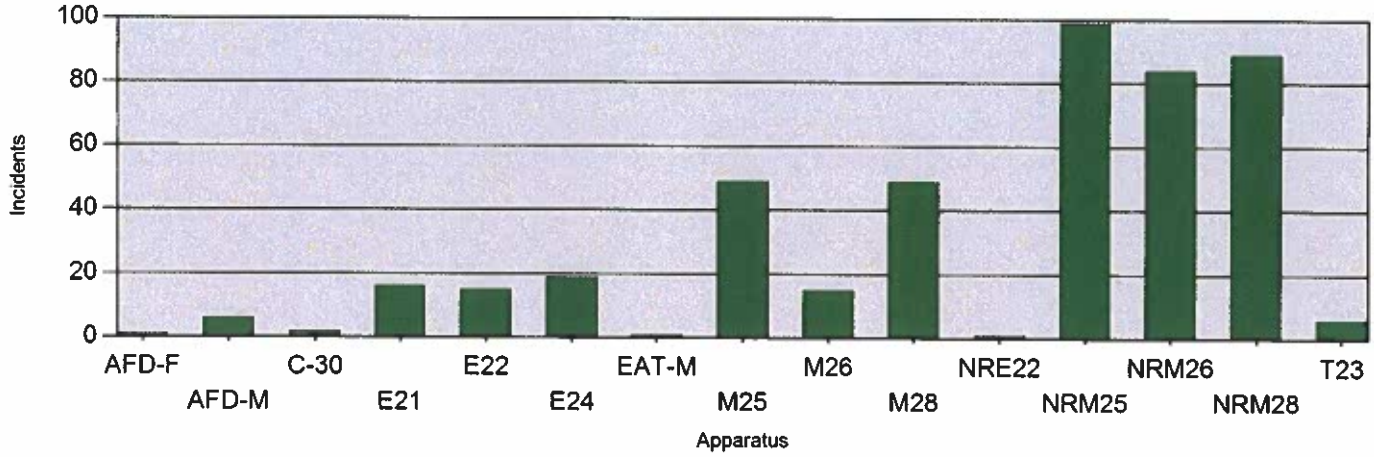
North Ridgeville, OH

This report was generated on 4/5/2023 11:56:18 AM



Incident Count per Apparatus for Date Range

Start Date: 03/01/2023 | End Date: 03/31/2023



APPARATUS	# of INCIDENTS
AFD-F	1
AFD-M	6
C-30	2
E21	16
E22	15
E24	19
EAT-M	1
M25	49
M26	15
M28	49
NRE22	1
NRM25	99
NRM26	84
NRM28	89
T23	6

Cancelled apparatus (per the THIS APPARATUS WAS CANCELLED checkbox on Basic Info 4) not included. Only REVIEWED incidents included.



North Ridgeville Fire Department

North Ridgeville, OH

This report was generated on 4/5/2023 11:56:40 AM



Incidents Per Personnel and Apparatus for Date Range

Start Date: 03/01/2023 | End Date: 03/31/2023

Personnel	AFD-F-Avon Fire	AFD-M-AFD Medic	C-30-P/U TRUCK	E21-Engine 21	E22-Engine 22	E24-Engine 24	EAT-M-Eaton Medic	M25-Medic 25	M26-Medic 26	M28-	NRE22-Engine 22	NRM25-Medic 25	NRM26-Medic 26	NRM28-	T23-Truck 23	Totals
Acord, Steven					3	1		2		8		7		16	2	39
Bement, Joshua				3	1	2		2				10	12	4		34
Buescher, David				7		1			4	3		1	19	8		43
Carbone, Mark				1	2			4				20	2			29
Castle, Andy				5				1	1		1	2	27	5		42
Chase, Gary			2	2				2	11	2		8	27	5		59
Chrosniak, Jason					2	1		5		8		19		15	2	52
Cominsky, Mark				6						2			24	1		33
Cook, Stephen B						3		2		11				28	5	49
Eberling, Colt				6					5				17	3	2	33
Erlenbach, Christopher					3	5		20		14		10		9	2	63
Federan, Christopher					1	5		7		6	1	13		12		45
Foster, William				3	1	3		5	1	1		13	13	9	1	50
Gerbas, Gabriel				2	6	2		7	1		1	23	10	1		53
Gradisek, Grant					1	3		11		12		11		16	1	55
Hein, Michael					1	5		7		1	1	28	1	6		50
Knowlton, Richard					6	2		1		4		26		10		49
Laborie, Gregory					3	2		20		15				1	2	43
Logan, Brian				1		1		2	1	6	1	13	7	11		43
Mason, Jeremy					5			7		4		25		4		45
Mutual Aid, Squad Crew	1	7					1									9
Pocos, Kevin				3					12			1	25			41
Roberts, Benjamin					5	2		5				24		1		37
Rogers, Daniel						6				8				25	1	40
Sadowski, Paul						1				7	1			11		20
Shear, Alexander				6					1			1	32			40
Silvi, Justin				1	1	1		10		5		6	2	14		40
Souris, Constantine					2			11	5	3		25	5			51
Stearns, Korey				4				2	4			2	18			30

Incidents Per Personnel and Apparatus for Date Range on reviewed cases



Strahinic, Kirt				2	5	7		1	1	8		3	9	12	1	49
Tolvay, Kerri					4	1		10		10		8	1	4	2	40
Torres, Kim					1	4				8			2	30	5	50
Warner, Chad						5		2		4		8		13		32
Williams, Michael				5	1				4			2	17			29

Incidents Per Personnel and Apparatus for Date Range on reviewed cases



North Ridgeville Fire Department

North Ridgeville, OH

This report was generated on 4/5/2023 11:57:06 AM



Incident Type Count per Station for Date Range

Start Date: 03/01/2023 | End Date: 03/31/2023

INCIDENT TYPE	# INCIDENTS
Station: 1 - NRRFD STATION 1	
111 - Building fire	1
113 - Cooking fire, confined to container	1
142 - Brush or brush-and-grass mixture fire	1
321 - EMS call, excluding vehicle accident with injury	261
322 - Motor vehicle accident with injuries	4
324 - Motor vehicle accident with no injuries.	2
411 - Gasoline or other flammable liquid spill	1
412 - Gas leak (natural gas or LPG)	4
424 - Carbon monoxide incident	1
440 - Electrical wiring/equipment problem, other	3
444 - Power line down	1
445 - Arcing, shorted electrical equipment	1
531 - Smoke or odor removal	1
550 - Public service assistance, other	1
553 - Public service	4
554 - Assist invalid	5
561 - Unauthorized burning	1
611 - Dispatched & cancelled en route	3
651 - Smoke scare, odor of smoke	2
700 - False alarm or false call, other	1
714 - Central station, malicious false alarm	1
715 - Local alarm system, malicious false alarm	1
733 - Smoke detector activation due to malfunction	1
736 - CO detector activation due to malfunction	2
740 - Unintentional transmission of alarm, other	2
743 - Smoke detector activation, no fire - unintentional	3
745 - Alarm system activation, no fire - unintentional	1
812 - Flood assessment	1
# Incidents for 1 - NRRFD Station 1:	311

Station: 2 - NRRFD STATION 2	
118 - Trash or rubbish fire, contained	1
321 - EMS call, excluding vehicle accident with injury	95
322 - Motor vehicle accident with injuries	3
444 - Power line down	2
531 - Smoke or odor removal	1

Only REVIEWED incidents included.



emergencyreporting.com
Doc Id: 857
Page # 1 of 2

INCIDENT TYPE	# INCIDENTS
561 - Unauthorized burning	1
611 - Dispatched & cancelled en route	3
700 - False alarm or false call, other	1
743 - Smoke detector activation, no fire - unintentional	2
745 - Alarm system activation, no fire - unintentional	2
# Incidents for 2 - NRRFD Station 2:	111

Station: AFD - AVON FIRE DEPARTMENT	
321 - EMS call, excluding vehicle accident with injury	2
553 - Public service	1
# Incidents for AFD - Avon Fire Department:	3

Only REVIEWED incidents included.

North Ridgeville Fire Department

North Ridgeville, OH

This report was generated on 4/5/2023 11:57:25 AM



Average Response Time for Agency for Date Range

Start Date: 03/01/2023 | End Date: 03/31/2023

AGENCY	AVERAGE RESPONSE TIME MM:SS (Dispatch to Arrived)
North Ridgeville Fire Department	6:50

Only REVIEWED incidents included



emergencyreporting.com

Doc Id: 306

Page # 1 of 1

North Ridgeville Fire Department

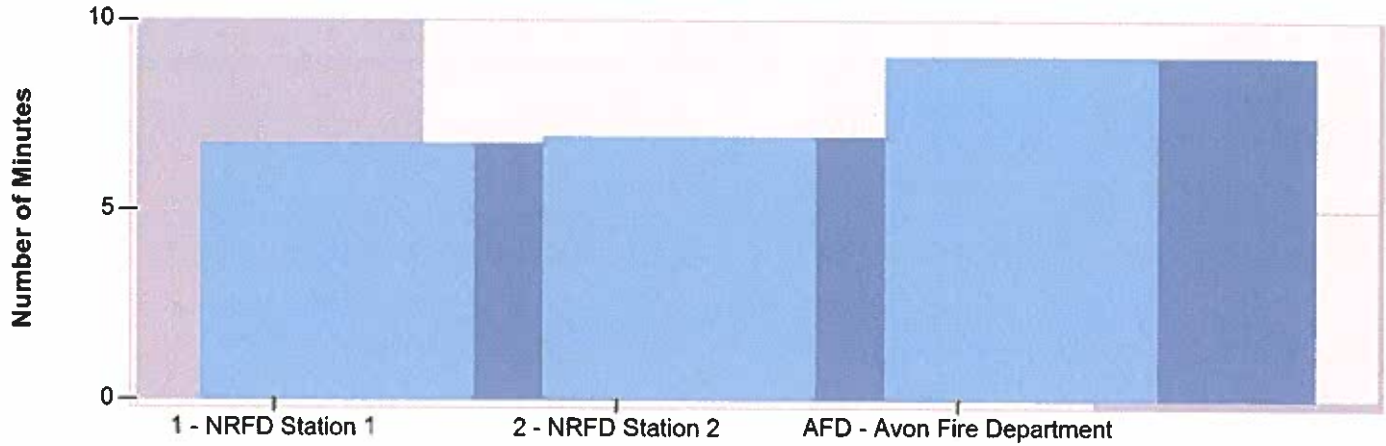
North Ridgeville, OH

This report was generated on 4/5/2023 11:57:46 AM



Average Response Time per Station for Date Range

Start Date: 03/01/2023 | End Date: 03/31/2023



STATION	AVERAGE RESPONSE MM:SS (Dispatch to Arrived)
1 - NRFD Station 1	6:45
2 - NRFD Station 2	6:56
AFD - Avon Fire Department	9:02

AVERAGE RESPONSE TIME calculated from the average time difference between DISPATCH and ARRIVED times on Basic Info 4. Only REVIEWED incidents included.



North Ridgeville Fire Department

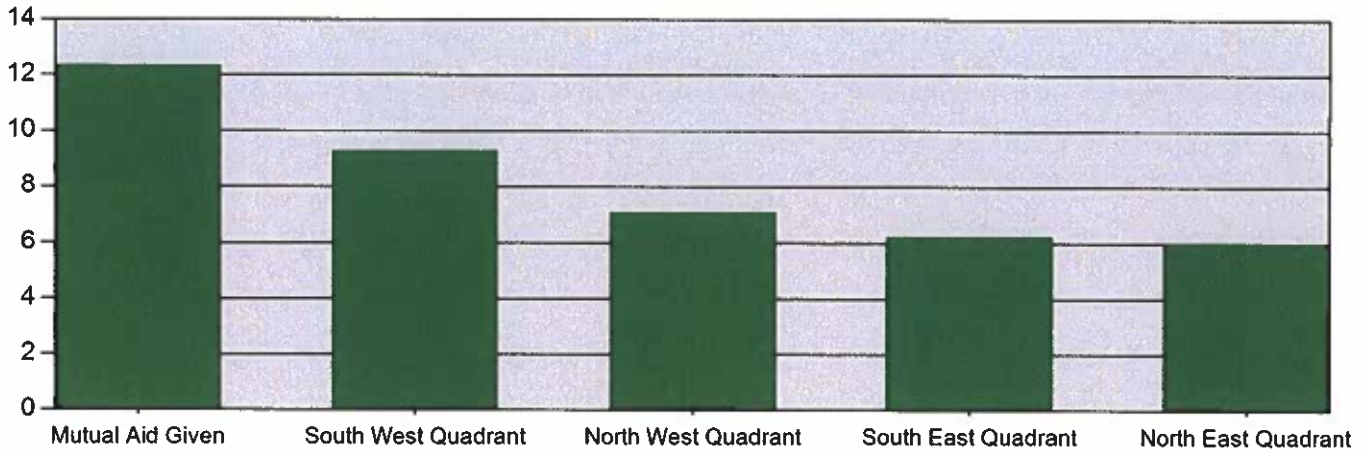
North Ridgeville, OH

This report was generated on 4/5/2023 11:58:09 AM



Average Response Time per Zone for Date Range

Start Date: 03/01/2023 | End Date: 03/31/2023



Zone	AVERAGE RESPONSE TIME in minutes (Dispatch to Arrived)
Mutual Aid Given - Mutual Aid Given	12:34
Zone 3 - South West Quadrant	9:29
Zone 1 - North West Quadrant	7:10
Zone 4 - South East Quadrant	6:23
Zone 2 - North East Quadrant	6:01

Only REVIEWED incidents included



North Ridgeville Fire Department

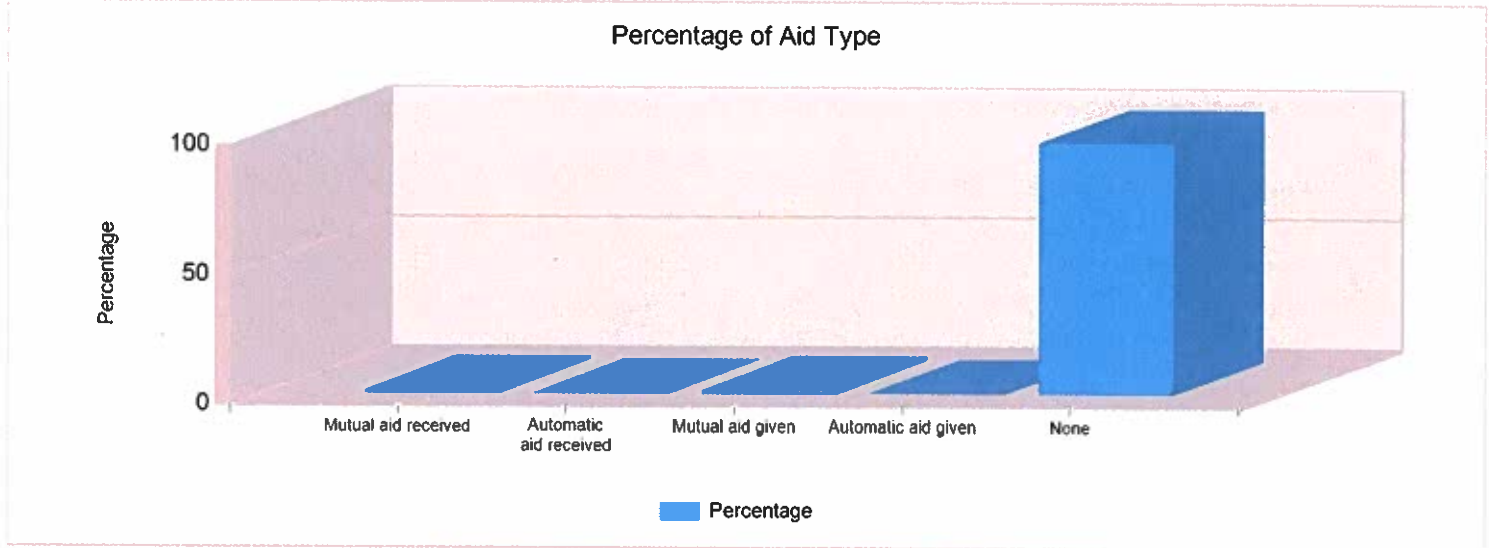
North Ridgeville, OH

This report was generated on 4/5/2023 11:58:34 AM



Count of Aid Given and Received for Incidents for Date Range

Start Date: 03/01/2023 | End Date: 03/31/2023



AID TYPE	TOTAL	% of TOTAL
Mutual aid received	5	1.2%
Automatic aid received	1	0.2%
Mutual aid given	6	1.4%
Automatic aid given	1	0.2%
None	412	96.9%

Only REVIEWED incidents included



North Ridgeville Fire Department

North Ridgeville, OH

This report was generated on 4/5/2023 11:58:53 AM



Count of Overlapping Incidents for Station for Date Range

Station: All Stations | Start Date: 03/01/2023 | End Date: 03/31/2023

# OVERLAPPING	% OVERLAPPING	TOTAL
144	33.88	425

OVERLAPPING INCIDENT DETAILS				
ALARM	CLEAR/CANCEL	INCIDENT #	INCIDENT TYPE	ZONE
3/2/2023				
3/2/2023 12:57:20 PM	3/2/2023 1:15:03 PM	2023-820	321	South East Quadrant
3/2/2023 12:59:27 PM	3/2/2023 1:31:39 PM	2023-821	321	North West Quadrant
3/3/2023				
3/3/2023 7:06:40 AM	3/3/2023 7:39:55 AM	2023-827	321	North West Quadrant
3/3/2023 7:31:09 AM	3/3/2023 7:51:35 AM	2023-828	321	North East Quadrant
3/3/2023 2:10:21 PM	3/3/2023 2:30:24 PM	2023-833	321	North East Quadrant
3/3/2023 2:13:37 PM	3/3/2023 2:36:18 PM	2023-834	321	North East Quadrant
3/3/2023 3:28:02 PM	3/3/2023 3:42:43 PM	2023-835	321	North West Quadrant
3/3/2023 3:31:57 PM	3/3/2023 3:49:20 PM	2023-836	321	North East Quadrant
3/3/2023 5:55:50 PM	3/3/2023 6:11:25 PM	2023-839	321	North East Quadrant
3/3/2023 6:11:14 PM	3/3/2023 6:26:19 PM	2023-840	321	South East Quadrant
3/3/2023 9:35:16 PM	3/3/2023 9:56:42 PM	2023-842	321	North East Quadrant
3/3/2023 9:50:04 PM	3/3/2023 10:05:41 PM	2023-843	321	South East Quadrant
3/4/2023				
3/4/2023 8:25:31 AM	3/4/2023 8:53:31 AM	2023-850	321	North East Quadrant
3/4/2023 8:35:41 AM	3/4/2023 9:01:36 AM	2023-851	321	North East Quadrant
3/4/2023 8:38:36 AM	3/4/2023 9:28:13 AM	2023-852	321	North East Quadrant
3/4/2023 9:08:03 AM	3/4/2023 9:33:09 AM	2023-853	321	North West Quadrant
3/5/2023				
3/5/2023 9:43:57 AM	3/5/2023 10:03:45 AM	2023-864	321	North East Quadrant
3/5/2023 10:00:42 AM	3/5/2023 10:12:31 AM	2023-865	321	North East Quadrant
3/5/2023 10:02:56 AM	3/5/2023 10:39:06 AM	2023-866	321	South East Quadrant
3/6/2023				
3/6/2023 9:10:23 AM	3/6/2023 9:25:52 AM	2023-878	321	North East Quadrant
3/6/2023 9:11:16 AM	3/6/2023 9:37:26 AM	2023-879	321	North East Quadrant
3/6/2023 9:20:28 AM	3/6/2023 9:39:53 AM	2023-880	321	Mutual Aid Given
3/6/2023 9:35:28 AM	3/6/2023 10:00:00 AM	2023-881	321	North West Quadrant
3/6/2023 10:29:15 AM	3/6/2023 10:57:46 AM	2023-882	321	South West Quadrant
3/6/2023 10:32:54 AM	3/6/2023 10:53:13 AM	2023-883	321	South East Quadrant
3/6/2023 12:46:13 PM	3/6/2023 2:01:28 PM	2023-884	321	North East Quadrant
3/6/2023 1:00:57 PM	3/6/2023 1:18:51 PM	2023-885	321	South East Quadrant

Percentage of incidents overlapping from total incidents in date range for specified station. Compared incident time range as either Alarm to Cancel or Alarm to Clear for incidents that have either Cancel or Clear time recorded. Reviewed calls only. Group by date. Displays date, incident number, incident type (numeric only), zone, and station.

OVERLAPPING INCIDENT DETAILS

ALARM	CLEAR/CANCEL	INCIDENT #	INCIDENT TYPE	ZONE
3/7/2023				
3/7/2023 10:39:58 AM	3/7/2023 10:59:59 AM	2023-896	321	North West Quadrant
3/7/2023 10:46:36 AM	3/7/2023 11:04:53 AM	2023-897	321	North West Quadrant
3/8/2023				
3/8/2023 6:43:07 PM	3/8/2023 7:06:35 PM	2023-913	321	North East Quadrant
3/8/2023 7:01:22 PM	3/8/2023 7:21:47 PM	2023-914	321	North East Quadrant
3/8/2023 7:10:39 PM	3/8/2023 7:29:57 PM	2023-915	321	South East Quadrant
3/9/2023				
3/9/2023 11:12:47 AM	3/9/2023 11:24:35 AM	2023-921	321	North East Quadrant
3/9/2023 11:23:33 AM	3/9/2023 11:27:28 AM	2023-922	611	South East Quadrant
3/9/2023 2:13:10 PM	3/9/2023 2:31:09 PM	2023-926	321	North East Quadrant
3/9/2023 2:28:14 PM	3/9/2023 2:49:41 PM	2023-927	321	North West Quadrant
3/9/2023 7:14:52 PM	3/9/2023 7:38:54 PM	2023-928	321	North East Quadrant
3/9/2023 7:31:56 PM	3/9/2023 7:45:00 PM	2023-929	531	South West Quadrant
3/10/2023				
3/10/2023 10:56:24 AM	3/10/2023 12:05:57 PM	2023-936	411	North East Quadrant
3/10/2023 11:38:49 AM	3/10/2023 11:42:40 AM	2023-937	611	South East Quadrant
3/10/2023 1:21:06 PM	3/10/2023 1:45:31 PM	2023-939	322	North West Quadrant
3/10/2023 1:32:07 PM	3/10/2023 2:10:36 PM	2023-940	321	South West Quadrant
3/11/2023				
3/11/2023 11:33:20 AM	3/11/2023 11:53:46 AM	2023-949	321	North West Quadrant
3/11/2023 11:49:04 AM	3/11/2023 12:06:09 PM	2023-950	321	South East Quadrant
3/11/2023 12:01:43 PM	3/11/2023 12:20:03 PM	2023-951	321	North West Quadrant
3/11/2023 12:10:44 PM	3/11/2023 12:30:38 PM	2023-952	321	North East Quadrant
3/11/2023 12:51:36 PM	3/11/2023 1:14:24 PM	2023-953	321	South East Quadrant
3/11/2023 1:00:14 PM	3/11/2023 1:19:03 PM	2023-954	321	North West Quadrant
3/11/2023 7:45:23 PM	3/11/2023 8:04:55 PM	2023-959	321	North East Quadrant
3/11/2023 7:56:57 PM	3/11/2023 8:04:58 PM	2023-960	611	Mutual Aid Given
3/13/2023				
3/13/2023 12:46:52 PM	3/13/2023 1:32:45 PM	2023-984	321	Mutual Aid Given
3/13/2023 12:55:58 PM	3/13/2023 1:03:33 PM	2023-985	745	South East Quadrant
3/13/2023 1:14:04 PM	3/13/2023 1:30:59 PM	2023-986	321	North East Quadrant
3/13/2023 1:25:46 PM	3/13/2023 1:44:56 PM	2023-987	321	North East Quadrant
3/13/2023 1:50:33 PM	3/13/2023 2:10:42 PM	2023-988	321	North West Quadrant
3/13/2023 1:57:58 PM	3/13/2023 2:25:29 PM	2023-989	321	North West Quadrant
3/13/2023 2:19:29 PM	3/13/2023 2:35:09 PM	2023-990	321	North West Quadrant
3/14/2023				
3/14/2023 8:27:05 PM	3/14/2023 8:57:04 PM	2023-1009	321	North West Quadrant
3/14/2023 8:30:29 PM	3/14/2023 8:45:19 PM	2023-1010	321	North East Quadrant
3/14/2023 8:42:58 PM	3/14/2023 9:00:32 PM	2023-1011	321	North West Quadrant
3/14/2023 12:05:54 AM	3/14/2023 12:30:18 AM	2023-996	321	North West Quadrant
3/14/2023 12:27:44 AM	3/14/2023 12:43:42 AM	2023-997	611	Mutual Aid Given

Percentage of incidents overlapping from total incidents in date range for specified station. Compared incident time range as either Alarm to Cancel or Alarm to Clear for incidents that have either Cancel or Clear time recorded. Reviewed calls only. Group by date. Displays date, incident number, incident type (numeric only), zone, and station.

OVERLAPPING INCIDENT DETAILS

ALARM	CLEAR/CANCEL	INCIDENT #	INCIDENT TYPE	ZONE
3/15/2023				
3/15/2023 7:06:01 AM	3/15/2023 7:24:09 AM	2023-1018	321	North East Quadrant
3/15/2023 7:07:38 AM	3/15/2023 7:33:19 AM	2023-1019	321	South East Quadrant
3/15/2023 7:24:00 AM	3/15/2023 7:42:23 AM	2023-1020	321	North West Quadrant
3/15/2023 8:06:03 AM	3/15/2023 8:22:32 AM	2023-1021	321	North East Quadrant
3/15/2023 8:08:15 AM	3/15/2023 8:29:20 AM	2023-1022	321	North East Quadrant
3/15/2023 8:08:48 AM	3/15/2023 8:29:28 AM	2023-1023	321	North East Quadrant
3/15/2023 5:11:36 PM	3/15/2023 5:40:43 PM	2023-1030	321	North East Quadrant
3/15/2023 5:36:12 PM	3/15/2023 6:04:02 PM	2023-1031	321	North West Quadrant
3/17/2023				
3/17/2023 12:21:46 AM	3/17/2023 12:38:36 AM	2023-1041	321	North West Quadrant
3/17/2023 12:28:28 AM	3/17/2023 12:52:37 AM	2023-1042	321	South East Quadrant
3/18/2023				
3/18/2023 9:16:52 AM	3/18/2023 9:36:55 AM	2023-1057	321	North West Quadrant
3/18/2023 9:27:20 AM	3/18/2023 9:50:09 AM	2023-1058	321	North West Quadrant
3/18/2023 4:16:31 PM	3/18/2023 4:36:58 PM	2023-1063	321	South West Quadrant
3/18/2023 4:20:24 PM	3/18/2023 4:43:05 PM	2023-1064	321	North East Quadrant
3/20/2023				
3/20/2023 2:16:31 PM	3/20/2023 2:30:24 PM	2023-1078	321	North East Quadrant
3/20/2023 2:20:16 PM	3/20/2023 2:40:07 PM	2023-1079	554	North West Quadrant
3/20/2023 4:28:56 PM	3/20/2023 4:44:35 PM	2023-1082	321	South East Quadrant
3/20/2023 4:42:40 PM	3/20/2023 5:02:49 PM	2023-1083	321	North East Quadrant
3/20/2023 4:55:08 PM	3/20/2023 5:21:39 PM	2023-1084	554	North West Quadrant
3/20/2023 5:05:12 PM	3/20/2023 5:31:06 PM	2023-1085	321	North West Quadrant
3/20/2023 6:45:50 PM	3/20/2023 7:08:31 PM	2023-1086	321	South East Quadrant
3/20/2023 6:50:56 PM	3/20/2023 7:13:26 PM	2023-1087	321	North West Quadrant
3/20/2023 7:09:29 PM	3/20/2023 7:32:34 PM	2023-1088	321	South West Quadrant
3/21/2023				
3/21/2023 12:26:08 PM	3/21/2023 1:04:43 PM	2023-1097	321	North West Quadrant
3/21/2023 1:04:01 PM	3/21/2023 1:40:12 PM	2023-1098	321	North West Quadrant
3/21/2023 1:39:24 PM	3/21/2023 2:20:00 PM	2023-1099	561	South East Quadrant
3/21/2023 2:05:07 PM	3/21/2023 2:26:29 PM	2023-1100	733	South East Quadrant
3/21/2023 3:43:18 PM	3/21/2023 3:54:09 PM	2023-1101	321	North East Quadrant
3/21/2023 3:46:53 PM	3/21/2023 4:05:29 PM	2023-1102	321	North West Quadrant
3/23/2023				
3/23/2023 7:24:23 AM	3/23/2023 7:37:26 AM	2023-1114	321	North East Quadrant
3/23/2023 7:27:35 AM	3/23/2023 7:42:29 AM	2023-1115	321	North East Quadrant
3/23/2023 7:30:03 AM	3/23/2023 7:48:54 AM	2023-1116	321	South West Quadrant
3/23/2023 10:56:45 AM	3/23/2023 11:11:54 AM	2023-1117	322	Mutual Aid Given
3/23/2023 11:01:43 AM	3/23/2023 11:20:34 AM	2023-1118	445	South West Quadrant
3/23/2023 11:02:15 AM	3/23/2023 11:25:32 AM	2023-1119	321	North East Quadrant
3/23/2023 11:13:49 AM	3/23/2023 11:27:40 AM	2023-1120	553	North East Quadrant

Percentage of incidents overlapping from total incidents in date range for specified station. Compared incident time range as either Alarm to Cancel or Alarm to Clear for incidents that have either Cancel or Clear time recorded. Reviewed calls only. Group by date. Displays date, incident number, incident type (numeric only), zone, and station.

OVERLAPPING INCIDENT DETAILS

ALARM	CLEAR/CANCEL	INCIDENT #	INCIDENT TYPE	ZONE
3/24/2023				
3/24/2023 4:54:01 AM	3/24/2023 5:14:00 AM	2023-1130	714	North East Quadrant
3/24/2023 5:11:51 AM	3/24/2023 5:34:44 AM	2023-1131	321	North East Quadrant
3/24/2023 5:27:07 AM	3/24/2023 5:37:40 AM	2023-1132	321	North East Quadrant
3/24/2023 5:34:31 AM	3/24/2023 5:51:58 AM	2023-1133	321	South West Quadrant
3/24/2023 3:55:52 PM	3/24/2023 4:15:30 PM	2023-1137	321	North East Quadrant
3/24/2023 3:58:05 PM	3/24/2023 4:15:35 PM	2023-1138	321	North East Quadrant
3/25/2023				
3/25/2023 11:51:48 AM	3/25/2023 12:22:11 PM	2023-1142	321	North East Quadrant
3/25/2023 11:56:11 AM	3/25/2023 12:16:28 PM	2023-1143	321	South West Quadrant
3/25/2023 12:05:02 PM	3/25/2023 12:22:51 PM	2023-1144	321	North West Quadrant
3/25/2023 12:08:07 PM	3/25/2023 12:36:00 PM	2023-1145	321	North East Quadrant
3/25/2023 4:10:24 PM	3/25/2023 4:21:54 PM	2023-1147	553	North West Quadrant
3/25/2023 4:16:01 PM	3/25/2023 4:28:43 PM	2023-1148	321	North East Quadrant
3/25/2023 4:17:18 PM	3/25/2023 4:37:09 PM	2023-1149	736	North West Quadrant
3/25/2023 4:24:05 PM	3/25/2023 5:59:00 PM	2023-1150	444	North East Quadrant
3/25/2023 4:43:16 PM	3/25/2023 5:00:00 PM	2023-1151	553	South West Quadrant
3/25/2023 5:10:25 PM	3/25/2023 5:27:10 PM	2023-1152	743	North West Quadrant
3/25/2023 5:13:00 PM	3/25/2023 6:32:17 PM	2023-1153	440	North West Quadrant
3/25/2023 5:13:03 PM	3/25/2023 5:47:58 PM	2023-1154	553	North East Quadrant
3/25/2023 5:14:37 PM	3/25/2023 5:57:04 PM	2023-1155	444	North East Quadrant
3/25/2023 5:34:28 PM	3/25/2023 5:46:38 PM	2023-1156	553	North West Quadrant
3/25/2023 6:47:29 PM	3/25/2023 7:02:42 PM	2023-1157	321	North East Quadrant
3/25/2023 6:50:56 PM	3/25/2023 6:57:05 PM	2023-1158	440	North East Quadrant
3/26/2023				
3/26/2023 9:52:56 PM	3/26/2023 11:11:00 PM	2023-1167	321	North West Quadrant
3/26/2023 10:43:58 PM	3/26/2023 11:06:29 PM	2023-1168	531	South West Quadrant
3/27/2023				
3/27/2023 7:49:15 AM	3/27/2023 8:05:50 AM	2023-1172	321	South East Quadrant
3/27/2023 7:53:36 AM	3/27/2023 8:10:10 AM	2023-1173	321	North East Quadrant
3/27/2023 4:44:46 PM	3/27/2023 5:20:52 PM	2023-1177	321	South West Quadrant
3/27/2023 5:19:36 PM	3/27/2023 5:41:51 PM	2023-1178	321	North West Quadrant
3/29/2023				
3/29/2023 10:52:13 PM	3/29/2023 11:05:55 PM	2023-1193	321	North East Quadrant
3/29/2023 11:05:16 PM	3/29/2023 11:30:17 PM	2023-1194	321	South West Quadrant
3/30/2023				
3/30/2023 7:27:04 AM	3/30/2023 7:47:28 AM	2023-1196	321	South East Quadrant
3/30/2023 7:46:14 AM	3/30/2023 8:14:00 AM	2023-1197	322	North East Quadrant
3/30/2023 3:15:37 PM	3/30/2023 3:36:45 PM	2023-1202	321	North West Quadrant
3/30/2023 3:31:51 PM	3/30/2023 3:48:31 PM	2023-1203	321	North West Quadrant
3/30/2023 5:04:33 PM	3/30/2023 5:29:00 PM	2023-1205	321	South West Quadrant
3/30/2023 5:20:48 PM	3/30/2023 5:46:18 PM	2023-1206	321	South East Quadrant
3/30/2023 5:33:33 PM	3/30/2023 5:51:58 PM	2023-1207	321	South East Quadrant

Percentage of incidents overlapping from total incidents in date range for specified station. Compared incident time range as either Alarm to Cancel or Alarm to Clear for incidents that have either Cancel or Clear time recorded. Reviewed calls only. Group by date. Displays date, incident number, incident type (numeric only), zone, and station.



OVERLAPPING INCIDENT DETAILS				
ALARM	CLEAR/CANCEL	INCIDENT #	INCIDENT TYPE	ZONE
3/31/2023				
3/31/2023 2:03:03 PM	3/31/2023 2:23:10 PM	2023-1218	321	North East Quadrant
3/31/2023 2:15:56 PM	3/31/2023 2:31:19 PM	2023-1219	321	North East Quadrant
3/31/2023 2:29:21 PM	3/31/2023 2:47:13 PM	2023-1220	321	North West Quadrant
3/31/2023 5:36:29 PM	3/31/2023 5:49:51 PM	2023-1222	321	North East Quadrant
3/31/2023 5:45:51 PM	3/31/2023 6:10:06 PM	2023-1223	321	North West Quadrant
3/31/2023 5:49:50 PM	3/31/2023 6:11:50 PM	2023-1224	322	South East Quadrant
3/31/2023 8:29:11 PM	3/31/2023 8:41:00 PM	2023-1226	321	North East Quadrant
3/31/2023 8:32:35 PM	3/31/2023 8:51:14 PM	2023-1227	321	South East Quadrant
3/31/2023 8:50:09 PM	3/31/2023 9:18:17 PM	2023-1228	321	South East Quadrant

Percentage of incidents overlapping from total incidents in date range for specified station. Compared incident time range as either Alarm to Cancel or Alarm to Clear for incidents that have either Cancel or Clear time recorded. Reviewed calls only. Group by date. Displays date, incident number, incident type (numeric only), zone, and station.



North Ridgeville Fire Department

North Ridgeville, OH

This report was generated on 4/5/2023 11:59:13 AM



Property Values versus Loss and Save per Incident for Date Range

Start Date: 03/01/2023 | End Date: 03/31/2023

INCIDENT #	PRE-INCIDENT VALUE	LOSSES	SAVED
Totals:			\$0.00

Both the PRE-INCIDENT VALUE and LOSSES columns are the summation of the respective Property and Contents fields as recorded on the Basic Info 5 screen of an incident. Only REVIEWED incidents included. EMS incidents excluded.





EMERGENCY MEDICAL SERVICES DATA

Agency Activity Summary

UH - North Ridgeville Fire Dept

Agency: UH - North Ridgeville Fire Dept | Service Date: From 03/01/2023 Through 03/31/2023

Total Number of ePCRs: 372

Total Number of Incidents: 364

By Branch

01 Station 1 = 273

02 Station 2 = 99

Billing Disposition

	#	%		#	%
Treated/Transported	283	76.1%	Dead Prior To Arrival	5	1.3%
Treated / Transferred Care	N/A	N/A	Dead After Arrival	2	0.5%
Treated/No Transport (AMA)	13	3.5%	Treat/Transported by Private Veh.	N/A	N/A
Treated / No Transport (Per Protocol)	19	5.1%	Assist	17	4.6%
Transported / Refused Care	2	0.5%	Other	7	1.9%
No Transport / Refused Care	20	5.4%	No Patient Found	N/A	N/A
Cancelled	4	1.1%			
Left Blank	N/A	N/A			

Unit Disposition

Description	#	%
Cancelled Prior to Arrival at Scene	1	0.3%
No Patient Contact	3	0.8%
Non-Patient Incident (Not Otherwise Listed)	17	4.6%
Patient Contact Made	351	94.4%
Left Blank	0	0.0%
Total	372	100.0%

Patient Evaluation/Care Disposition

Description	#	%
Not Applicable	21	5.6%
Patient Evaluated and Care Provided	320	86.0%
Patient Evaluated, No Care Required	9	2.4%
Patient Refused Evaluation/Care	22	5.9%
Left Blank	0	0.0%
Total	372	100.0%

Crew Disposition

Description	#	%
Back in Service, Care/Support Services Refused	22	5.9%
Back in Service, No Care/Support Services Required	30	8.1%
Initiated and Continued Primary Care	320	86.0%
Left Blank	0	0.0%
Total	372	100.0%

Transport Disposition

Description	#	%
No Transport	48	12.9%
Not Applicable	21	5.6%
Patient Refused Transport	13	3.5%
Transport by This EMS Unit (This Crew Only)	290	78.0%
Left Blank	0	0.0%
Total	372	100.0%

Run Type

	#	%		#	%
Emergency Runs	371	99.7%	Non-Emergency Runs	1	0.3%
Stand By	N/A	N/A	Stand By	N/A	N/A
Mutual Aid	1	0.3%	Mutual Aid	N/A	N/A
Interfacility	N/A	N/A	Interfacility	N/A	N/A
Intercept	N/A	N/A	Intercept	N/A	N/A

Emergency Runs (Scheduled)	N/A	N/A	Non-Emergency Runs (Scheduled)	N/A	N/A
Stand By	N/A	N/A	Stand By	N/A	N/A
Mutual Aid	N/A	N/A	Mutual Aid	N/A	N/A
Interfacility	N/A	N/A	Interfacility	N/A	N/A
Intercept	N/A	N/A	Intercept	N/A	N/A

Emergency Type Left Blank: 0

Runs by Unit

Unit	Total Runs	Treat/Transp	Treat/Transfer	Treat/No Transp(AMA)	Treat/No Transp(PP)	Transp/Ref. Care	Cancelled	Dead Prior Arr	Dead After Arr	T/T Priv Veh	No Trans/Ref. Care	Assist	Other	No Pat. Found
NRE22	1	0	0	0	0	0	0	0	0	0	1	0	0	0
NRE24	1	0	0	0	1	0	0	0	0	0	0	0	0	0
NRM25	140	103	0	8	3	2	0	1	0	0	9	13	1	0
NRM26	100	76	0	0	11	0	2	2	2	0	2	0	5	0
NRM28	130	104	0	5	4	0	2	2	0	0	8	4	1	0
Total	372	283	0	13	19	2	4	5	2	0	20	17	7	0

Runs by Service Level

Dispatched Service Level	#	%	Recommended Service Level	#	%
BLS	372	100.0%	BLS	118	31.7%
ALS	N/A	N/A	ALS1	246	66.1%
SCT	N/A	N/A	ALS2	8	2.2%
			SCT	N/A	N/A
			Rotary Wing	N/A	N/A
			Fixed Wing	N/A	N/A

Runs by Insurance Type with Service Level (Multiple insurance types may have

been marked on a run)

Type	BLS	%	ALS1	%	ALS2	%	SCT	%Rotary Wing	%Fixed Wing	%	Total	%
None	118	31.7%	246	66.1%	8	2.2%	N/A	N/A	N/A	N/A	372	100.0%

Runs by Primary PI

Description	#	%
ABNORMAL LABS	7	1.9%
ALCOHOL ABUSE WITH INTOXICATION	4	1.1%
Abdominal Pain	13	3.5%
Allergic Reaction	1	0.3%
Alt. Level Conscious	11	3.0%
Anxiety	3	0.8%
Asthma Symptoms	2	0.5%
Back Pain (No Trauma)	7	1.9%
COVID-19 (SUSPECTED)	2	0.5%
CVA/Stroke	6	1.6%
Cardiac Arrest	7	1.9%
Cardiac Symptoms	3	0.8%
Chest Pain	13	3.5%
Dehydration Symp.	2	0.5%
Depression (acute)	1	0.3%
Diabetic Symptoms	6	1.6%
Dizziness	6	1.6%
Dyspnea-SOB	28	7.5%
Elevated Temp/Fever	3	0.8%
FREQUENT FALLS	11	3.0%
Flu Symptoms	4	1.1%
GI -Bleed	1	0.3%
GI -Constipation	1	0.3%
GI -Diarrhea	2	0.5%
HYPOTENSION	1	0.3%
Headache (no trauma)	2	0.5%

Hemorrhage-(severe medical)	5	1.3%
Hypertension	6	1.6%
MEDICAL DEVICE FAILURE	4	1.1%
MINOR / GENERAL INJURY	22	5.9%
Monitoring Required	2	0.5%
NON-TRAUMATIC LEG PAIN	4	1.1%
Nausea	6	1.6%
Newborn	1	0.3%
No Medical Problem	23	6.2%
Nose Bleed	2	0.5%
OB/Gyn (comp.)	1	0.3%
OD - SUSPECTED OPIOID	1	0.3%
OVERDOSE - ACCIDENTAL		
OD - SUSPECTED OPIOID	1	0.3%
OVERDOSE - INTENTIONAL		
Obvious Death	4	1.1%
Poisoning	1	0.3%
Positioning Required	1	0.3%
Post-Op Complication	2	0.5%
Psychiatric Emerg.	12	3.2%
Respiratory Arrest	1	0.3%
Respiratory Failure	1	0.3%
SUICIDE ATTEMPT	2	0.5%
Seizure	14	3.8%
Syncope/Fainting	7	1.9%
Trauma Injury	23	6.2%
Unknown Medical	9	2.4%
Urination Problem	4	1.1%
Vomiting	2	0.5%
Weakness	30	8.1%
Left Blank	34	9.1%
<i>Total</i>	372	100.0%

Runs by Dispatch (EMD) Code

Description	#	%
01A01 Abdominal Pain	8	2.2%
02B01 Allergies/Envenomations	1	0.3%
05A01 Back Pain (Non-traumatic)	6	1.6%
06E01 Breathing Problems	32	8.6%
09E02 Cardiac or Respiratory Arrest/Death	9	2.4%
10D01 Chest Pain/ Chest Discomfort	19	5.1%
11E01 Choking	1	0.3%
12C01 Convulsions/Seizures	15	4.0%
13C02 Diabetic Problems	4	1.1%
17B03 Falls	80	21.5%
18B01 Headache	2	0.5%
19C07 Heart Problems/AICD	1	0.3%
21B01 Hemorrhage/Laceration	11	3.0%
23C07 Overdose/Poisoning	6	1.6%
24B02 Pregnancy/Childbirth/Miscarriage	2	0.5%
25B06 Psychiatric/Abnormal Behavior/Suicide Attempt	12	3.2%
26B01 Sick Person (Specific Diagnosis)	69	18.5%
28C12 Stroke (CVA/TIA)	8	2.2%
29B05 Traffic/Transportation Incident	11	3.0%
30B01 Traumatic Injuries	7	1.9%
31C01 Unconscious/Fainting	13	3.5%
32B01 Unknown Problem	28	7.5%
32B02 Medical Alarm	3	0.8%
32B03 Not Reported	3	0.8%
37A01 Other / Public Assist	21	5.6%
Left Blank	0	0.0%
Total	372	100.0%

Transport From (Category)

	<u>#</u>	<u>%</u>
--Left Blank--	372	100.0%
<i>Total</i>	372	100.0%

Transport From (Facility)

	<u>#</u>	<u>%</u>
--Left Blank--	372	100.0%
<i>Total</i>	372	100.0%

Transport To (Destination Facility)

	<u>#</u>	<u>%</u>
UH - ST JOHN MEDICAL CENTER	157	42.2%
--Left Blank--	85	22.8%
Avon Richard E. Jacobs Health Center	66	17.7%
UH - ELYRIA MEDICAL CENTER	57	15.3%
CCF - Fairview	5	1.3%
Southwest General Health Center	2	0.5%
<i>Total</i>	372	100.0%



NORTH RIDGEVILLE FIRE DEPARTMENT



*Fire Prevention Inspection Report
March 2023*

*Submitted By:
Assistant Chief Mike Uhnak, EMT-P, FO2, FI*

North Ridgeville Fire Department

North Ridgeville, OH

This report was generated on 4/5/2023 12:07:03 PM



Completed Inspections per Zone for Date Range

Start Date: 03/01/2023 | End Date: 03/31/2023

ZONE	ID	OCCUPANCY	ADDRESS	INSPECTED
Zone 1- NW - Zone 1- North West Quadrant				
		Riddell	7501 Performance Lane LN	03/01/2023
		The Hatchery Antique Mall	7474 Avon Belden RD	03/01/2023
	39160 Center Ridge B	Cherry's Beauty	39160 Center Ridge	03/01/2023
		Riddell	7501 Performance Lane LN	03/03/2023
		O'Neill Health Care Facility	38600 Center Ridge RD	03/07/2023
		O'Neill Health Care Facility	38600 Center Ridge RD	03/07/2023
		O'Neill Health Care Facility	38600 Center Ridge RD	03/08/2023
		AMF Bowling	38931 Center Ridge RD	03/09/2023
		AMF Bowling	38931 Center Ridge RD	03/09/2023
		Bistro 83	36033 Westminister AVE	03/09/2023
		Pickett's Place On The Ridge Restaurant	37863 Center Ridge	03/09/2023
		Pickett's Place On The Ridge Restaurant	37863 Center Ridge	03/09/2023
		Dayton Freight	38686 Taylor PKY	03/17/2023
		Foster/Adoption Inspection	7000 Ranger WAY	03/27/2023
	Wolff 2	SEU	38777 Taylor PKY #2	03/29/2023
		Old Town Hall Theater/Museum	36119 Center Ridge	03/30/2023
Zone 2- NE - Zone 2- North East Quadrant				
		Rudolph Libbie Group	4937 Mills Industrial PKY	03/01/2023
	Rini's Plaza 3	RE/MAX	34313 Center Ridge RD	03/03/2023
		Legacy Mills Rd.	34515 Mills RD	03/06/2023
		Legacy Mills Rd.	34515 Mills RD	03/07/2023
		Cleveland Dental Institute	5220 Mills Industrial PKY	03/08/2023
		Stec Construction	5200 Mills Industrial PKY	03/08/2023
		Rudolph Libbie Group	4937 Mills Industrial PKY	03/08/2023
		C. Mulligans Pub	6450 Pitts BLVD	03/08/2023
		C. Mulligans Pub	6450 Pitts BLVD	03/08/2023
		Coca Crossfit	5160 Mills Industrial PKY	03/08/2023
		RP Industrial Sales	5226 Mills Industrial PKY	03/08/2023
		Absorb Core. (5206 & 5210 Mills Ind)	5210 Mills Industrial PKY	03/08/2023
	1	The Cover Girl	5204 Mills Industrial PKY	03/08/2023
		ERT Snow Removal	5202 Mills Industrial PKY	03/08/2023
		Bob Cutler Signs/Lertikal	34115 Mills RD	03/13/2023
		Shear Elevations Barbershop	6001 Lear Nagle RD	03/13/2023
		Stone Creek Boutique	6001 Lear Nagle RD	03/13/2023
		Legacy Mills Rd.	34515 Mills RD	03/13/2023



ZONE	ID	OCCUPANCY	ADDRESS	INSPECTED
		North Ridgeville Academic Center	34620 Bainbridge RD	03/14/2023
		Corn Festival	7000 Ranger WAY	03/16/2023
	Emerald Ridge Center 1	Dr. McCormack	34282 Center Ridge	03/16/2023
		2B Clean Auto Detailing	32325 Cook RD	03/17/2023
		Elite K911	31740 Cook RD	03/17/2023
		Lorain County Community College- Ridge Campus	32121 Lorain RD	03/17/2023
		Lorain County Community College- Ridge Campus	32121 Lorain RD	03/17/2023
	Ridgeville Center 2	Maing Wok	35085 Center Ridge	03/20/2023
	Ridgeville Center 2	Maing Wok	35085 Center Ridge	03/20/2023
		The Avenue At North Ridgeville Nursing Home	6200 Lear Nagle RD	03/20/2023
		North Ridgeville Police Department	7070 Ranger WAY	03/27/2023
		North Ridgeville Police Department	7070 Ranger WAY	03/28/2023
		North Ridgeville Police Department	7070 Ranger WAY	03/29/2023
	Ridgeville Center 2	Maing Wok	35085 Center Ridge	03/29/2023
		Victory Park Clubhouse	7777 Victory LN	03/30/2023

Zone 3- SW - Zone 3- South West Quadrant

		Harvest Ridge Preschool	35600 Lorain RD	03/03/2023
		Harvest Ridge Preschool	35600 Lorain RD	03/07/2023
		Harvest Ridge Preschool	35600 Lorain RD	03/14/2023
		Poppees Popcorn	38727 Taylor PKY	03/16/2023
		Poppees Popcorn	38727 Taylor PKY	03/27/2023
		Invacare	39400 Taylor PKY	03/27/2023
		Norlake Engineered Transformer Solutions- Main Facility	39301 Taylor Industrial PKY	03/29/2023
		Norlake Engineered Transformer Solutions- Building #3	38905 Taylor PKY	03/29/2023
		All Pro Freight/Reclaim Synergy	38850 Taylor PKY	03/29/2023

Zone 4- SE - Zone 4- South East Quadrant

		University Hospitals North Ridgeville	32800 Lorain RD	03/02/2023
		Ridgefield Rec Center	8700 Gatewood DR	03/09/2023
		Ridgefield Rec Center	8700 Gatewood DR	03/09/2023
		Culver's Restaurant	32626 Lorain RD	03/22/2023
		Culver's Restaurant	32626 Lorain RD	03/22/2023



North Ridgeville Fire Department

North Ridgeville, OH

This report was generated on 4/5/2023 12:07:25 PM



Count of Occupancies Inspected per Occupancy Type per Inspection Type for Date Range

Start Date: 03/01/2023 | End Date: 03/31/2023

OCCUPANCY	COUNT
INSPECTION TYPE: Annual	
Assembly	1
Athellic/Health Clubs	1
Bar/Night Club	1
Barber/Beauty Salon	1
College/Adult Education	1
General Business/Merchantile	3
Health Clinic/Hemodialysis Center	1
Industrial /Manufacturing Facility	2
Nursing Home	1
Restaurant	2
Storage/Warehouse Facility	8
INSPECTION TYPE: Emergency Planning/Evacuation	
Middle School	1
INSPECTION TYPE: FDC 5 Year Hydro Test	
Industrial /Manufacturing Facility	2
INSPECTION TYPE: Final Fire Alarm System Acceptance Test	
Assembly	1
INSPECTION TYPE: Final Occupancy Inspection Acceptance Test	
Day Care	1
General Business/Merchantile	1
INSPECTION TYPE: Fire Alarm System Acceptance Test	
General Business/Merchantile	1
INSPECTION TYPE: Fire Alarm System Test- Annual	
College/Adult Education	1
INSPECTION TYPE: Fire Line Spot Inspection	
Police Station	2
Storage/Warehouse Facility	2
INSPECTION TYPE: Generator Acceptence Test(SFM)	
Industrial /Manufacturing Facility	2
INSPECTION TYPE: Home Inspection	
Residential	1
INSPECTION TYPE: Knox Box Placement and Secured	
Animal Hospital, Clinic, Kennel or Pound	1
Gas/Service Station	1

Locked inspections only.



OCCUPANCY	COUNT
INSPECTION TYPE: Plan Review	
Assembly	3
Athletic/Health Clubs	1
Day Care	2
Industrial /Manufacturing Facility	1
Nursing Home	2
Police Station	1
INSPECTION TYPE: Pre Inspection Meeting	
Storage/Warehouse Facility	1
INSPECTION TYPE: Reinspection	
General Business/Merchantile	1
Industrial /Manufacturing Facility	2
Nursing Home	1
Offices-General Buisness	1
Restaurant	1
INSPECTION TYPE: Sprinkler System Test-Annual	
Industrial /Manufacturing Facility	1
INSPECTION TYPE: Water Flow Test	
Assembly	1
INSPECTION TYPE: Wet Chemical Sprinkler System Semi-Annual Test	
Bar/Night Club	1
General Business/Merchantile	2
Restaurant	2
Total # of Inspections:	63

Locked inspections only.

North Ridgeville Fire Department

North Ridgeville, OH

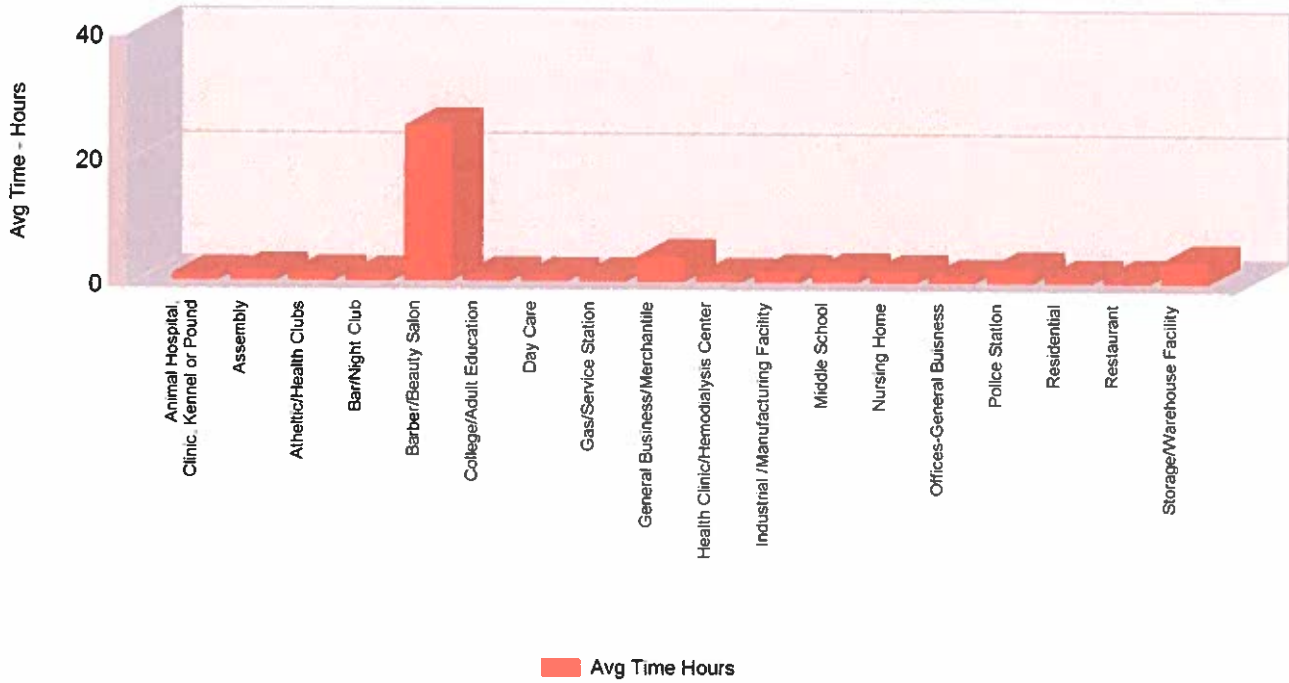
This report was generated on 4/5/2023 12:07:48 PM



Average Inspection Time per Occupancy Type for Date Range

Start Date: 03/01/2023 | End Date: 03/31/2023

Average Inspections Time for Occupancy Type



OCCUPANCY TYPE	AVERAGE TIME (minutes)
Animal Hospital, Clinic, Kennel or Pound	1:00:00
Assembly	1:40:00
Athletic/Health Clubs	1:15:00
Bar/Night Club	1:00:00
Barber/Beauty Salon	25:00:00
College/Adult Education	1:00:00
Day Care	1:00:00
Gas/Service Station	1:00:00
General Business/Merchandise	4:03:45
Health Clinic/Hemodialysis Center	1:00:00
Industrial /Manufacturing Facility	1:42:00
Middle School	2:00:00
Nursing Home	1:45:00
Offices-General Business	1:00:00
Police Station	2:20:00
Residential	1:00:00
Restaurant	1:00:00

Only inspections with TIME IN and TIME OUT information provided are included in the INSPECTION TIME calculations.

OCCUPANCY TYPE	AVERAGE TIME (minutes)
Storage/Warehouse Facility	3:32:43

Only inspections with TIME IN and TIME OUT information provided are included in the INSPECTION TIME calculations.



North Ridgeville Fire Department

North Ridgeville, OH

This report was generated on 4/5/2023 12:08:21 PM



Daily Log Items per Personnel for Activity Code for Personnel

Activity Codes: All Activity Codes | Personnel: Uhnak, Michael | Start Time: 00:00 | End Time: 23:00 | Start Date: 03/01/2023 | End Date: 03/31/2023

Uhnak, Michael	START	END	LOG TYPE	APPARATUS	NOTES	HOURS
	03/01/2023 08:00:00	03/01/2023 09:00:00	INSPECTION		An inspection was completed for Cherry's Beauty by Uhnak, Michael	1.00
	03/01/2023 09:00:00	03/01/2023 10:00:00	INSPECTION		An inspection was completed for The Hatchery Antique Mall by Uhnak, Michael	1.00
	03/01/2023 10:00:00	03/01/2023 12:00:00	INSPECTION		An inspection was completed for Rudolph Libbia Group by Uhnak, Michael	2.00
	03/01/2023 12:00:00	03/01/2023 13:00:00	DAYBOOK			1.00
	03/01/2023 13:00:00	03/01/2023 15:00:00	INSPECTION		An inspection was completed for Riddell by Uhnak, Michael	2.00
	03/01/2023 15:00:00	03/01/2023 16:00:00	DAYBOOK			1.00
	03/02/2023 08:00:00	03/02/2023 14:00:00	DAYBOOK		New Candidate Interviews	6.00
	03/02/2023 14:00:00	03/02/2023 15:00:00	INSPECTION		An inspection was completed for University Hospitals North Ridgeville by Uhnak, Michael	1.00
	03/02/2023 15:00:00	03/02/2023 16:00:00	DAYBOOK			1.00
	03/03/2023 08:00:00	03/03/2023 11:00:00	DAYBOOK		Management Mtg.	3.00
	03/03/2023 11:00:00	03/03/2023 12:00:00	INSPECTION		An inspection was completed for Harvest Ridge Preschool by Uhnak, Michael	1.00
	03/03/2023 12:00:00	03/03/2023 13:00:00	DAYBOOK			1.00
	03/03/2023 13:00:00	03/03/2023 14:00:00	INSPECTION		An inspection was completed for Riddell by Uhnak, Michael	1.00
	03/03/2023 14:00:00	03/03/2023 15:00:00	INSPECTION		An inspection was completed for REMAX by Uhnak, Michael	1.00
	03/03/2023 15:00:00	03/03/2023 16:00:00	DAYBOOK			1.00
	03/06/2023 08:00:00	03/06/2023 09:00:00	DAYBOOK			1.00
	03/06/2023 09:00:00	03/06/2023 11:00:00	INSPECTION		An inspection was completed for North Ridgeville Police Department by Uhnak, Michael	2.00
	03/06/2023 11:00:00	03/06/2023 15:00:00	DAYBOOK		NEOPFA Meeting	4.00
	03/06/2023 15:00:00	03/06/2023 16:00:00	INSPECTION		An inspection was completed for Legacy Mills Rd. by Uhnak, Michael	1.00
	03/07/2023 08:00:00	03/07/2023 09:00:00	DAYBOOK			1.00
	03/07/2023 09:00:00	03/07/2023 11:00:00	INSPECTION		An inspection was completed for O'Neill Health Care Facility by Uhnak, Michael	2.00
	03/07/2023 11:00:00	03/07/2023 12:00:00	INSPECTION		An inspection was completed for Harvest Ridge Preschool by Uhnak, Michael	1.00
	03/07/2023 12:00:00	03/07/2023 13:00:00	DAYBOOK			1.00
	03/07/2023 13:00:00	03/07/2023 15:00:00	INSPECTION		An inspection was completed for O'Neill Health Care Facility by Uhnak, Michael	2.00
	03/07/2023 15:00:00	03/07/2023 16:00:00	INSPECTION		An inspection was completed for Legacy Mills Rd. by Uhnak, Michael	1.00
	03/08/2023 08:00:00	03/08/2023 08:30:00	INSPECTION		An inspection was completed for Coca Crossfit by Uhnak, Michael	0.50
	03/08/2023 08:30:00	03/08/2023 09:00:00	INSPECTION		An inspection was completed for RP Industrial Sales by Uhnak, Michael	0.50
	03/08/2023 09:00:00	03/08/2023 10:00:00	INSPECTION		An inspection was completed for Cleveland Dental Institute by Uhnak, Michael	1.00
	03/08/2023 10:00:00	03/08/2023 10:30:00	INSPECTION		An inspection was completed for Absorb Core. (5206 & 5210 Mills Ind) by Uhnak, Michael	0.50
	03/08/2023 10:30:00	03/08/2023 11:00:00	INSPECTION		An inspection was completed for The Cover Girl by Uhnak, Michael	0.50
	03/08/2023 11:00:00	03/08/2023 12:00:00	INSPECTION		An inspection was completed for C. Mulligans Pub by Uhnak, Michael	1.00
	03/08/2023 12:00:00	03/08/2023 13:00:00	INSPECTION		An inspection was completed for C. Mulligans Pub by Uhnak, Michael	1.00
	03/08/2023 13:00:00	03/08/2023 13:30:00	INSPECTION		An inspection was completed for ERT Snow Removal by Uhnak, Michael	0.50
	03/08/2023 13:30:00	03/08/2023 14:00:00	INSPECTION		An inspection was completed for Stac Construction by Uhnak, Michael	0.50

Lists the Daily Log items, grouped by Personnel, corresponding to the selected Activity Code and Personnel.

START	END	LOG TYPE	APPARATUS	NOTES	HOURS
03/08/2023 14:00:00	03/08/2023 15:00:00	INSPECTION		An inspection was completed for Rudolph Libbie Group by Uhnak, Michael	1.00
03/08/2023 15:00:00	03/08/2023 16:00:00	INSPECTION		An inspection was completed for O'Neill Health Care Facility by Uhnak, Michael	1.00
03/09/2023 08:00:00	03/09/2023 09:00:00	DAYBOOK			1.00
03/09/2023 09:00:00	03/09/2023 10:00:00	INSPECTION		An inspection was completed for Bistro 83 by Uhnak, Michael	1.00
03/09/2023 10:00:00	03/09/2023 11:00:00	INSPECTION		An inspection was completed for Ridgerfield Rec Center by Uhnak, Michael	1.00
03/09/2023 11:00:00	03/09/2023 12:00:00	INSPECTION		An inspection was completed for Ridgerfield Rec Center by Uhnak, Michael	1.00
03/09/2023 12:00:00	03/09/2023 13:00:00	INSPECTION		An inspection was completed for AMF Bowling by Uhnak, Michael	1.00
03/09/2023 13:00:00	03/09/2023 14:00:00	INSPECTION		An inspection was completed for AMF Bowling by Uhnak, Michael	1.00
03/09/2023 14:00:00	03/09/2023 15:00:00	INSPECTION		An inspection was completed for Pickett's Place On The Ridge Restaurant by Uhnak, Michael	1.00
03/09/2023 15:00:00	03/09/2023 16:00:00	INSPECTION		An inspection was completed for Pickett's Place On The Ridge Restaurant by Uhnak, Michael	1.00
03/13/2023 09:00:00	03/13/2023 10:00:00	INSPECTION		An inspection was completed for Bob Cutler Signs/Letrical by Uhnak, Michael	1.00
03/13/2023 10:00:00	03/14/2023 11:00:00	INSPECTION		An inspection was completed for Shear Elevations Barbershop by Uhnak, Michael	25.00
03/13/2023 11:00:00	03/14/2023 12:00:00	INSPECTION		An inspection was completed for Stone Creek Boutique by Uhnak, Michael	25.00
03/13/2023 12:00:00	03/13/2023 13:00:00	DAYBOOK			1.00
03/13/2023 13:00:00	03/14/2023 15:00:00	INSPECTION		An inspection was completed for Legacy Mills Rd. by Uhnak, Michael	26.00
03/13/2023 15:00:00	03/13/2023 16:00:00	DAYBOOK		Reports: Legacy Storage Shear Elevations Stone Creek Cutler Signs Annual	1.00
03/14/2023 08:00:00	03/14/2023 09:00:00	DAYBOOK			1.00
03/14/2023 09:00:00	03/14/2023 11:00:00	INSPECTION		An inspection was completed for North Ridgeville Academic Center by Uhnak, Michael	2.00
03/14/2023 11:00:00	03/14/2023 12:00:00	INSPECTION		An inspection was completed for Harvest Ridge Preschool by Uhnak, Michael	1.00
03/14/2023 12:00:00	03/14/2023 13:00:00	DAYBOOK			1.00
03/14/2023 13:00:00	03/14/2023 15:00:00	DAYBOOK		Reports: Harvest Ridge New Occupancy NRAC Emergency Planning O'Neill Health Plan Review Legacy Storage Fire Line	2.00
03/27/2023 11:00:00	03/27/2023 12:00:00	INSPECTION		An inspection was completed for Foster/Adoption Inspection by Uhnak, Michael	1.00
03/27/2023 12:00:00	03/27/2023 13:00:00	DAYBOOK			1.00
03/28/2023 12:00:00	03/28/2023 13:00:00	DAYBOOK			1.00
03/29/2023 13:00:00	03/29/2023 14:00:00	DAYBOOK			1.00
03/29/2023 14:00:00	03/29/2023 15:00:00	DAYBOOK			1.00
03/30/2023 08:00:00	03/30/2023 09:00:00	DAYBOOK			1.00
03/30/2023 12:00:00	03/30/2023 13:00:00	DAYBOOK		Reports: Old Town Hall Victory Park Plan Review	1.00
03/30/2023 15:00:00	03/30/2023 16:00:00	DAYBOOK			1.00
Total Hours for: Uhnak, Michael					150.00
Total of all Personnel Hours					150.00

Lists the Daily Log items, grouped by Personnel, corresponding to the selected Activity Code and Personnel.

