



FIRE DEPARTMENT
MONTHLY REPORT
MARCH 2024



North Ridgeville Fire Department

North Ridgeville, OH

This report was generated on 4/2/2024 9:00:50 AM



Incident Statistics

Zone(s): All Zones | Start Date: 03/01/2024 | End Date: 03/31/2024

INCIDENT COUNT			
INCIDENT TYPE		# INCIDENTS	
EMS		371	
FIRE		52	
TOTAL		423	
TOTAL TRANSPORTS (N2 and N3)			
APPARATUS	# of APPARATUS TRANSPORTS	# of PATIENT TRANSPORTS	TOTAL # of PATIENT CONTACTS
TOTAL			
PRE-INCIDENT VALUE		LOSSES	
\$0.00		\$0.00	
CO CHECKS			
424 - Carbon monoxide incident		1	
736 - CO detector activation due to malfunction		3	
TOTAL		4	
MUTUAL AID			
Aid Type		Total	
Aid Given		4	
Aid Received		7	
OVERLAPPING CALLS			
# OVERLAPPING		% OVERLAPPING	
136		32.15	
LIGHTS AND SIREN - AVERAGE RESPONSE TIME (Dispatch to Arrival)			
Station	EMS	FIRE	
Avon Fire Department	0:14:28		
North Ridgeville FD Station 1	0:06:10	0:06:57	
North Ridgeville FD Station 2	0:07:03	0:08:09	
AVERAGE FOR ALL CALLS		0:06:32	
LIGHTS AND SIREN - AVERAGE TURNOUT TIME (Dispatch to Enroute)			
Station	EMS	FIRE	
Avon Fire Department	0:01:01		
North Ridgeville FD Station 1	0:01:55	0:02:18	
North Ridgeville FD Station 2	0:01:46	0:02:21	
AVERAGE FOR ALL CALLS		0:01:54	

Only Reviewed Incidents included. EMS for Incident counts includes only 300 to 399 Incident Types. All other incident types are counted as FIRE. CO Checks only includes Incident Types: 424, 736 and 734. # Apparatus Transports = # of incidents where apparatus transported. # Patient Transports = All patients transported by EMS. # Patient Contacts = # of PCR contacted by apparatus. This report now returns both NEMSIS 2 & 3 data as appropriate. For overlapping calls that span over multiple days, total per month will not equal Total count for year.

AGENCY	AVERAGE TIME ON SCENE (MM:SS)
North Ridgeville Fire Department	13:25

Only Reviewed Incidents included. EMS for Incident counts includes only 300 to 399 Incident Types. All other incident types are counted as FIRE. CO Checks only includes Incident Types: 424, 736 and 734. # Apparatus Transports = # of incidents where apparatus transported. # Patient Transports = All patients transported by EMS. # Patient Contacts = # of PCR contacted by apparatus. This report now returns both NEMSIS 2 & 3 data as appropriate. For overlapping calls that span over multiple days, total per month will not equal Total count for year.



FIRE/RESCUE
SERVICES DATA



North Ridgeville Fire Department

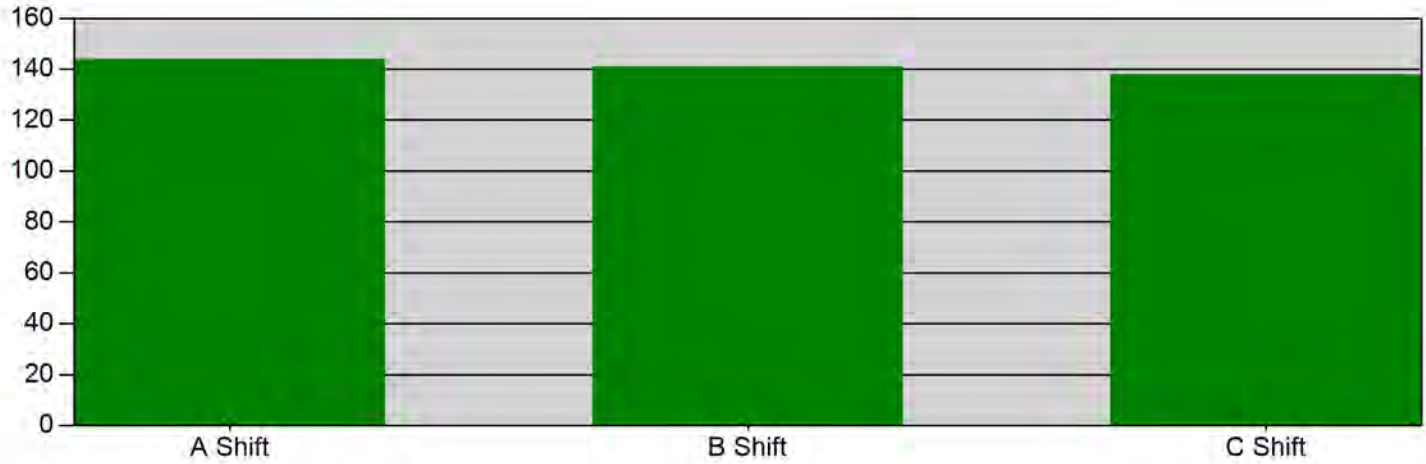
North Ridgeville, OH

This report was generated on 4/2/2024 9:01:59 AM



Incidents by Shift for Date Range

Start Date: 03/01/2024 | End Date: 03/31/2024



SHIFT	# INCIDENTS
A Shift	144
B Shift	141
C Shift	138

TOTAL: 423

Incidents with multiple EXPOSURES, with distinct stations, may create a slight difference between the report total and total number of actual incidents for the DATE RANGE provided. The totals reflect the # INCIDENTS each STATION was assigned. Only REVIEWED incidents included.



North Ridgeville Fire Department

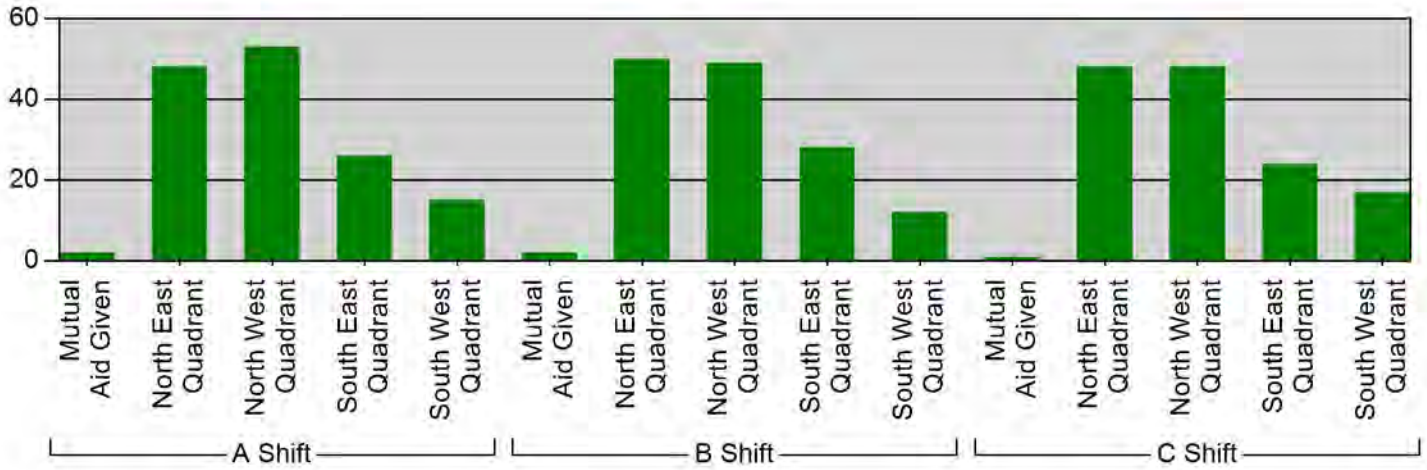
North Ridgeville, OH

This report was generated on 4/2/2024 9:02:43 AM



Incidents per Zone per Shift for Date Range

Start Date: 03/01/2024 | End Date: 03/31/2024



SHIFT	ZONE	# INCIDENTS
A Shift	Mutual Aid Given	2
	North East Quadrant	48
	North West Quadrant	53
	South East Quadrant	26
	South West Quadrant	15
B Shift	Mutual Aid Given	2
	North East Quadrant	50
	North West Quadrant	49
	South East Quadrant	28
	South West Quadrant	12
C Shift	Mutual Aid Given	1
	North East Quadrant	48
	North West Quadrant	48
	South East Quadrant	24
	South West Quadrant	17

TOTAL: 423

The totals reflect the # INCIDENTS each STATION was assigned. Only REVIEWED incidents included.



North Ridgeville Fire Department

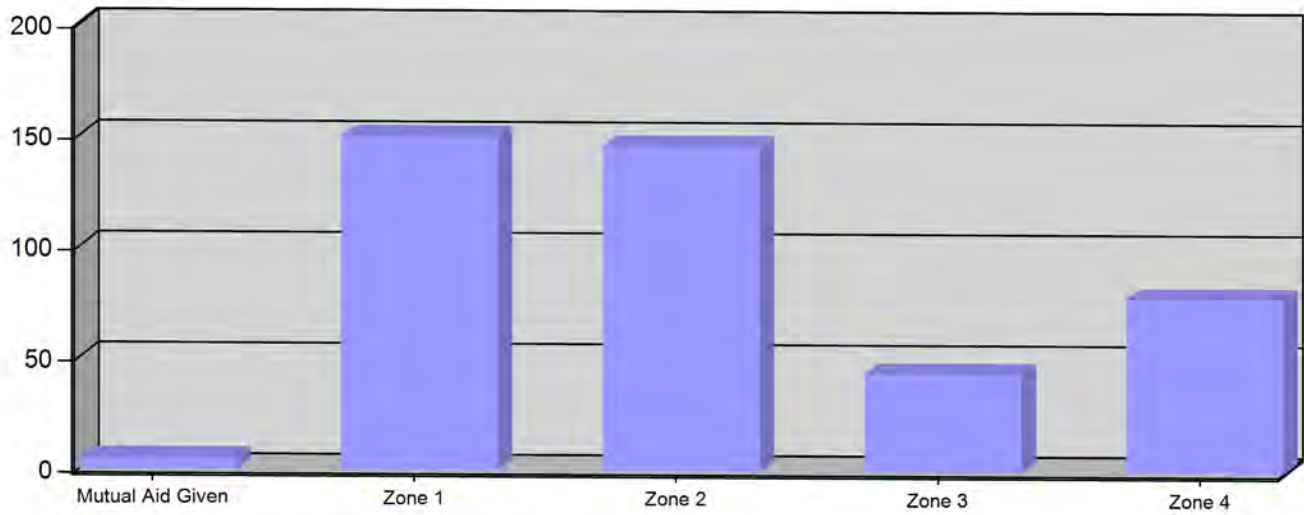
North Ridgeville, OH

This report was generated on 4/2/2024 9:03:24 AM



Incident Count per Zone for Date Range

Start Date: 03/01/2024 | End Date: 03/31/2024



ZONE	# INCIDENTS
Mutual Aid Given - Mutual Aid Given	5
Zone 1 - North West Quadrant	150
Zone 2 - North East Quadrant	146
Zone 3 - South West Quadrant	44
Zone 4 - South East Quadrant	78

TOTAL: 423

Zone information is defined on the Basic Info 3 screen of an incident. Only REVIEWED incidents included. Archived Zones cannot be unarchived.



emergencyreporting.com

Doc Id: 270

Page # 1 of 1

North Ridgeville Fire Department

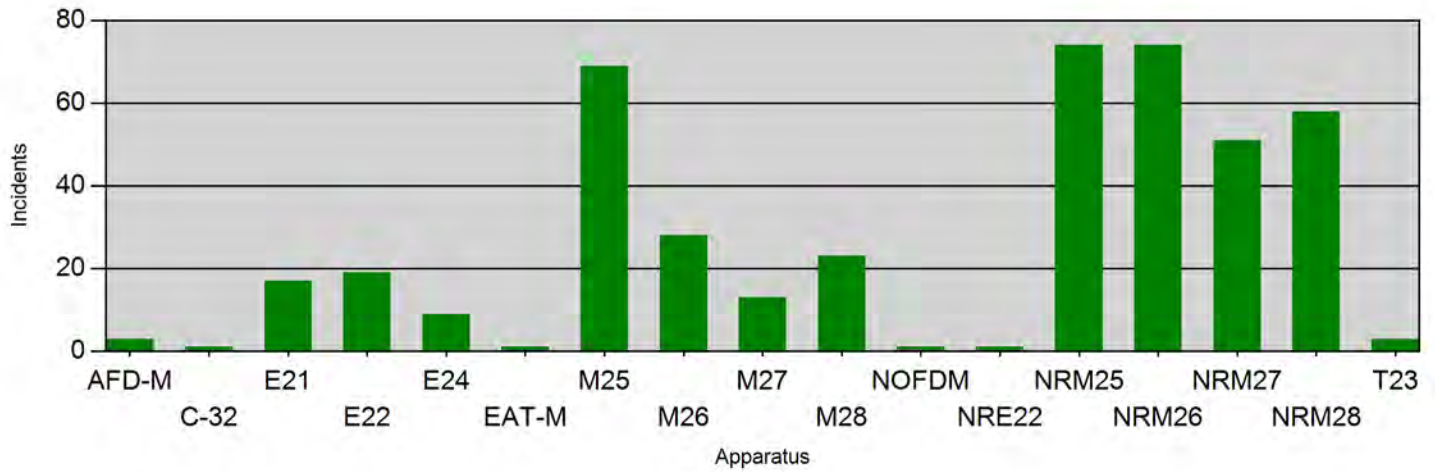
North Ridgeville, OH

This report was generated on 4/2/2024 9:03:59 AM



Incident Count per Apparatus for Date Range

Start Date: 03/01/2024 | End Date: 03/31/2024



APPARATUS	# of INCIDENTS
AFD-M	3
C-32	1
E21	17
E22	19
E24	9
EAT-M	1
M25	69
M26	28
M27	13
M28	23
NOFDM	1
NRE22	1
NRM25	74
NRM26	74
NRM27	51
NRM28	58
T23	3

Cancelled apparatus (per the THIS APPARATUS WAS CANCELLED checkbox on Basic Info 4) not included. Only REVIEWED incidents included.



North Ridgeville Fire Department

North Ridgeville, OH

This report was generated on 4/2/2024 9:04:32 AM



Incidents Per Personnel and Apparatus for Date Range

Start Date: 03/01/2024 | End Date: 03/31/2024

Personnel	AFD-M-AFD Medic	C-32-	E21-Engine 21	E22-Engine 22	E24-Engine 24	M25-Medic 25	M26-Medic 26	M27-Medic 27	M28-	NOFDF-NOFD-Fire	NOFDM-NOFD Medic	NRE22-Engine 22	NRM25-Medic 25	NRM26-Medic 26	NRM27-Medic 27	NRM28-	T23-Truck 23	Totals
Acord, Steven				9		15			2			1	9			5		41
Arriving, First										1								1
Bement, Joshua			3		4		2	4					6	10	12		2	43
Buescher, David			8	1		4	4						1	22				40
Campbell, Kory					2	8		1	6				5		12	3	1	38
Carbone, Mark			8			1	6							22		1		38
Castle, Andy			5				10							18				33
Chase, Gary							21		2					28		2		53
Chrosniak, Jason			2	1	1	11	1	2	1				4	4	11	5		43
Cominsky, Mark			12				6							19				37
Cook, Stephen B					4	1		2	5				1		18	13	1	45
Eberling, Colt			10				4							24				38
Erlenbach, Christopher					1	9		1	5				11		4	15		46
Federan, Christopher				4		28	5		1				8					46
Foster, William			4	3		10	3	2					6	10		1		39
Gradisek, Grant				4	4	15		2	1				6	5	10	1		48
Kattler, Dustin				4	2	11		2	3				7		9	11		49
Kenney, Richard				2	1	9		2	6						4	10		34
Knowlton, Richard				4				4				1	10		3	3	1	26
Logan , Brian				1		3			3				8		4	9	1	29
Mason, Jeremy				3		4	3	2	1				15	3	3	10		44
Mutual Aid, Squad Crew	5										1							6
Pocos, Kevin			2				10							12				24
Roberts, Benjamin			1	2		4		3	1				11		8	1	1	32
Rogers, Daniel					4			5	5						10	9		33
Shear, Alexander					2	1		3	8				1		7	21	1	44
Silvi, Justin				6		26	3		1				2					38
Smith, Luke				2	2	5		2	2				9		8	11	1	42

Incidents Per Personnel and Apparatus for Date Range on reviewed cases



emergencyreporting.com

Doc Id: 1399

Page # 1 of 2

Smith, Michelle					1											1	
Souris, Constantine			4	2	2	19		1				4	36		1	69	
Spaner, Donald								1								1	
Stearns, Korey					6			4				31		11	13	1	66
Strahinic, Kirt				1	3	10		4					23		7	48	
Student, Student					1			4				3		1	3	12	
Tanzilli, Noah				3	6		4	2				26		7	3	1	52
Tolvay, Kerri				1	14		3	3				10		8	2	41	
Torres, Kim				2	1	4		4	4		1	13		3	7	1	40
Trybus, Nathan		1		7	2	15			3			6		5	13	52	
Warner, Chad				7		10		2				20		3	1	43	
Williams, Michael			7		1		10						18	1		37	

Incidents Per Personnel and Apparatus for Date Range on reviewed cases



North Ridgeville Fire Department

North Ridgeville, OH

This report was generated on 4/2/2024 9:05:26 AM



Incident Type Count per Station for Date Range

Start Date: 03/01/2024 | End Date: 03/31/2024

INCIDENT TYPE	# INCIDENTS
Station: 1 - NORTH RIDGEVILLE FD STATION 1	
311 - Medical assist, assist EMS crew	1
321 - EMS call, excluding vehicle accident with injury	264
322 - Motor vehicle accident with injuries	7
411 - Gasoline or other flammable liquid spill	1
412 - Gas leak (natural gas or LPG)	2
444 - Power line down	2
500 - Service Call, other	1
510 - Person in distress, other	1
522 - Water or steam leak	1
550 - Public service assistance, other	2
551 - Assist police or other governmental agency	1
561 - Unauthorized burning	1
600 - Good intent call, other	1
611 - Dispatched & cancelled en route	7
622 - No incident found on arrival at dispatch address	1
631 - Authorized controlled burning	2
651 - Smoke scare, odor of smoke	4
733 - Smoke detector activation due to malfunction	1
734 - Heat detector activation due to malfunction	1
740 - Unintentional transmission of alarm, other	2

Incidents for 1 - North Ridgeville FD Station 1: 303

Station: 2 - NORTH RIDGEVILLE FD STATION 2	
143 - Grass fire	1
321 - EMS call, excluding vehicle accident with injury	93
322 - Motor vehicle accident with injuries	4
324 - Motor vehicle accident with no injuries.	1
412 - Gas leak (natural gas or LPG)	2
424 - Carbon monoxide incident	1
444 - Power line down	2
550 - Public service assistance, other	1
551 - Assist police or other governmental agency	1
611 - Dispatched & cancelled en route	3
622 - No incident found on arrival at dispatch address	4
736 - CO detector activation due to malfunction	3
740 - Unintentional transmission of alarm, other	1

Only REVIEWED incidents included.



INCIDENT TYPE	# INCIDENTS
743 - Smoke detector activation, no fire - unintentional	1
900 - Special type of incident, other	1
# Incidents for 2 - North Ridgeville FD Station 2:	119

Station: AFD - AVON FIRE DEPARTMENT	
321 - EMS call, excluding vehicle accident with injury	1
# Incidents for AFD - Avon Fire Department:	1

Only REVIEWED incidents included.



North Ridgeville Fire Department

North Ridgeville, OH

This report was generated on 4/2/2024 9:06:06 AM



Average Response Time for Agency for Date Range

Start Date: 03/01/2024 | End Date: 03/31/2024

AGENCY	AVERAGE RESPONSE TIME MM:SS (Dispatch to Arrived)
North Ridgeville Fire Department	6:28

Only REVIEWED incidents included



North Ridgeville Fire Department

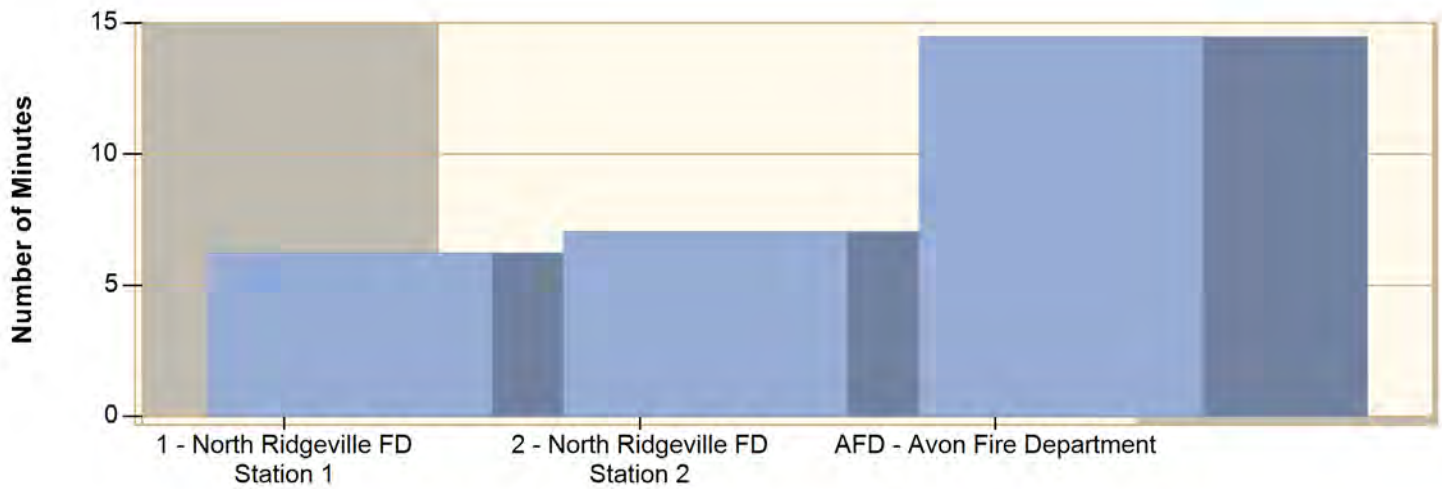
North Ridgeville, OH

This report was generated on 4/2/2024 9:06:56 AM



Average Response Time per Station for Date Range

Start Date: 03/01/2024 | End Date: 03/31/2024



STATION	AVERAGE RESPONSE MM:SS (Dispatch to Arrived)
1 - North Ridgeville FD Station 1	6:13
2 - North Ridgeville FD Station 2	7:02
AFD - Avon Fire Department	14:28

AVERAGE RESPONSE TIME calculated from the average time difference between DISPATCH and ARRIVED times on Basic Info 4. Only REVIEWED incidents included.



emergencyreporting.com

Doc Id: 56

Page # 1 of 1

North Ridgeville Fire Department

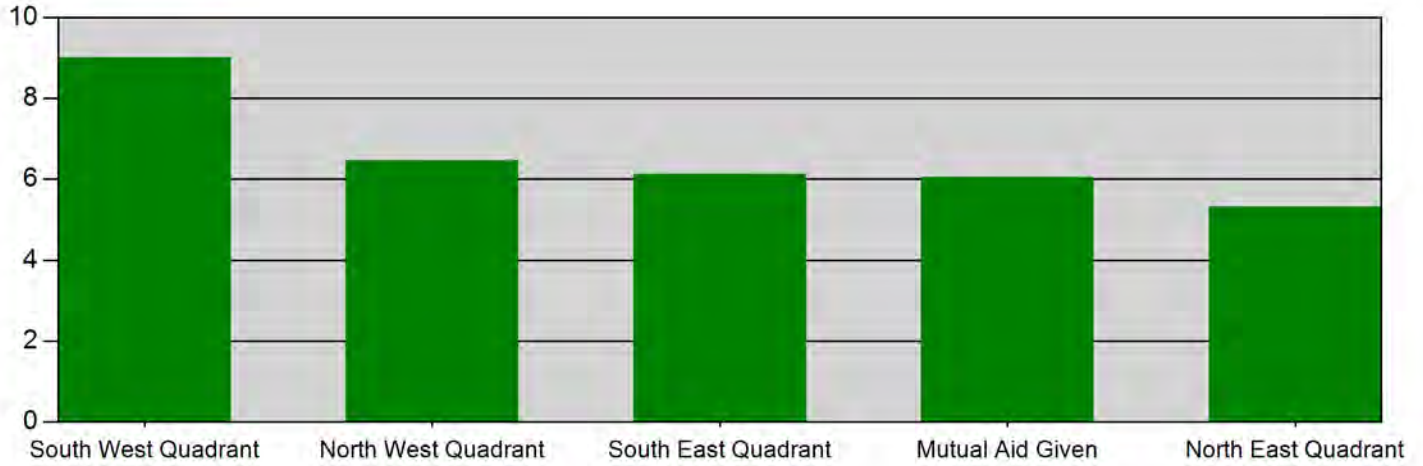
North Ridgeville, OH

This report was generated on 4/2/2024 9:07:50 AM



Average Response Time per Zone for Date Range

Start Date: 03/01/2024 | End Date: 03/31/2024



Zone	AVERAGE RESPONSE TIME in minutes (Dispatch to Arrived)
Zone 3 - South West Quadrant	9:01
Zone 1 - North West Quadrant	6:47
Zone 4 - South East Quadrant	6:13
Mutual Aid Given - Mutual Aid Given	6:05
Zone 2 - North East Quadrant	5:32

Only REVIEWED incidents included



North Ridgeville Fire Department

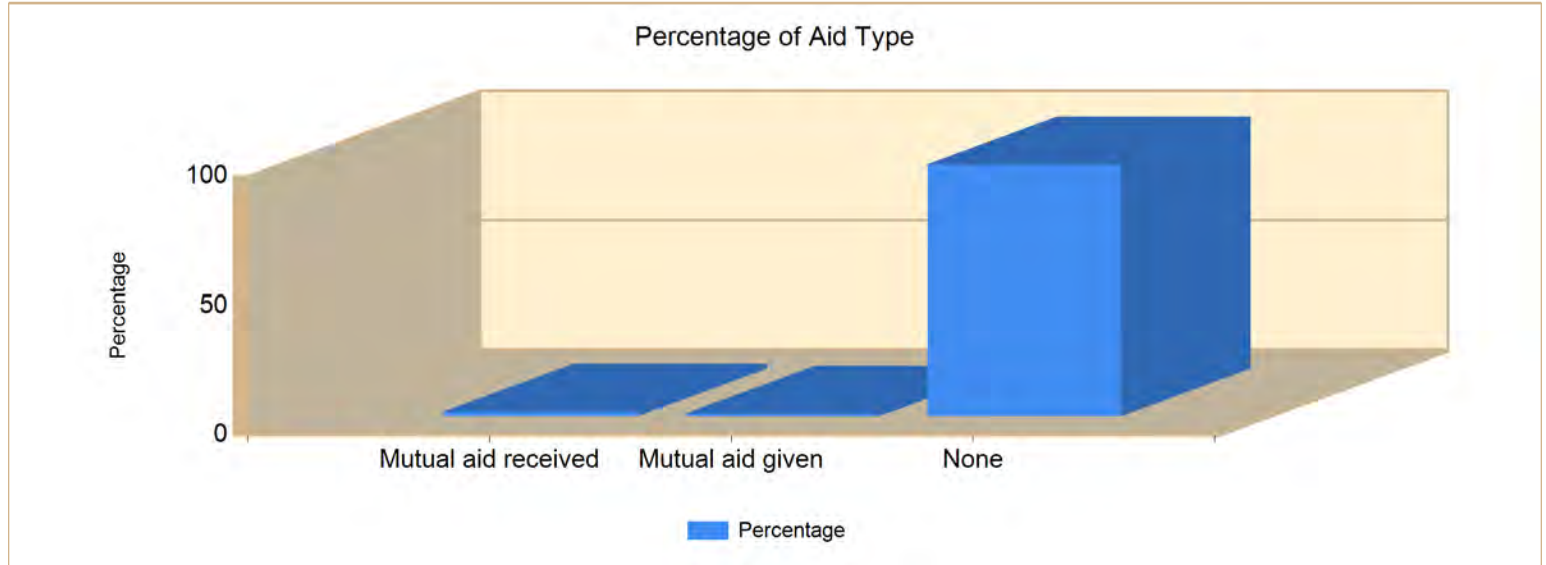
North Ridgeville, OH

This report was generated on 4/2/2024 9:08:46 AM



Count of Aid Given and Received for Incidents for Date Range

Start Date: 03/01/2024 | End Date: 03/31/2024



AID TYPE	TOTAL	% of TOTAL
Mutual aid received	7	1.7%
Mutual aid given	4	0.9%
None	412	97.4%

Only REVIEWED incidents included



North Ridgeville Fire Department

North Ridgeville, OH

This report was generated on 4/2/2024 9:09:28 AM



Count of Overlapping Incidents for Station for Date Range

Station: All Stations | Start Date: 03/01/2024 | End Date: 03/31/2024

# OVERLAPPING	% OVERLAPPING	TOTAL
136	32.15	423

OVERLAPPING INCIDENT DETAILS				
ALARM	CLEAR/CANCEL	INCIDENT #	INCIDENT TYPE	ZONE
3/1/2024				
3/1/2024 7:19:52 AM	3/1/2024 7:45:33 AM	2024-964	321	North East Quadrant
3/1/2024 7:21:14 AM	3/1/2024 7:37:02 AM	2024-965	522	North East Quadrant
3/1/2024 7:38:32 AM	3/1/2024 7:42:00 AM	2024-966	611	North West Quadrant
3/1/2024 3:55:09 PM	3/1/2024 4:13:01 PM	2024-972	736	South West Quadrant
3/1/2024 3:58:55 PM	3/1/2024 4:12:05 PM	2024-973	321	North East Quadrant
3/1/2024 4:04:22 PM	3/1/2024 4:24:58 PM	2024-974	321	North West Quadrant
3/1/2024 6:34:31 PM	3/1/2024 6:57:06 PM	2024-975	321	North West Quadrant
3/1/2024 6:54:29 PM	3/1/2024 7:20:07 PM	2024-976	321	North West Quadrant
3/1/2024 7:20:06 PM	3/1/2024 9:00:35 PM	2024-977	444	North East Quadrant
3/1/2024 8:52:37 PM	3/1/2024 9:13:30 PM	2024-978	321	North East Quadrant
3/1/2024 9:08:16 PM	3/1/2024 9:12:15 PM	2024-979	611	North East Quadrant
3/2/2024				
3/2/2024 2:07:32 PM	3/2/2024 2:16:31 PM	2024-986	740	North West Quadrant
3/2/2024 2:14:50 PM	3/2/2024 2:27:13 PM	2024-987	631	North East Quadrant
3/2/2024 2:48:41 PM	3/2/2024 3:12:12 PM	2024-988	321	North East Quadrant
3/2/2024 2:53:37 PM	3/2/2024 3:08:32 PM	2024-989	321	North West Quadrant
3/2/2024 7:15:46 PM	3/2/2024 9:34:59 PM	2024-990	412	South West Quadrant
3/2/2024 7:32:35 PM	3/2/2024 8:08:00 PM	2024-991	321	South East Quadrant
3/2/2024 8:14:28 PM	3/2/2024 8:32:52 PM	2024-992	321	North East Quadrant
3/2/2024 8:27:22 PM	3/2/2024 8:46:22 PM	2024-993	321	South West Quadrant
3/2/2024 10:09:54 PM	3/2/2024 10:33:51 PM	2024-994	424	South West Quadrant
3/2/2024 10:17:45 PM	3/2/2024 10:43:15 PM	2024-995	321	South East Quadrant
3/3/2024				
3/3/2024 12:35:02 PM	3/3/2024 12:56:39 PM	2024-1002	321	South East Quadrant
3/3/2024 12:45:56 PM	3/3/2024 1:06:23 PM	2024-1003	322	North East Quadrant
3/3/2024 7:11:17 PM	3/3/2024 7:31:02 PM	2024-1007	561	North West Quadrant
3/3/2024 7:15:55 PM	3/3/2024 7:36:55 PM	2024-1008	321	North West Quadrant
3/3/2024 9:02:59 PM	3/3/2024 9:24:11 PM	2024-1009	321	South East Quadrant
3/3/2024 9:06:59 PM	3/3/2024 9:28:55 PM	2024-1010	321	North West Quadrant
3/3/2024 9:10:01 PM	3/3/2024 9:36:02 PM	2024-1011	321	North West Quadrant
3/3/2024 10:31:21 AM	3/3/2024 10:55:49 AM	2024-998	321	North East Quadrant
3/3/2024 10:33:20 AM	3/3/2024 10:43:04 AM	2024-999	444	North East Quadrant

Percentage of incidents overlapping from total incidents in date range for specified station. Compared incident time range as either Alarm to Cancel or Alarm to Clear for incidents that have either Cancel or Clear time recorded. Reviewed calls only. Group by date. Displays date, incident number, incident type (numeric only), zone, and station.



OVERLAPPING INCIDENT DETAILS

ALARM	CLEAR/CANCEL	INCIDENT #	INCIDENT TYPE	ZONE
3/4/2024				
3/4/2024 9:48:03 PM	3/4/2024 10:05:13 PM	2024-1023	143	South East Quadrant
3/4/2024 10:02:20 PM	3/4/2024 10:21:58 PM	2024-1024	321	South East Quadrant
3/5/2024				
3/5/2024 3:10:55 PM	3/5/2024 3:27:27 PM	2024-1030	321	South East Quadrant
3/5/2024 3:13:25 PM	3/5/2024 3:33:38 PM	2024-1031	321	North East Quadrant
3/5/2024 3:23:02 PM	3/5/2024 3:40:11 PM	2024-1032	321	North West Quadrant
3/5/2024 3:50:01 PM	3/5/2024 4:20:00 PM	2024-1033	321	North West Quadrant
3/5/2024 4:06:38 PM	3/5/2024 4:14:27 PM	2024-1034	322	South East Quadrant
3/5/2024 9:05:30 PM	3/5/2024 9:34:29 PM	2024-1037	321	North West Quadrant
3/5/2024 9:14:11 PM	3/5/2024 9:25:00 PM	2024-1038	600	North East Quadrant
3/5/2024 9:20:24 PM	3/5/2024 9:43:50 PM	2024-1039	321	North East Quadrant
3/6/2024				
3/6/2024 10:32:51 AM	3/6/2024 10:47:28 AM	2024-1046	321	Mutual Aid Given
3/6/2024 10:38:47 AM	3/6/2024 10:58:42 AM	2024-1047	321	North West Quadrant
3/6/2024 7:02:21 PM	3/6/2024 7:15:54 PM	2024-1053	321	North East Quadrant
3/6/2024 7:11:05 PM	3/6/2024 7:30:16 PM	2024-1054	321	North East Quadrant
3/6/2024 7:12:37 PM	3/6/2024 7:26:29 PM	2024-1055	900	North East Quadrant
3/6/2024 9:31:14 PM	3/6/2024 9:57:08 PM	2024-1057	321	North West Quadrant
3/6/2024 9:53:51 PM	3/6/2024 10:08:52 PM	2024-1058	321	South East Quadrant
3/7/2024				
3/7/2024 12:49:34 PM	3/7/2024 12:57:50 PM	2024-1064	321	North West Quadrant
3/7/2024 12:57:02 PM	3/7/2024 1:10:13 PM	2024-1065	622	South East Quadrant
3/7/2024 4:22:26 PM	3/7/2024 4:48:01 PM	2024-1068	321	North East Quadrant
3/7/2024 4:30:54 PM	3/7/2024 4:49:45 PM	2024-1069	321	North East Quadrant
3/7/2024 6:53:42 PM	3/7/2024 7:18:42 PM	2024-1071	321	North East Quadrant
3/7/2024 7:16:50 PM	3/7/2024 7:32:06 PM	2024-1072	321	North East Quadrant
3/7/2024 7:20:51 PM	3/7/2024 7:37:41 PM	2024-1073	321	North East Quadrant
3/8/2024				
3/8/2024 6:32:29 AM	3/8/2024 6:52:55 AM	2024-1075	321	North West Quadrant
3/8/2024 6:48:30 AM	3/8/2024 7:24:31 AM	2024-1076	321	North West Quadrant
3/8/2024 12:30:10 PM	3/8/2024 12:57:35 PM	2024-1078	321	South East Quadrant
3/8/2024 12:54:59 PM	3/8/2024 1:40:39 PM	2024-1079	322	North East Quadrant
3/8/2024 3:18:35 PM	3/8/2024 3:42:27 PM	2024-1081	321	North West Quadrant
3/8/2024 3:38:49 PM	3/8/2024 4:02:07 PM	2024-1082	321	North West Quadrant
3/8/2024 3:57:54 PM	3/8/2024 4:14:36 PM	2024-1083	321	South West Quadrant
3/8/2024 4:01:05 PM	3/8/2024 4:34:00 PM	2024-1084	321	South West Quadrant
3/8/2024 11:08:21 PM	3/8/2024 11:28:44 PM	2024-1088	321	North West Quadrant
3/8/2024 11:10:47 PM	3/8/2024 11:41:42 PM	2024-1089	321	South East Quadrant
3/9/2024				
3/9/2024 11:09:22 AM	3/9/2024 12:23:29 PM	2024-1096	444	South East Quadrant
3/9/2024 12:15:45 PM	3/9/2024 12:34:06 PM	2024-1097	321	North East Quadrant

Percentage of incidents overlapping from total incidents in date range for specified station. Compared incident time range as either Alarm to Cancel or Alarm to Clear for incidents that have either Cancel or Clear time recorded. Reviewed calls only. Group by date. Displays date, incident number, incident type (numeric only), zone, and station.



OVERLAPPING INCIDENT DETAILS

ALARM	CLEAR/CANCEL	INCIDENT #	INCIDENT TYPE	ZONE
3/11/2024				
3/11/2024 12:43:51 PM	3/11/2024 1:04:32 PM	2024-1112	412	North West Quadrant
3/11/2024 1:01:40 PM	3/11/2024 1:25:10 PM	2024-1113	321	South East Quadrant
3/11/2024 2:03:11 PM	3/11/2024 2:18:16 PM	2024-1114	321	North East Quadrant
3/11/2024 2:04:02 PM	3/11/2024 2:16:49 PM	2024-1115	321	North East Quadrant
3/11/2024 2:07:45 PM	3/11/2024 2:26:37 PM	2024-1116	321	North East Quadrant
3/12/2024				
3/12/2024 8:05:10 AM	3/12/2024 8:22:30 AM	2024-1124	321	North East Quadrant
3/12/2024 8:10:14 AM	3/12/2024 8:27:19 AM	2024-1125	321	North East Quadrant
3/12/2024 6:13:30 PM	3/12/2024 6:38:23 PM	2024-1133	321	North West Quadrant
3/12/2024 6:24:35 PM	3/12/2024 6:28:00 PM	2024-1134	611	North West Quadrant
3/13/2024				
3/13/2024 10:55:50 AM	3/13/2024 11:12:00 AM	2024-1143	321	North East Quadrant
3/13/2024 11:00:13 AM	3/13/2024 11:08:55 AM	2024-1144	611	South East Quadrant
3/13/2024 12:58:57 PM	3/13/2024 1:17:17 PM	2024-1146	321	North East Quadrant
3/13/2024 1:03:23 PM	3/13/2024 1:21:02 PM	2024-1147	321	North East Quadrant
3/14/2024				
3/14/2024 11:00:19 AM	3/14/2024 11:14:13 AM	2024-1157	651	North West Quadrant
3/14/2024 11:08:51 AM	3/14/2024 11:24:10 AM	2024-1158	321	North East Quadrant
3/14/2024 11:15:19 AM	3/14/2024 11:35:29 AM	2024-1159	321	North West Quadrant
3/14/2024 7:05:54 PM	3/14/2024 7:25:04 PM	2024-1165	321	South East Quadrant
3/14/2024 7:18:41 PM	3/14/2024 7:42:46 PM	2024-1166	321	South West Quadrant
3/17/2024				
3/17/2024 2:58:45 AM	3/17/2024 3:14:38 AM	2024-1190	321	North East Quadrant
3/17/2024 3:01:34 AM	3/17/2024 3:17:34 AM	2024-1191	321	South East Quadrant
3/17/2024 5:24:51 AM	3/17/2024 7:08:54 AM	2024-1193	321	North East Quadrant
3/17/2024 6:54:21 AM	3/17/2024 7:21:20 AM	2024-1194	321	South East Quadrant
3/17/2024 9:16:31 PM	3/17/2024 10:25:00 PM	2024-1199	321	North West Quadrant
3/17/2024 9:46:53 PM	3/17/2024 10:11:38 PM	2024-1200	321	North West Quadrant
3/18/2024				
3/18/2024 12:50:38 AM	3/18/2024 1:12:45 AM	2024-1202	321	South West Quadrant
3/18/2024 12:59:10 AM	3/18/2024 1:23:51 AM	2024-1203	321	South East Quadrant
3/18/2024 12:16:31 PM	3/18/2024 12:50:24 PM	2024-1208	322	North East Quadrant
3/18/2024 12:21:18 PM	3/18/2024 12:48:49 PM	2024-1209	322	South East Quadrant
3/18/2024 8:01:33 PM	3/18/2024 8:24:30 PM	2024-1212	321	North West Quadrant
3/18/2024 8:07:14 PM	3/18/2024 8:28:15 PM	2024-1213	321	North West Quadrant
3/18/2024 8:19:58 PM	3/18/2024 8:46:32 PM	2024-1214	321	South West Quadrant
3/18/2024 8:22:16 PM	3/18/2024 8:40:17 PM	2024-1215	611	North West Quadrant
3/20/2024				
3/20/2024 6:24:05 AM	3/20/2024 6:47:22 AM	2024-1227	322	South West Quadrant
3/20/2024 6:41:59 AM	3/20/2024 7:10:05 AM	2024-1228	321	North West Quadrant
3/20/2024 7:17:37 AM	3/20/2024 7:31:11 AM	2024-1229	321	North East Quadrant

Percentage of incidents overlapping from total incidents in date range for specified station. Compared incident time range as either Alarm to Cancel or Alarm to Clear for incidents that have either Cancel or Clear time recorded. Reviewed calls only. Group by date. Displays date, incident number, incident type (numeric only), zone, and station.



OVERLAPPING INCIDENT DETAILS

ALARM	CLEAR/CANCEL	INCIDENT #	INCIDENT TYPE	ZONE
3/20/2024 7:25:04 AM	3/20/2024 7:47:05 AM	2024-1230	321	North West Quadrant
3/22/2024				
3/22/2024 1:15:07 PM	3/22/2024 1:35:22 PM	2024-1257	321	North West Quadrant
3/22/2024 1:35:22 PM	3/22/2024 1:58:01 PM	2024-1258	321	North West Quadrant
3/22/2024 1:56:12 PM	3/22/2024 2:20:46 PM	2024-1259	321	South East Quadrant
3/23/2024				
3/23/2024 11:44:10 AM	3/23/2024 12:12:14 PM	2024-1268	321	North West Quadrant
3/23/2024 11:59:00 AM	3/23/2024 12:14:15 PM	2024-1269	321	North East Quadrant
3/23/2024 5:42:57 PM	3/23/2024 5:58:01 PM	2024-1270	321	North West Quadrant
3/23/2024 5:54:56 PM	3/23/2024 6:20:55 PM	2024-1271	321	North West Quadrant
3/23/2024 6:14:19 PM	3/23/2024 6:27:07 PM	2024-1272	321	North West Quadrant
3/24/2024				
3/24/2024 7:03:33 PM	3/24/2024 7:13:19 PM	2024-1280	321	North West Quadrant
3/24/2024 7:12:57 PM	3/24/2024 7:32:03 PM	2024-1281	321	North West Quadrant
3/24/2024 7:36:38 PM	3/24/2024 7:41:42 PM	2024-1282	611	North West Quadrant
3/24/2024 7:41:13 PM	3/24/2024 8:09:54 PM	2024-1283	321	North East Quadrant
3/25/2024				
3/25/2024 10:23:13 AM	3/25/2024 10:42:20 AM	2024-1289	321	North East Quadrant
3/25/2024 10:28:17 AM	3/25/2024 10:54:13 AM	2024-1290	321	North East Quadrant
3/25/2024 10:53:17 AM	3/25/2024 11:13:43 AM	2024-1291	321	North West Quadrant
3/25/2024 10:54:03 AM	3/25/2024 11:13:40 AM	2024-1292	321	North East Quadrant
3/25/2024 2:14:41 PM	3/25/2024 2:42:53 PM	2024-1294	321	South East Quadrant
3/25/2024 2:27:11 PM	3/25/2024 2:41:44 PM	2024-1295	321	South West Quadrant
3/26/2024				
3/26/2024 3:23:29 AM	3/26/2024 3:38:49 AM	2024-1303	321	South East Quadrant
3/26/2024 3:23:56 AM	3/26/2024 3:39:07 AM	2024-1304	321	North East Quadrant
3/26/2024 7:29:50 AM	3/26/2024 7:50:10 AM	2024-1305	321	South West Quadrant
3/26/2024 7:47:49 AM	3/26/2024 8:03:12 AM	2024-1306	321	South East Quadrant
3/26/2024 6:31:38 PM	3/26/2024 6:47:03 PM	2024-1316	321	North West Quadrant
3/26/2024 6:32:34 PM	3/26/2024 7:01:09 PM	2024-1317	321	North West Quadrant
3/27/2024				
3/27/2024 10:14:14 AM	3/27/2024 10:35:11 AM	2024-1327	321	North West Quadrant
3/27/2024 10:12:47 AM	3/27/2024 10:29:41 AM	2024-1328	321	South West Quadrant
3/27/2024 5:07:13 PM	3/27/2024 5:27:00 PM	2024-1334	321	South West Quadrant
3/27/2024 5:12:31 PM	3/27/2024 5:32:31 PM	2024-1335	321	South West Quadrant
3/28/2024				
3/28/2024 3:54:14 PM	3/28/2024 4:10:02 PM	2024-1347	321	North East Quadrant
3/28/2024 4:04:40 PM	3/28/2024 4:20:38 PM	2024-1348	622	South West Quadrant
3/29/2024				
3/29/2024 1:11:29 PM	3/29/2024 1:31:29 PM	2024-1359	321	North East Quadrant
3/29/2024 1:20:53 PM	3/29/2024 1:45:20 PM	2024-1360	321	North East Quadrant

Percentage of incidents overlapping from total incidents in date range for specified station. Compared incident time range as either Alarm to Cancel or Alarm to Clear for incidents that have either Cancel or Clear time recorded. Reviewed calls only. Group by date. Displays date, incident number, incident type (numeric only), zone, and station.



OVERLAPPING INCIDENT DETAILS

ALARM	CLEAR/CANCEL	INCIDENT #	INCIDENT TYPE	ZONE
3/31/2024				
3/31/2024 6:33:54 AM	3/31/2024 7:06:18 AM	2024-1381	321	North West Quadrant
3/31/2024 6:56:53 AM	3/31/2024 7:16:31 AM	2024-1382	321	North West Quadrant

Percentage of incidents overlapping from total incidents in date range for specified station. Compared incident time range as either Alarm to Cancel or Alarm to Clear for incidents that have either Cancel or Clear time recorded. Reviewed calls only. Group by date. Displays date, incident number, incident type (numeric only), zone, and station.



North Ridgeville Fire Department

North Ridgeville, OH

This report was generated on 4/2/2024 9:10:06 AM



Property Values versus Loss and Save per Incident for Date Range

Start Date: 03/01/2024 | End Date: 03/31/2024

INCIDENT #	PRE-INCIDENT VALUE	LOSSES	SAVED
Totals:			\$0.00

Both the PRE-INCIDENT VALUE and LOSSES columns are the summation of the respective Property and Contents fields as recorded on the Basic Info 5 screen of an incident. Only REVIEWED incidents included. EMS incidents excluded.





EMERGENCY MEDICAL SERVICES DATA





Agency Activity Summary

UH - North Ridgeville Fire Dept

Agency: UH - North Ridgeville Fire Dept | Service Date: From 03/01/2024 Through 03/31/2024

Total Number of ePCRs: 367

Total Number of Incidents: 363

By Branch

01 Station 1 = 271

02 Station 2 = 96

Billing Disposition (ePCR Data Only)

	#	%		#	%
Treated/Transported	296	80.7%	Dead Prior To Arrival	4	1.1%
Treated / Transferred Care	N/A	N/A	Dead After Arrival	N/A	N/A
Treated/No Transport (AMA)	28	7.6%	Treat/Transported by Private Veh.	N/A	N/A
Treated / No Transport (Per Protocol)	13	3.5%	Assist	4	1.1%
Transported / Refused Care	1	0.3%	Other	4	1.1%
No Transport / Refused Care	15	4.1%	No Patient Found	1	0.3%
Cancelled	1	0.3%			
Left Blank	N/A	N/A			

Unit Disposition (ePCR Data Only)

Description	#	%
Cancelled Prior to Arrival at Scene	1	0.3%
No Patient Found	1	0.3%
Non-Patient Incident (Not Otherwise Listed)	4	1.1%
Patient Contact Made	361	98.4%
Left Blank	0	0.0%
Total	367	100.0%

Patient Evaluation/Care Disposition (ePCR Data Only)

Description	#	%
Not Applicable	6	1.6%
Patient Evaluated and Care Provided	337	91.8%
Patient Evaluated, No Care Required	8	2.2%
Patient Refused Evaluation/Care	16	4.4%
Left Blank	0	0.0%
Total	367	100.0%

Crew Disposition (ePCR Data Only)

Description	#	%
Back in Service, Care/Support Services Refused	16	4.4%
Back in Service, No Care/Support Services Required	13	3.5%
Incident Support Services Provided (Including Standby)	1	0.3%
Initiated and Continued Primary Care	337	91.8%
Left Blank	0	0.0%
Total	367	100.0%

Transport Disposition (ePCR Data Only)

Description	#	%
No Transport	35	9.5%
Not Applicable	6	1.6%
Patient Refused Transport	28	7.6%
Transport by This EMS Unit (This Crew Only)	298	81.2%
Left Blank	0	0.0%
Total	367	100.0%

Run Type	#	%		#	%
Emergency Runs	367	100.0%	Non-Emergency Runs	N/A	N/A
Stand By	N/A	N/A	Stand By	N/A	N/A
Mutual Aid	2	0.5%	Mutual Aid	N/A	N/A
Interfacility	N/A	N/A	Interfacility	N/A	N/A
Intercept	1	0.3%	Intercept	N/A	N/A
Emergency Runs (Scheduled)	N/A	N/A	Non-Emergency Runs (Scheduled)	N/A	N/A
Stand By	N/A	N/A	Stand By	N/A	N/A
Mutual Aid	N/A	N/A	Mutual Aid	N/A	N/A
Interfacility	N/A	N/A	Interfacility	N/A	N/A
Intercept	N/A	N/A	Intercept	N/A	N/A

Emergency Type Left Blank: 0

Runs by Unit (ePCR Data Only)

Unit	Total Runs	Treat/Transp	Treat/Transfer	Treat/No Transp(AMA)	Treat/No Transp(PP)	Transp/Ref. Care	Cancelled	Dead Prior Arr	Dead After Arr	T/T Priv Veh	No Trans/Ref. Care	Assist	Other	No Pat. Found
NRE22	1	0	0	0	1	0	0	0	0	0	0	0	0	0
NRM25	134	101	0	16	6	0	0	2	0	0	8	1	0	0
NRM26	96	79	0	4	5	0	1	0	0	0	2	1	4	0
NRM27	61	50	0	4	1	1	0	1	0	0	3	1	0	0
NRM28	75	66	0	4	0	0	0	1	0	0	2	1	0	1
Total	367	296	0	28	13	1	1	4	0	0	15	4	4	1

Runs by Service Level (ePCR Data Only)

Dispatched Service Level	#	%	Recommended Service Level	#	%
BLS	367	100.0%	BLS	104	28.3%
ALS	N/A	N/A	ALS1	260	70.8%
SCT	N/A	N/A	ALS2	3	0.8%
			SCT	N/A	N/A
			Rotary Wing	N/A	N/A
			Fixed Wing	N/A	N/A

Runs by Insurance Type with Service Level (ePCR Data Only) (Multiple

insurance types may have been marked on a run)

Type	BLS	%	ALS1	%	ALS2	%	SCT	%Rotary Wing	%Fixed Wing	%	Total	%
None	104	28.3%	260	70.8%	3	0.8%	N/A	N/A	N/A	N/A	367	100.0%

Runs by Primary PI (ePCR Data Only)

Description	#	%
ABNORMAL LABS	5	1.4%
ALCOHOL ABUSE WITH INTOXICATION	2	0.5%
Abdominal Pain	9	2.5%
Allergic Reaction	4	1.1%
Alt. Level Conscious	17	4.6%
Anxiety	3	0.8%
Asthma Symptoms	1	0.3%
Back Pain (No Trauma)	5	1.4%
Behavioral Disorder	5	1.4%
CVA/Stroke	8	2.2%
Cardiac Arrest	4	1.1%
Cardiac Symptoms	3	0.8%
Chest Pain	27	7.4%
Cough W/Blood	1	0.3%
Depression (acute)	1	0.3%
Diabetic Symptoms	3	0.8%
Dizziness	9	2.5%
Dyspnea-SOB	31	8.4%
Elevated Temp/Fever	2	0.5%

FREQUENT FALLS	17	4.6%
Flu Symptoms	8	2.2%
GI -Bleed	5	1.4%
GI -Diarrhea	1	0.3%
HYPOTENSION	6	1.6%
Headache (no trauma)	5	1.4%
Hemorrhage-(severe medical)	1	0.3%
Hypertension	7	1.9%
MEDICAL DEVICE FAILURE	6	1.6%
MINOR / GENERAL INJURY	20	5.4%
Monitoring Required	16	4.4%
NON-TRAUMATIC LEG PAIN	4	1.1%
Nausea	2	0.5%
No Medical Problem	13	3.5%
Nose Bleed	2	0.5%
OB/Gyn	1	0.3%
OD - SUSPECTED OPIOID	1	0.3%
OVERDOSE - ACCIDENTAL		
OD - SUSPECTED OVERDOSE -	1	0.3%
OTHER NARCOTICS		
Pneumonia Symptoms	1	0.3%
Post-Op Complication	2	0.5%
Psychiatric Emerg.	6	1.6%
SUICIDE ATTEMPT	1	0.3%
Seizure	10	2.7%
Syncope/Fainting	8	2.2%
Trauma Injury	12	3.3%
Unconscious	1	0.3%
Unknown Medical	2	0.5%
Urinary Bleeding	1	0.3%
Urination Problem	4	1.1%
Vomiting	4	1.1%
Vomiting Blood	3	0.8%
Weakness	37	10.1%
<i>Left Blank</i>	19	5.2%
<i>Total</i>	367	100.0%

Runs by Dispatch (EMD) Code

<u>Description</u>	<u>#</u>	<u>%</u>
01A01 Abdominal Pain	9	2.5%
02B01 Allergies/Envenomations	4	1.1%
04B03 Assault/Sexual Assault	1	0.3%
05A01 Back Pain (Non-traumatic)	4	1.1%
06E01 Breathing Problems	36	9.8%
09E02 Cardiac or Respiratory Arrest/Death	7	1.9%
10D01 Chest Pain/ Chest Discomfort	31	8.4%
11E01 Choking	2	0.5%
12C01 Convulsions/Seizures	9	2.5%
13C02 Diabetic Problems	6	1.6%
17B03 Falls	60	16.3%
18B01 Headache	2	0.5%
21B01 Hemorrhage/Laceration	7	1.9%
23C07 Overdose/Poisoning	3	0.8%
24B02 Pregnancy/Childbirth/Miscarriage	1	0.3%
25B06 Psychiatric/Abnormal Behavior/Suicide Attempt	13	3.5%
26B01 Sick Person (Specific Diagnosis)	106	28.9%
28C12 Stroke (CVA/TIA)	12	3.3%
29B05 Traffic/Transportation Incident	11	3.0%
30B01 Traumatic Injuries	8	2.2%
31C01 Unconscious/Fainting	8	2.2%
32B01 Unknown Problem	16	4.4%
32B02 Medical Alarm	1	0.3%
37A01 Other / Public Assist	10	2.7%
<i>Left Blank</i>	0	0.0%
<hr/> <i>Total</i>	<hr/> 367	<hr/> 100.0%

Transport From (Category)

	<u>#</u>	<u>%</u>
Home/Residence	216	58.9%
Site of Transfer	2	0.5%
Facility	3	0.8%
Public Building	6	1.6%
Street/Hwy	13	3.5%
Industrial Place	1	0.3%
Other	9	2.5%
Jail	1	0.3%
Unspecified	1	0.3%
Home/Residence - Single-Family House	16	4.4%
Home/Residence - Mobile Home	2	0.5%
Home/Residence - Apartment	13	3.5%
Res. Custodial Facility - Nursing Home	64	17.4%
Educational Ins. - Daycare Center	1	0.3%
Street/Hwy - Other Paved Roadways	1	0.3%
Private Commercial Establishment	6	1.6%
Facility - Health Care Provider Office	9	2.5%
Facility - Other Ambulatory Health Services	1	0.3%
Industrial Place - Factory	1	0.3%
Facility - Urgent Care	1	0.3%
<i>Total</i>	367	100.0%

Transport From (Facility) (ePCR Data Only)

	<u>#</u>	<u>%</u>
--Left Blank--	367	100.0%
<i>Total</i>	367	100.0%

Transport To (Destination Facility) (ePCR Data Only)

	<u>#</u>	<u>%</u>
UH - ST JOHN MEDICAL CENTER	160	43.6%
Avon Richard E. Jacobs Health Center	69	18.8%
--Left Blank--	69	18.8%
UH - ELYRIA MEDICAL CENTER	59	16.1%
CCF - Fairview	6	1.6%
Southwest General Health Center	3	0.8%
CCF - MAIN CAMPUS	1	0.3%
<i>Total</i>	367	100.0%



FIRE PREVENTION INSPECTION REPORT



North Ridgeville Fire Department

North Ridgeville, OH

This report was generated on 4/2/2024 9:11:34 AM



Completed Inspections per Zone for Date Range

Start Date: 03/01/2024 | End Date: 03/31/2024

ZONE	ID	OCCUPANCY	ADDRESS	INSPECTED
Zone 1- NW - Zone 1- North West Quadrant				
		Riddell	7501 Performance Lane LN	03/01/2024
		Lorain County Public Library-North Ridgeville Branch	35700 Bainbridge RD	03/04/2024
		Dayton Freight	38686 Taylor PKY	03/05/2024
		Lorain County Public Library-North Ridgeville Branch	35700 Bainbridge RD	03/11/2024
		Medina Supply	7725 Race RD	03/11/2024
		Fire Core Performance Products	7630 Race RD	03/11/2024
	7585 Race F G H	Gilles Property Management	7585 Race RD	03/11/2024
	7585 Race K	Palange's Automotive/Post Auto, LLC	7585 Race RD	03/11/2024
	7585 Race N	Power Up Performance Diesel	7585 Race RD	03/11/2024
		Dayton Freight	38686 Taylor PKY	03/12/2024
		Dayton Freight	38686 Taylor PKY	03/12/2024
		Dayton Freight	38686 Taylor PKY	03/12/2024
		Dayton Freight	38686 Taylor PKY	03/13/2024
		AMF Bowling	38931 Center Ridge RD	03/14/2024
		AMF Bowling	38931 Center Ridge RD	03/14/2024
		Dayton Freight	38686 Taylor PKY	03/14/2024
		Dayton Freight	38686 Taylor PKY	03/14/2024
		Dayton Freight	38686 Taylor PKY	03/14/2024
		Foster/Adoption Inspection	7000 Ranger WAY	03/19/2024
		Riddell	7501 Performance Lane LN	03/19/2024
		Dayton Freight	38686 Taylor PKY	03/19/2024
	100 Mills A	Gone to the Dogs	36090 Westminister RD	03/20/2024
	100 Mills C	ARZ Aveda Salon	36000 Westminister AVE	03/20/2024
	100 Mills B	Maximize Fitness	36072 Westminister AVE	03/20/2024
		Dayton Freight	38686 Taylor PKY	03/20/2024
		Dayton Freight	38686 Taylor PKY	03/21/2024
		Dayton Freight	38686 Taylor PKY	03/22/2024
		Riddell	7501 Performance Lane LN	03/25/2024
		Riddell	7501 Performance Lane LN	03/25/2024
		RUF Briquetting Systems	38778 Taylor PKY	03/27/2024
		Dayton Freight	38686 Taylor PKY	03/28/2024
Zone 2- NE - Zone 2- North East Quadrant				
	Providence Square 4	Color Nails & Spa	34125 Center Ridge RD	03/01/2024
		AT & T	34441 Center Ridge RD	03/04/2024




ZONE	ID	OCCUPANCY	ADDRESS	INSPECTED
	Providence Square 5	Ridge Barbershop	34131 Center Ridge RD	03/04/2024
	Rini's Plaza 6	Subway	34299 Center Ridge	03/04/2024
	Rini's Plaza 3	RE/MAX	34313 Center Ridge RD	03/04/2024
		St. Peter's Grounds Building	6920 Root RD	03/04/2024
		St. Peter's Grounds Building	6920 Root RD	03/04/2024
		North Ridge Tennis and Golf Club	5475 Mills Creek LN	03/04/2024
		Gerber Collision & Glass	7385 Race RD	03/05/2024
		Fifth Third Bank	32800 Center Ridge	03/05/2024
		Pizza Pan	33009 Lorain RD #Suite A	03/05/2024
		Pizza Pan	33009 Lorain RD #Suite A	03/05/2024
		Dairy Queen	32936 Center Ridge	03/06/2024
	Dreco 1	Dreco Inc.	7887 Root RD	03/07/2024
		North Ridgeville Police Department	7070 Ranger WAY	03/12/2024
		Biothane USA	34655 Mills RD	03/13/2024
		Anytime Fitness	35147 Center Ridge RD	03/14/2024
		Anytime Fitness (New Section)	35143 Center Ridge RD	03/14/2024
		Biothane USA	34655 Mills RD	03/15/2024
		North Ridgeville Police Department	7070 Ranger WAY	03/18/2024
		Victory Park Event Complex/ Clubhouse	7777 Victory LN	03/18/2024
		North Ridgeville Police Department	7070 Ranger WAY	03/19/2024
		Victory Park Event Complex/ Clubhouse	7777 Victory LN	03/20/2024
		Lorain County Community College-Ridge Campus	32121 Lorain RD	03/21/2024
		Lorain County Community College-Ridge Campus	32121 Lorain RD	03/21/2024
		Lorain County Community College-Ridge Campus	32121 Lorain RD	03/21/2024
	Mills Creek Plaza 7	China King	33125 Center Ridge RD	03/22/2024
	Mills Creek Plaza 7	China King	33125 Center Ridge RD	03/22/2024
		Corn Festival	7000 Ranger WAY	03/22/2024
		North Ridgeville Police Department	7070 Ranger WAY	03/25/2024
		North Ridge Tennis and Golf Club	5475 Mills Creek LN	03/27/2024

Zone 3- SW - Zone 3- South West Quadrant

		Alanod Westlake Metal Industries	36696 Sugar Ridge RD	03/05/2024
		Wagner's Garage LLC (Wagner's Docks & Door)	7855 Race RD	03/11/2024
		Ten Point O Gymnastics	38818 Taylor PKY	03/11/2024
		Fields United Methodist Church	34077 Lorain RD	03/13/2024
		Fields United Methodist Church	34077 Lorain RD	03/13/2024
		Beckett Thermal solutions (Gas)	38000 Taylor PKY	03/18/2024
		Rhenium Alloys	38653 Taylor PKY	03/21/2024
		Beckett Thermal solutions (Gas)	38000 Taylor PKY	03/27/2024
		Beckett Thermal solutions (Gas)	38000 Taylor PKY	03/27/2024
		The Cuyahoga Vending Group	39405 Taylor PKY	03/27/2024

ZONE	ID	OCCUPANCY	ADDRESS	INSPECTED
		North Ridgeville Parks And Recreation	37077 Shady LN	03/27/2024
Zone 4- SE - Zone 4- South East Quadrant				
		University Hospitals North Ridgeville	32800 Lorain RD	03/13/2024
	Butternut Corners 4	Butternut Foodmart	34885 Lorain RD	03/25/2024



North Ridgeville Fire Department

North Ridgeville, OH

This report was generated on 4/2/2024 9:12:06 AM



Count of Occupancies Inspected per Occupancy Type per Inspection Type for Date Range

Start Date: 03/01/2024 | End Date: 03/31/2024

OCCUPANCY	COUNT
INSPECTION TYPE: alarm	
Industrial /Manufacturing Facility	1
INSPECTION TYPE: Annual	
Barber/Beauty Salon	2
Church/Places of Worship	1
College/Adult Education	1
Convenience Store	1
Gas/Service Station	3
General Business/Merchandise	6
Health Clinic/Hemodialysis Center	1
Industrial /Manufacturing Facility	3
Recreational Facility	2
Restaurant	3
Storage/Warehouse Facility	3
INSPECTION TYPE: Emergency Planning/Evacuation	
Police Station	1
INSPECTION TYPE: Final Fire Alarm System Acceptance Test	
Assembly	1
INSPECTION TYPE: Final Occupancy Inspection Acceptance Test	
Assembly	1
Medical/Dental/Clinic Facility	1
INSPECTION TYPE: Fire Alarm System Acceptance Test	
Industrial /Manufacturing Facility	3
Police Station	3
INSPECTION TYPE: Fire Alarm System Test- Annual	
College/Adult Education	1
INSPECTION TYPE: Fire Line Acceptance Test	
Storage/Warehouse Facility	1
INSPECTION TYPE: Fire Protection System Inspection	
Bank	1
INSPECTION TYPE: Fire Safety During Construction	
Athletic/Health Clubs	1
Storage/Warehouse Facility	1
INSPECTION TYPE: Generator Acceptance Test(SFM)	
Industrial /Manufacturing Facility	1

Locked inspections only.



emergencyreporting.com

Doc Id: 1132

Page # 1 of 2

OCCUPANCY	COUNT
INSPECTION TYPE: Home Inspection	
Residential	1
INSPECTION TYPE: Knox Box Placement and Secured	
General Business/Merchandise	1
Industrial /Manufacturing Facility	3
Recreational Facility	1
INSPECTION TYPE: Life Safety Walk Through	
Industrial /Manufacturing Facility	7
INSPECTION TYPE: Plan Review	
Athletic/Health Clubs	1
Industrial /Manufacturing Facility	3
Recreational Facility	2
Storage/Warehouse Facility	1
INSPECTION TYPE: Pre Inspection Meeting	
Assembly	1
INSPECTION TYPE: Pre-Plan	
Industrial /Manufacturing Facility	1
INSPECTION TYPE: Special Agent Test-Annual	
Industrial /Manufacturing Facility	1
INSPECTION TYPE: Special Hazard	
Industrial /Manufacturing Facility	1
INSPECTION TYPE: Sprinkler System Acceptance Test	
Industrial /Manufacturing Facility	3
INSPECTION TYPE: Sprinkler System Test-Annual	
College/Adult Education	1
INSPECTION TYPE: Wet Chemical Sprinkler System Semi-Annual Test	
Church/Places of Worship	1
General Business/Merchandise	2
Restaurant	1
Total # of Inspections:	75

Locked inspections only.



North Ridgeville Fire Department

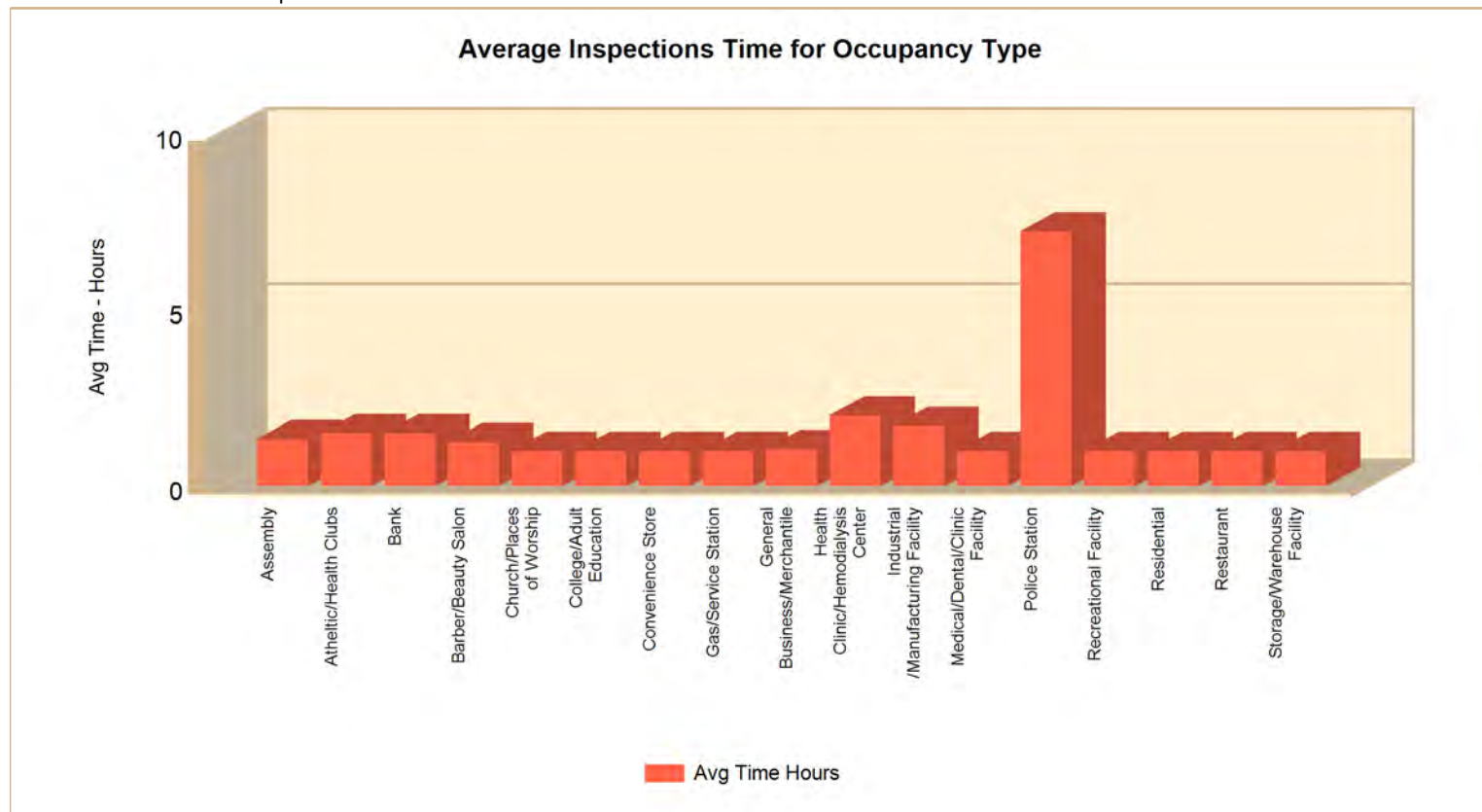
North Ridgeville, OH

This report was generated on 4/2/2024 9:13:43 AM



Average Inspection Time per Occupancy Type for Date Range

Start Date: 03/01/2024 | End Date: 03/31/2024



OCCUPANCY TYPE	AVERAGE TIME (minutes)
Assembly	1:20:00
Atheltic/Health Clubs	1:30:00
Bank	1:30:00
Barber/Beauty Salon	1:15:00
Church/Places of Worship	1:00:00
College/Adult Education	1:00:00
Convenience Store	1:00:00
Gas/Service Station	1:00:00
General Business/Merchandise	1:03:20
Health Clinic/Hemodialysis Center	2:00:00
Industrial /Manufacturing Facility	1:42:13
Medical/Dental/Clinic Facility	1:00:00
Police Station	7:15:00
Recreational Facility	1:00:00
Residential	1:00:00
Restaurant	1:00:00

Only inspections with TIME IN and TIME OUT information provided are included in the INSPECTION TIME calculations.



OCCUPANCY TYPE	AVERAGE TIME (minutes)
Storage/Warehouse Facility	1:00:00

Only inspections with TIME IN and TIME OUT information provided are included in the INSPECTION TIME calculations.



North Ridgeville Fire Department

North Ridgeville, OH

This report was generated on 4/2/2024 9:14:19 AM



Daily Log Items per Personnel for Activity Code for Personnel

Activity Codes: All Activity Codes | Personnel: Uhnak, Michael | Start Time: 00:00 | End Time: 23:00 | Start Date: 03/01/2024 | End Date: 03/31/2024

START	END	LOG TYPE	APPARATUS	NOTES	HOURS
Uhnak, Michael					
03/01/2024 09:00:00	03/01/2024 10:15:00	DAYBOOK		Riddell Walk-through	1.25
03/01/2024 09:00:00	03/01/2024 12:00:00	INSPECTION		An inspection was completed for Riddell by Uhnak, Michael	3.00
03/01/2024 12:00:00	03/01/2024 13:00:00	DAYBOOK			1.00
03/01/2024 13:00:00	03/01/2024 15:00:00	INSPECTION		An inspection was completed for Color Nails & Spa by Uhnak, Michael	2.00
03/01/2024 15:00:00	03/01/2024 16:00:00	DAYBOOK			1.00
03/04/2024 08:00:00	03/04/2024 09:00:00	INSPECTION		An inspection was completed for Lorain County Public Library-North Ridgeville Branch by Uhnak, Michael	1.00
03/04/2024 09:00:00	03/04/2024 10:00:00	INSPECTION		An inspection was completed for Ridge Barbershop by Uhnak, Michael	1.00
03/04/2024 10:00:00	03/04/2024 11:00:00	INSPECTION		An inspection was completed for AT & T by Uhnak, Michael	1.00
03/04/2024 11:00:00	03/04/2024 12:00:00	INSPECTION		An inspection was completed for Subway by Uhnak, Michael	1.00
03/04/2024 12:00:00	03/04/2024 13:00:00	INSPECTION		An inspection was completed for RE/MAX by Uhnak, Michael	1.00
03/04/2024 13:00:00	03/04/2024 14:00:00	INSPECTION		An inspection was completed for St. Peter's Grounds Building by Uhnak, Michael	1.00
03/04/2024 14:00:00	03/04/2024 15:00:00	INSPECTION		An inspection was completed for St. Peter's Grounds Building by Uhnak, Michael	1.00
03/04/2024 15:00:00	03/04/2024 16:00:00	INSPECTION		An inspection was completed for North Ridge Tennis and Golf Club by Uhnak, Michael	1.00
03/05/2024 08:00:00	03/05/2024 09:00:00	DAYBOOK			1.00
03/05/2024 09:00:00	03/05/2024 10:00:00	INSPECTION		An inspection was completed for Gerber Collision & Glass by Uhnak, Michael	1.00
03/05/2024 10:00:00	03/05/2024 11:00:00	INSPECTION		An inspection was completed for Alanod Westlake Metal Industries by Uhnak, Michael	1.00
03/05/2024 11:00:00	03/05/2024 12:00:00	INSPECTION		An inspection was completed for Dayton Freight by Uhnak, Michael	1.00
03/05/2024 12:00:00	03/05/2024 13:00:00	DAYBOOK			1.00
03/05/2024 13:00:00	03/05/2024 14:30:00	INSPECTION		An inspection was completed for Fifth Third Bank by Uhnak, Michael	1.50
03/05/2024 14:30:00	03/05/2024 15:00:00	INSPECTION		An inspection was completed for Pizza Pan by Uhnak, Michael	0.50
03/05/2024 15:00:00	03/05/2024 16:00:00	INSPECTION		An inspection was completed for Pizza Pan by Uhnak, Michael	1.00
03/06/2024 08:00:00	03/06/2024 09:00:00	INSPECTION		An inspection was completed for Dairy Queen by Uhnak, Michael	1.00
03/06/2024 09:00:00	03/06/2024 10:00:00	DAYBOOK			1.00
03/06/2024 10:00:00	03/06/2024 12:00:00	DAYBOOK		New Business Informational Meeting Kim L.	2.00
03/06/2024 12:00:00	03/06/2024 13:00:00	DAYBOOK			1.00
03/06/2024 13:00:00	03/06/2024 16:00:00	DAYBOOK		Chief Officer Mtg. with the Mayor	3.00
03/07/2024 08:00:00	03/07/2024 09:00:00	DAYBOOK			1.00
03/07/2024 09:00:00	03/07/2024 11:00:00	INSPECTION		An inspection was completed for Dreco Inc. by Uhnak, Michael	2.00
03/07/2024 12:00:00	03/07/2024 13:00:00	DAYBOOK			1.00
03/11/2024 08:00:00	03/11/2024 09:00:00	INSPECTION		An inspection was completed for Ten Point O Gymnastics by Uhnak, Michael	1.00
03/11/2024 09:00:00	03/11/2024 10:00:00	INSPECTION		An inspection was completed for Lorain County Public Library-North Ridgeville Branch by Uhnak, Michael	1.00
03/11/2024 10:00:00	03/11/2024 11:00:00	INSPECTION		An inspection was completed for Wagner's Garage LLC (Wagner's Docks & Door) by Uhnak, Michael	1.00
03/11/2024 11:00:00	03/11/2024 12:00:00	INSPECTION		An inspection was completed for Medina Supply by Uhnak, Michael	1.00
03/11/2024 12:00:00	03/11/2024 13:00:00	INSPECTION		An inspection was completed for Fire Core Performance Products by Uhnak, Michael	1.00

Lists the Daily Log items, grouped by Personnel, corresponding to the selected Activity Code and Personnel.



emergencyreporting.com

Doc Id: 1514

Page # 1 of 3

START	END	LOG TYPE	APPARATUS	NOTES	HOURS
03/11/2024 13:00:00	03/11/2024 14:00:00	INSPECTION		An inspection was completed for Gilles Property Management by Uhnak, Michael	1.00
03/11/2024 14:00:00	03/11/2024 15:00:00	INSPECTION		An inspection was completed for Palange's Automotive/Post Auto, LLC by Uhnak, Michael	1.00
03/11/2024 15:00:00	03/11/2024 16:00:00	INSPECTION		An inspection was completed for Power Up Performance Diesel by Uhnak, Michael	1.00
03/12/2024 08:00:00	03/12/2024 10:30:00	INSPECTION		An inspection was completed for Dayton Freight by Uhnak, Michael	2.50
03/12/2024 10:30:00	03/12/2024 13:00:00	INSPECTION		An inspection was completed for Dayton Freight by Uhnak, Michael	2.50
03/12/2024 13:00:00	03/12/2024 14:00:00	INSPECTION		An inspection was completed for Dayton Freight by Uhnak, Michael	1.00
03/12/2024 14:00:00	03/13/2024 15:00:00	INSPECTION		An inspection was completed for North Ridgeville Police Department by Uhnak, Michael	25.00
03/12/2024 15:00:00	03/12/2024 16:00:00	DAYBOOK			1.00
03/13/2024 08:00:00	03/13/2024 09:00:00	DAYBOOK			1.00
03/13/2024 09:00:00	03/13/2024 11:00:00	INSPECTION		An inspection was completed for Dayton Freight by Uhnak, Michael	2.00
03/13/2024 11:00:00	03/13/2024 13:00:00	INSPECTION		An inspection was completed for University Hospitals North Ridgeville by Uhnak, Michael	2.00
03/13/2024 13:00:00	03/13/2024 14:00:00	DAYBOOK			1.00
03/13/2024 14:00:00	03/13/2024 15:00:00	INSPECTION		An inspection was completed for Fields United Methodist Church by Uhnak, Michael	1.00
03/13/2024 15:00:00	03/13/2024 16:00:00	INSPECTION		An inspection was completed for Fields United Methodist Church by Uhnak, Michael	1.00
03/14/2024 08:00:00	03/14/2024 09:00:00	INSPECTION		An inspection was completed for Dayton Freight by Uhnak, Michael	1.00
03/14/2024 09:00:00	03/14/2024 10:00:00	INSPECTION		An inspection was completed for Anytime Fitness (New Section) by Uhnak, Michael	1.00
03/14/2024 10:00:00	03/14/2024 11:00:00	INSPECTION		An inspection was completed for Anytime Fitness by Uhnak, Michael	1.00
03/14/2024 11:00:00	03/14/2024 12:00:00	INSPECTION		An inspection was completed for AMF Bowling by Uhnak, Michael	1.00
03/14/2024 12:00:00	03/14/2024 13:00:00	INSPECTION		An inspection was completed for AMF Bowling by Uhnak, Michael	1.00
03/14/2024 13:00:00	03/14/2024 14:00:00	INSPECTION		An inspection was completed for Dayton Freight by Uhnak, Michael	1.00
03/14/2024 14:00:00	03/14/2024 15:00:00	DAYBOOK			1.00
03/14/2024 15:00:00	03/14/2024 16:00:00	INSPECTION		An inspection was completed for Dayton Freight by Uhnak, Michael	1.00
03/18/2024 08:00:00	03/18/2024 10:00:00	INSPECTION		An inspection was completed for Beckett Thermal solutions (Gas) by Uhnak, Michael	2.00
03/18/2024 10:00:00	03/18/2024 12:00:00	INSPECTION		An inspection was completed for Victory Park Event Complex/ Clubhouse by Uhnak, Michael	2.00
03/18/2024 12:00:00	03/18/2024 13:00:00	DAYBOOK			1.00
03/18/2024 13:00:00	03/18/2024 15:00:00	INSPECTION		An inspection was completed for North Ridgeville Police Department by Uhnak, Michael	2.00
03/18/2024 15:00:00	03/18/2024 16:00:00	DAYBOOK			1.00
03/19/2024 08:00:00	03/19/2024 11:00:00	INSPECTION		An inspection was completed for Dayton Freight by Uhnak, Michael	3.00
03/19/2024 11:00:00	03/19/2024 12:00:00	INSPECTION		An inspection was completed for North Ridgeville Police Department by Uhnak, Michael	1.00
03/19/2024 12:00:00	03/19/2024 13:00:00	DAYBOOK			1.00
03/19/2024 13:00:00	03/19/2024 15:30:00	INSPECTION		An inspection was completed for Riddell by Uhnak, Michael	2.50
03/19/2024 15:30:00	03/19/2024 16:00:00	DAYBOOK			0.50
03/20/2024 08:00:00	03/20/2024 09:00:00	INSPECTION		An inspection was completed for Victory Park Event Complex/ Clubhouse by Uhnak, Michael	1.00
03/20/2024 09:00:00	03/20/2024 10:30:00	INSPECTION		An inspection was completed for ARZ Aveda Salon by Uhnak, Michael	1.50
03/20/2024 10:00:00	03/20/2024 11:00:00	INSPECTION		An inspection was completed for Gone to the Dogs by Uhnak, Michael	1.00
03/20/2024 11:00:00	03/20/2024 12:00:00	INSPECTION		An inspection was completed for Maximize Fitness by Uhnak, Michael	1.00
03/20/2024 12:00:00	03/20/2024 13:00:00	DAYBOOK			1.00
03/20/2024 13:00:00	03/20/2024 16:00:00	INSPECTION		An inspection was completed for Dayton Freight by Uhnak, Michael	3.00
03/21/2024 08:00:00	03/21/2024 09:00:00	INSPECTION		An inspection was completed for Lorain County Community College-Ridge Campus by Uhnak, Michael	1.00
03/21/2024 09:00:00	03/21/2024 10:00:00	INSPECTION		An inspection was completed for Lorain County Community College-Ridge Campus by Uhnak, Michael	1.00
03/21/2024 10:00:00	03/21/2024 11:00:00	INSPECTION		An inspection was completed for Lorain County Community College-Ridge Campus by Uhnak, Michael	1.00
03/21/2024 11:00:00	03/21/2024 12:00:00	DAYBOOK		Officer Meeting	1.00
03/21/2024 12:00:00	03/21/2024 13:00:00	DAYBOOK			1.00
03/21/2024 13:00:00	03/21/2024 15:00:00	INSPECTION		An inspection was completed for Dayton Freight by Uhnak, Michael	2.00

Lists the Daily Log items, grouped by Personnel, corresponding to the selected Activity Code and Personnel.



START	END	LOG TYPE	APPARATUS	NOTES	HOURS
03/21/2024 15:00:00	03/21/2024 18:00:00	INSPECTION		An inspection was completed for Rhenium Alloys by Uhnak, Michael	3.00
03/22/2024 08:00:00	03/22/2024 09:00:00	INSPECTION		An inspection was completed for China King by Uhnak, Michael	1.00
03/22/2024 08:00:00	03/22/2024 09:00:00	DAYBOOK			1.00
03/22/2024 09:00:00	03/22/2024 10:00:00	INSPECTION		An inspection was completed for China King by Uhnak, Michael	1.00
03/22/2024 10:00:00	03/22/2024 12:00:00	INSPECTION		An inspection was completed for Corn Festival by Uhnak, Michael	2.00
03/22/2024 12:00:00	03/22/2024 13:00:00	DAYBOOK			1.00
03/22/2024 13:00:00	03/22/2024 15:00:00	DAYBOOK		Walk through familiarization of Dayton Freight	2.00
03/22/2024 13:00:00	03/22/2024 16:00:00	INSPECTION		An inspection was completed for Dayton Freight by Uhnak, Michael	3.00
03/25/2024 08:00:00	03/25/2024 09:00:00	DAYBOOK			1.00
03/25/2024 09:00:00	03/25/2024 10:00:00	DAYBOOK		Chief Officer Meeting	1.00
03/25/2024 10:00:00	03/25/2024 11:00:00	INSPECTION		An inspection was completed for North Ridgeville Police Department by Uhnak, Michael	1.00
03/25/2024 11:00:00	03/25/2024 12:00:00	INSPECTION		An inspection was completed for Butternut Foodmart by Uhnak, Michael	1.00
03/25/2024 12:00:00	03/25/2024 13:00:00	DAYBOOK			1.00
03/25/2024 13:00:00	03/25/2024 14:00:00	INSPECTION		An inspection was completed for Riddell by Uhnak, Michael	1.00
03/25/2024 14:00:00	03/25/2024 15:00:00	INSPECTION		An inspection was completed for Riddell by Uhnak, Michael	1.00
03/26/2024 08:00:00	03/26/2024 09:00:00	DAYBOOK			1.00
03/26/2024 09:00:00	03/26/2024 10:00:00	DAYBOOK			1.00
03/26/2024 10:00:00	03/26/2024 11:00:00	DAYBOOK			1.00
03/26/2024 11:00:00	03/26/2024 13:00:00	DAYBOOK		EMS Training	2.00
03/26/2024 11:00:00	03/26/2024 13:00:00	DAYBOOK		Mental health	2.00
03/26/2024 14:00:00	03/26/2024 16:00:00	DAYBOOK		Chief Officer Mtg.	2.00
03/27/2024 08:00:00	03/27/2024 09:00:00	DAYBOOK			1.00
03/27/2024 09:00:00	03/27/2024 10:00:00	INSPECTION		An inspection was completed for North Ridgeville Parks And Recreation by Uhnak, Michael	1.00
03/27/2024 10:00:00	03/27/2024 11:00:00	INSPECTION		An inspection was completed for RUF Briquetting Systems by Uhnak, Michael	1.00
03/27/2024 11:00:00	03/27/2024 12:00:00	INSPECTION		An inspection was completed for North Ridge Tennis and Golf Club by Uhnak, Michael	1.00
03/27/2024 12:00:00	03/27/2024 13:00:00	DAYBOOK			1.00
03/27/2024 13:00:00	03/27/2024 14:00:00	INSPECTION		An inspection was completed for Beckett Thermal solutions (Gas) by Uhnak, Michael	1.00
03/27/2024 14:00:00	03/27/2024 15:00:00	INSPECTION		An inspection was completed for Beckett Thermal solutions (Gas) by Uhnak, Michael	1.00
03/27/2024 15:00:00	03/27/2024 16:00:00	INSPECTION		An inspection was completed for The Cuyahoga Vending Group by Uhnak, Michael	1.00
Total Hours for: Uhnak, Michael					161.75
Total of all Personnel Hours					161.75

Lists the Daily Log items, grouped by Personnel, corresponding to the selected Activity Code and Personnel.

