

NORTH RIDGEVILLE FIRE DEPARTMENT

July 2023

MONTHLY REPORT



Chief John C. Reese, EFO

North Ridgeville Fire Department

North Ridgeville, OH

This report was generated on 8/7/2023 10:19:13 AM



Incident Statistics

Zone(s): All Zones | Start Date: 07/01/2023 | End Date: 07/31/2023

INCIDENT COUNT	
INCIDENT TYPE	# INCIDENTS
EMS	375
FIRE	57
TOTAL	432

TOTAL TRANSPORTS (N2 and N3)			
APPARATUS	# of APPARATUS TRANSPORTS	# of PATIENT TRANSPORTS	TOTAL # of PATIENT CONTACTS
TOTAL			

PRE-INCIDENT VALUE	LOSSES
\$41,500.00	\$20,500.00

CO CHECKS	
424 - Carbon monoxide incident	1
736 - CO detector activation due to malfunction	2
TOTAL	3

MUTUAL AID	
Aid Type	Total
Aid Given	5
Aid Received	9

OVERLAPPING CALLS	
# OVERLAPPING	% OVERLAPPING
165	38.19

LIGHTS AND SIREN - AVERAGE RESPONSE TIME (Dispatch to Arrival)		
Station	EMS	FIRE
Avon Fire Department	0:16:48	
Eaton Township Fire Department	0:12:32	
NRFD Station 1	0:06:23	0:06:56
NRFD Station 2	0:07:04	0:08:01
Westlake Fire Department	0:07:28	
	AVERAGE FOR ALL CALLS	0:06:40

LIGHTS AND SIREN - AVERAGE TURNOUT TIME (Dispatch to Enroute)		
Station	EMS	FIRE
Avon Fire Department	0:01:36	
Eaton Township Fire Department	0:02:29	
NRFD Station 1	0:01:55	0:02:04

Only Reviewed Incidents included. EMS for Incident counts includes only 300 to 399 Incident Types. All other incident types are counted as FIRE. CO Checks only includes Incident Types: 424, 736 and 734. # Apparatus Transports = # of incidents where apparatus transported. # Patient Transports = All patients transported by EMS. # Patient Contacts = # of PCR contacted by apparatus. This report now returns both NEMSIS 2 & 3 data as appropriate. For overlapping calls that span over multiple days, total per month will not equal Total count for year.



NRFD Station 2	0:01:44	0:02:03
Westlake Fire Department	0:01:34	
AVERAGE FOR ALL CALLS		0:01:53
AGENCY	AVERAGE TIME ON SCENE (MM:SS)	
North Ridgeville Fire Department	13:40	

Only Reviewed Incidents included. EMS for Incident counts includes only 300 to 399 Incident Types. All other incident types are counted as FIRE. CO Checks only includes Incident Types: 424, 736 and 734. # Apparatus Transports = # of incidents where apparatus transported. # Patient Transports = All patients transported by EMS. # Patient Contacts = # of PCR contacted by apparatus. This report now returns both NEMSIS 2 & 3 data as appropriate. For overlapping calls that span over multiple days, total per month will not equal Total count for year.





FIRE/RESCUE SERVICE DATA

North Ridgeville Fire Department

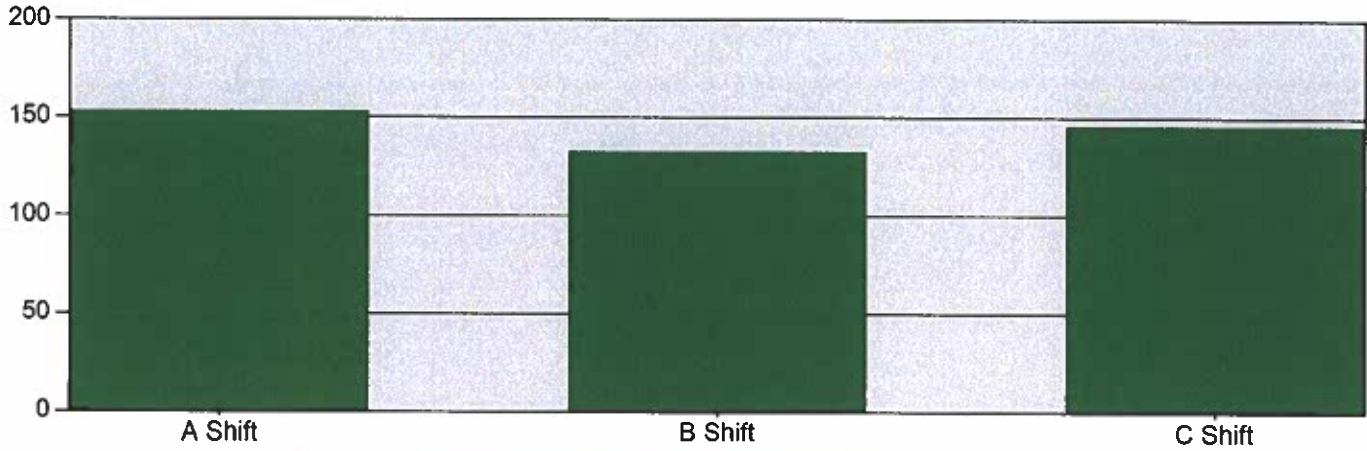
North Ridgeville, OH

This report was generated on 8/7/2023 10:19:43 AM



Incidents by Shift for Date Range

Start Date: 07/01/2023 | End Date: 07/31/2023



SHIFT	# INCIDENTS
A Shift	153
B Shift	133
C Shift	146

TOTAL: 432

Incidents with multiple EXPOSURES, with distinct stations, may create a slight difference between the report total and total number of actual incidents for the DATE RANGE provided. The totals reflect the # INCIDENTS each STATION was assigned. Only REVIEWED incidents included.



emergencyreporting.com

Doc Id: 27

Page # 1 of 1

North Ridgeville Fire Department

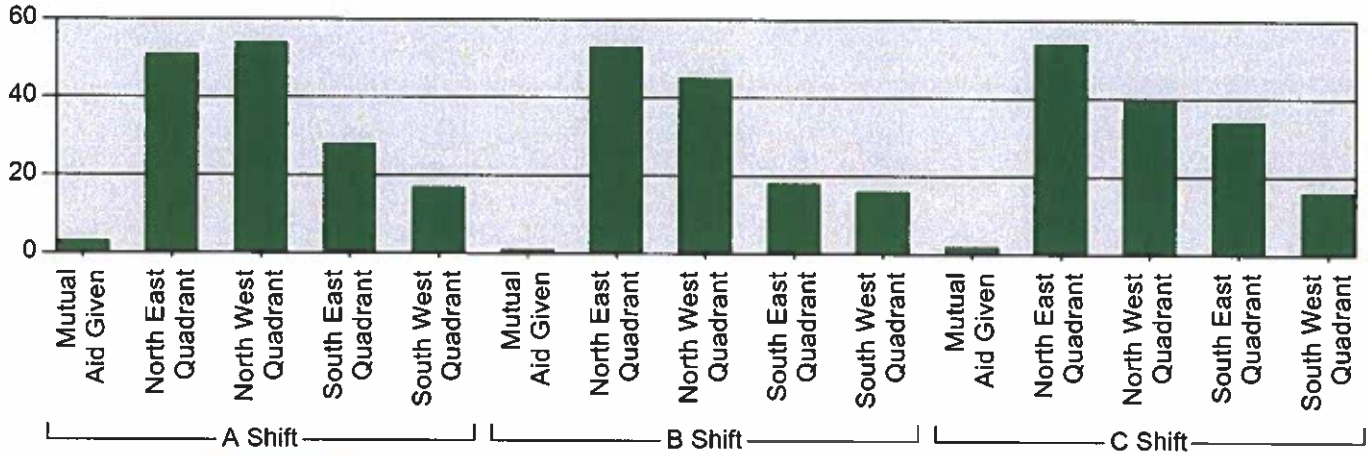
North Ridgeville, OH

This report was generated on 8/7/2023 10:20:32 AM



Incidents per Zone per Shift for Date Range

Start Date: 07/01/2023 | End Date: 07/31/2023



SHIFT	ZONE	# INCIDENTS
A Shift	Mutual Aid Given	3
	North East Quadrant	51
	North West Quadrant	54
	South East Quadrant	28
	South West Quadrant	17
B Shift	Mutual Aid Given	1
	North East Quadrant	53
	North West Quadrant	45
	South East Quadrant	18
	South West Quadrant	16
C Shift	Mutual Aid Given	2
	North East Quadrant	54
	North West Quadrant	40
	South East Quadrant	34
	South West Quadrant	16

TOTAL: 432

The totals reflect the # INCIDENTS each STATION was assigned. Only REVIEWED incidents included.



North Ridgeville Fire Department

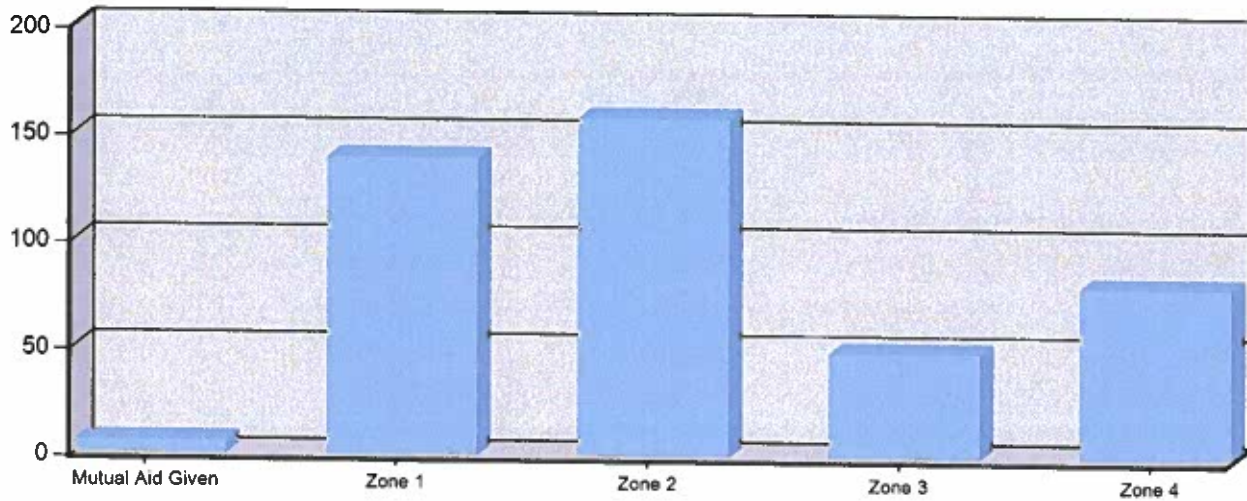
North Ridgeville, OH

This report was generated on 8/7/2023 10:21:03 AM



Incident Count per Zone for Date Range

Start Date: 07/01/2023 | End Date: 07/31/2023



ZONE	# INCIDENTS
Mutual Aid Given - Mutual Aid Given	6
Zone 1 - North West Quadrant	139
Zone 2 - North East Quadrant	158
Zone 3 - South West Quadrant	49
Zone 4 - South East Quadrant	80
TOTAL:	432

Zone information is defined on the Basic Info 3 screen of an incident. Only REVIEWED incidents included. Archived Zones cannot be unarchived.



emergencyreporting.com

Doc Id: 270

Page # 1 of 1

North Ridgeville Fire Department

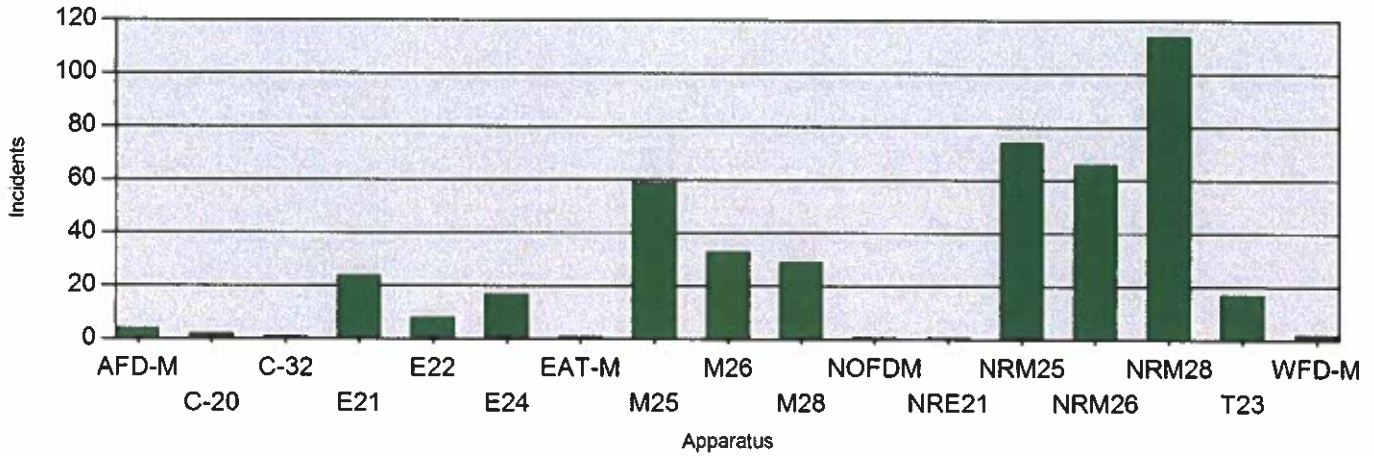
North Ridgeville, OH

This report was generated on 8/7/2023 10:21:41 AM



Incident Count per Apparatus for Date Range

Start Date: 07/01/2023 | End Date: 07/31/2023



APPARATUS	# of INCIDENTS
AFD-M	4
C-20	2
C-32	1
E21	24
E22	8
E24	17
EAT-M	1
M25	59
M26	33
M28	29
NOFDM	1
NRE21	1
NRM25	74
NRM26	66
NRM28	114
T23	17
WFD-M	2

Cancelled apparatus (per the THIS APPARATUS WAS CANCELLED checkbox on Basic Info 4) not included. Only REVIEWED incidents included.



North Ridgeville Fire Department

North Ridgeville, OH

This report was generated on 8/7/2023 10:22:04 AM



Incidents Per Personnel and Apparatus for Date Range

Start Date: 07/01/2023 | End Date: 07/31/2023

Personnel	AFD-M-AFD Medic	C-20-Car 20	C-32-	E21-Engine 21	E22-Engine 22	E24-Engine 24	EAT-M-Eaton Medic	M25-Medic 25	M26-Medic 26	M28-	NRE21-Engine 21	NRM25-Medic 25	NRM26-Medic 26	NRM28-	T23-Truck 23	WFD-M-WFD Medic	Totals
Acord, Steven					2	2		14		3		12		9	2		44
Bement, Joshua				2	1	3			8	1		9	12	4			40
Buescher, David				5				2	2				13	4			26
Carbone, Mark				1					1				14	6			22
Castle, Andy				8				1	7	2		3	14	9	3		47
Chase, Gary				1					2				5	6	2		16
Chrosniak, Jason				1	1	1		9	10	5			10	7	3		47
Cominsky, Mark				6					8	4		3	16	20	4		61
Cook, Stephen B						2		2	1	10				14	6		35
Eberling, Colt				6				1	4			9	15				35
Erlenbach, Christopher						5		7		6		3		26	1		48
Federan, Christopher				3	1	3		26	12					1			46
Foster, William			1	7	1	1		12	2	1		7	12	7	1		52
Gerbasi, Gabriel				5	1	1		3	4			15	20				49
Gradisek, Grant				7		3		4	12	2	1	4	6	8	1		48
Hein, Michael						5		1		6		13	1	15	4		45
Kenney, Richard					1	3		13		6		6		18	2		49
Knowlton, Richard					3	1		1				14		6	1		26
Logan , Brian					2			4		6		24		9	3		48
Mutual Aid, Squad Crew	5						1									1	7
Pocos, Kevin				5					4	1	1	5	14	2			32
Roberts, Benjamin					3	3		20	1	3		20	5	3			58
Rogers, Daniel						6				8				28	3		45
Shear, Alexander				1		2				17			3	48	8		79
Silvi, Justin				5		2		19	12			2					40
Smith, Luke						1		13		2		7		15	4		42
Souris, Constantine				3				2	3		1	1	8				18
Stearns, Korey				2	3	6		12	2			20	8	11			64
Strahinic, Kirt				7		2		5	13			1	13	4			45

Incidents Per Personnel and Apparatus for Date Range on reviewed cases



emergencyreporting.com

Doc Id: 1399

Page # 1 of 2

Student, Student						4		1		1		2			8
Tanzilli, Noah				3	2	5		5		14		24	3		56
Tolvay, Kerri			1	1	5	7		8		14		15			51
Torres, Kim					2			9				24	6		41
Uhnak, Michael		2													2
Warner, Chad			1	3	4	7		2		22	3	9			51
Williams, Michael			1	1	2	4	6			5	10	9			38

Incidents Per Personnel and Apparatus for Date Range on reviewed cases

North Ridgeville Fire Department

North Ridgeville, OH

This report was generated on 8/7/2023 10:23:25 AM



Incident Type Count per Station for Date Range

Start Date: 07/01/2023 | End Date: 07/31/2023

INCIDENT TYPE	# INCIDENTS
Station: 1 - NRRFD STATION 1	
111 - Building fire	3
130 - Mobile property (vehicle) fire, other	1
160 - Special outside fire, other	1
162 - Outside equipment fire	1
321 - EMS call, excluding vehicle accident with injury	269
322 - Motor vehicle accident with injuries	6
324 - Motor vehicle accident with no injuries.	1
412 - Gas leak (natural gas or LPG)	1
424 - Carbon monoxide incident	1
440 - Electrical wiring/equipment problem, other	1
443 - Breakdown of light ballast	1
444 - Power line down	2
445 - Arcing, shorted electrical equipment	1
500 - Service Call, other	1
553 - Public service	1
561 - Unauthorized burning	2
600 - Good intent call, other	2
611 - Dispatched & cancelled en route	5
700 - False alarm or false call, other	4
733 - Smoke detector activation due to malfunction	3
735 - Alarm system sounded due to malfunction	1
736 - CO detector activation due to malfunction	2
743 - Smoke detector activation, no fire - unintentional	2
745 - Alarm system activation, no fire - unintentional	1
900 - Special type of incident, other	1
# Incidents for 1 - NRRFD Station 1:	314

Station: 2 - NRRFD STATION 2	
321 - EMS call, excluding vehicle accident with injury	94
322 - Motor vehicle accident with injuries	1
412 - Gas leak (natural gas or LPG)	1
444 - Power line down	2
445 - Arcing, shorted electrical equipment	1
561 - Unauthorized burning	1
611 - Dispatched & cancelled en route	3
622 - No incident found on arrival at dispatch address	1

Only REVIEWED incidents included.



emergencyreporting.com
Doc Id: 857
Page # 1 of 2

INCIDENT TYPE	# INCIDENTS
700 - False alarm or false call, other	1
733 - Smoke detector activation due to malfunction	2
735 - Alarm system sounded due to malfunction	2
743 - Smoke detector activation, no fire - unintentional	4
745 - Alarm system activation, no fire - unintentional	1
# Incidents for 2 - NRRFD Station 2:	114

Station: AFD - AVON FIRE DEPARTMENT	
321 - EMS call, excluding vehicle accident with injury	2
# Incidents for AFD - Avon Fire Department:	2

Station: EAT - EATON TOWNSHIP FIRE DEPARTMENT	
321 - EMS call, excluding vehicle accident with injury	1
# Incidents for EAT - Eaton Township Fire Department:	1

Station: WFD - WESTLAKE FIRE DEPARTMENT	
321 - EMS call, excluding vehicle accident with injury	1
# Incidents for WFD - Westlake Fire Department:	1

Only REVIEWED incidents included.

North Ridgeville Fire Department

North Ridgeville, OH

This report was generated on 8/7/2023 10:24:06 AM



Average Response Time for Agency for Date Range

Start Date: 07/01/2023 | End Date: 07/31/2023

AGENCY	AVERAGE RESPONSE TIME MM:SS (Dispatch to Arrived)
North Ridgeville Fire Department	6:44

Only REVIEWED incidents included



emergencyreporting.com

Doc Id: 306

Page # 1 of 1

North Ridgeville Fire Department

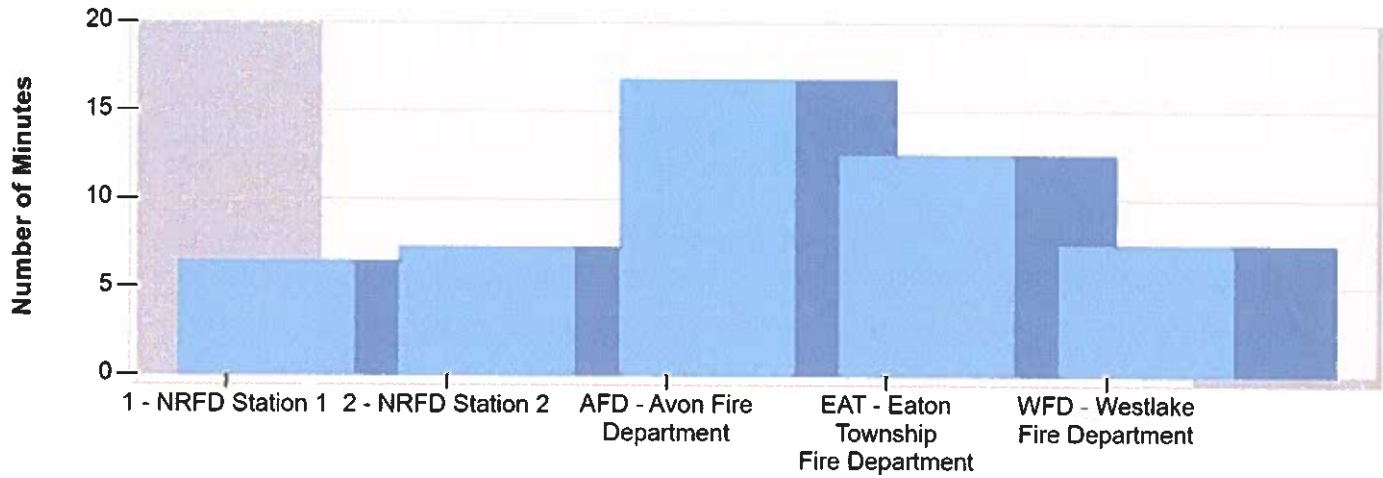
North Ridgeville, OH

This report was generated on 8/7/2023 10:24:29 AM



Average Response Time per Station for Date Range

Start Date: 07/01/2023 | End Date: 07/31/2023



STATION	AVERAGE RESPONSE MM:SS (Dispatch to Arrived)
1 - NRFD Station 1	6:28
2 - NRFD Station 2	7:16
AFD - Avon Fire Department	16:48
EAT - Eaton Township Fire Department	12:32
WFD - Westlake Fire Department	7:28

AVERAGE RESPONSE TIME calculated from the average time difference between DISPATCH and ARRIVED times on Basic Info 4. Only REVIEWED incidents included.



North Ridgeville Fire Department

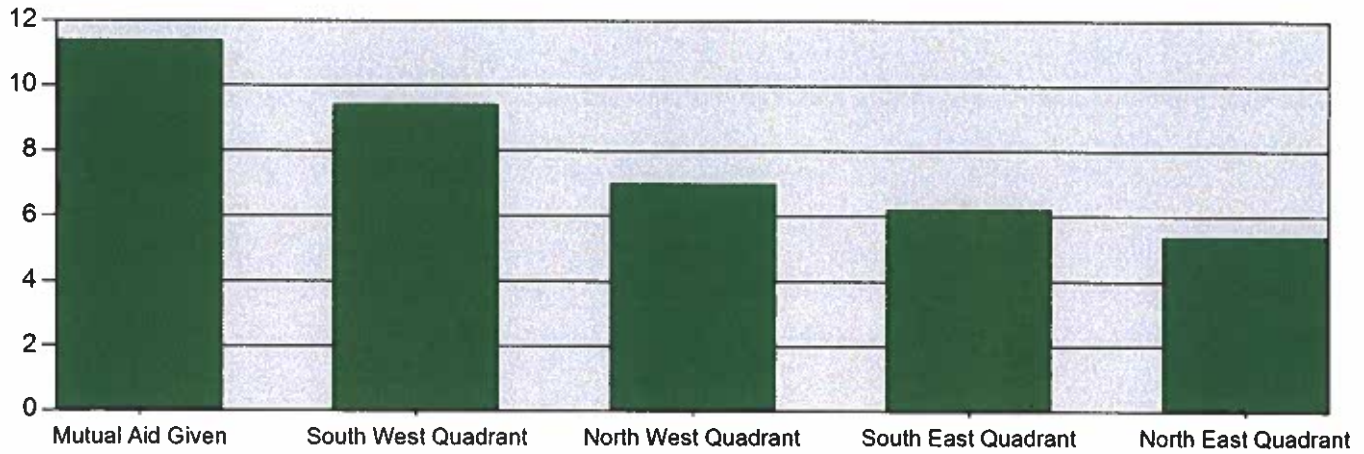
North Ridgeville, OH

This report was generated on 8/7/2023 10:24:48 AM



Average Response Time per Zone for Date Range

Start Date: 07/01/2023 | End Date: 07/31/2023



Zone	AVERAGE RESPONSE TIME in minutes (Dispatch to Arrived)
Mutual Aid Given - Mutual Aid Given	11:41
Zone 3 - South West Quadrant	9:42
Zone 1 - North West Quadrant	7:01
Zone 4 - South East Quadrant	6:23
Zone 2 - North East Quadrant	5:39

Only REVIEWED incidents included



North Ridgeville Fire Department

North Ridgeville, OH

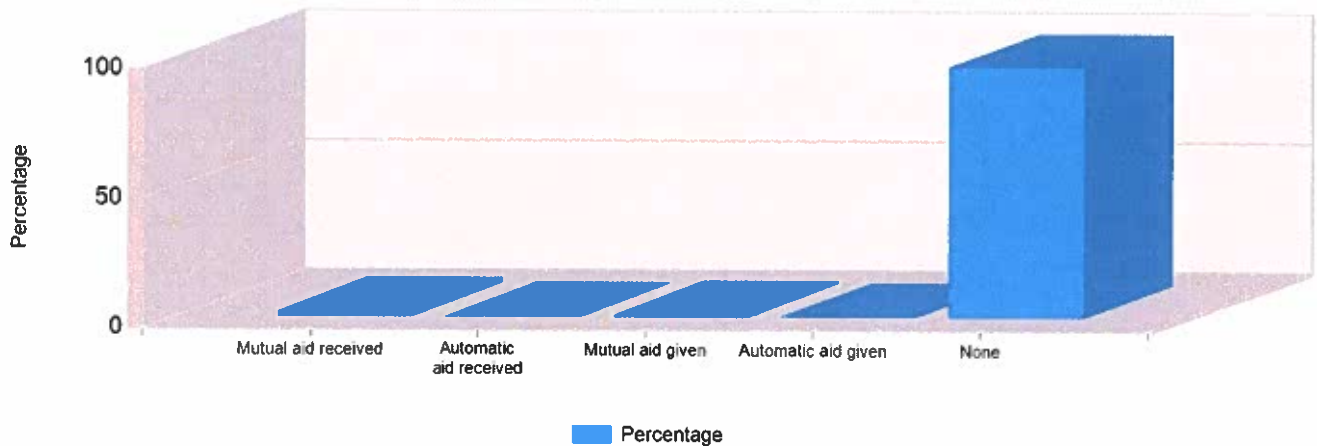
This report was generated on 8/7/2023 10:25:11 AM



Count of Aid Given and Received for Incidents for Date Range

Start Date: 07/01/2023 | End Date: 07/31/2023

Percentage of Aid Type



AID TYPE	TOTAL	% of TOTAL
Mutual aid received	8	1.9%
Automatic aid received	1	0.2%
Mutual aid given	4	0.9%
Automatic aid given	1	0.2%
None	418	96.8%

Only REVIEWED incidents included



North Ridgeville Fire Department

North Ridgeville, OH

This report was generated on 8/7/2023 10:25:31 AM



Count of Overlapping Incidents for Station for Date Range

Station: All Stations | Start Date: 07/01/2023 | End Date: 07/31/2023

# OVERLAPPING	% OVERLAPPING	TOTAL
165	38.19	432

OVERLAPPING INCIDENT DETAILS				
ALARM	CLEAR/CANCEL	INCIDENT #	INCIDENT TYPE	ZONE
7/1/2023				
7/1/2023 11:04:51 AM	7/1/2023 11:30:41 AM	2023-2453	321	South West Quadrant
7/1/2023 11:11:14 AM	7/1/2023 11:29:22 AM	2023-2454	321	North East Quadrant
7/3/2023				
7/3/2023 1:12:27 PM	7/3/2023 1:34:51 PM	2023-2479	321	South West Quadrant
7/3/2023 1:23:59 PM	7/3/2023 2:00:00 PM	2023-2480	443	North East Quadrant
7/3/2023 2:09:52 PM	7/3/2023 2:28:23 PM	2023-2481	321	North West Quadrant
7/3/2023 2:25:49 PM	7/3/2023 2:43:04 PM	2023-2482	321	North East Quadrant
7/3/2023 5:34:14 PM	7/3/2023 5:53:10 PM	2023-2483	321	South West Quadrant
7/3/2023 5:53:04 PM	7/3/2023 6:06:42 PM	2023-2484	321	North East Quadrant
7/3/2023 6:12:35 PM	7/3/2023 6:33:01 PM	2023-2485	321	North West Quadrant
7/3/2023 6:26:15 PM	7/3/2023 6:55:22 PM	2023-2486	321	North East Quadrant
7/3/2023 7:41:02 PM	7/3/2023 7:59:25 PM	2023-2487	321	North West Quadrant
7/3/2023 7:59:20 PM	7/3/2023 8:15:32 PM	2023-2488	321	South East Quadrant
7/4/2023				
7/4/2023 5:09:28 AM	7/4/2023 5:47:36 AM	2023-2492	321	North West Quadrant
7/4/2023 5:18:57 AM	7/4/2023 5:47:05 AM	2023-2493	321	South West Quadrant
7/4/2023 11:00:39 AM	7/4/2023 11:31:17 AM	2023-2496	321	North East Quadrant
7/4/2023 11:18:18 AM	7/4/2023 11:45:39 AM	2023-2497	321	North East Quadrant
7/4/2023 4:35:09 PM	7/4/2023 4:52:57 PM	2023-2498	321	South East Quadrant
7/4/2023 4:39:22 PM	7/4/2023 5:20:21 PM	2023-2499	160	North West Quadrant
7/4/2023 10:23:59 PM	7/4/2023 10:36:47 PM	2023-2504	321	North East Quadrant
7/4/2023 10:34:36 PM	7/4/2023 10:52:08 PM	2023-2505	321	North West Quadrant
7/5/2023				
7/5/2023 8:47:13 AM	7/5/2023 9:00:57 AM	2023-2508	321	South East Quadrant
7/5/2023 8:48:50 AM	7/5/2023 9:14:01 AM	2023-2509	321	North East Quadrant
7/5/2023 10:38:07 PM	7/5/2023 11:05:10 PM	2023-2515	321	South West Quadrant
7/5/2023 10:43:24 PM	7/5/2023 10:54:10 PM	2023-2516	321	North West Quadrant
7/6/2023				
7/6/2023 11:52:33 AM	7/6/2023 1:01:21 PM	2023-2524	321	South East Quadrant
7/6/2023 11:53:50 AM	7/6/2023 12:17:21 PM	2023-2525	321	North West Quadrant
7/6/2023 12:38:56 PM	7/6/2023 1:06:00 PM	2023-2526	321	South East Quadrant

Percentage of incidents overlapping from total incidents in date range for specified station. Compared incident time range as either Alarm to Cancel or Alarm to Clear for incidents that have either Cancel or Clear time recorded. Reviewed calls only. Group by date. Displays date, incident number, incident type (numeric only), zone, and station.



OVERLAPPING INCIDENT DETAILS

ALARM	CLEAR/CANCEL	INCIDENT #	INCIDENT TYPE	ZONE
7/7/2023				
7/7/2023 5:41:22 AM	7/7/2023 6:00:23 AM	2023-2534	321	South East Quadrant
7/7/2023 5:52:57 AM	7/7/2023 6:14:48 AM	2023-2535	321	North East Quadrant
7/7/2023 7:32:27 AM	7/7/2023 7:53:16 AM	2023-2536	321	South East Quadrant
7/7/2023 7:38:12 AM	7/7/2023 8:04:27 AM	2023-2537	321	South East Quadrant
7/7/2023 3:52:00 PM	7/7/2023 4:15:58 PM	2023-2543	321	North West Quadrant
7/7/2023 3:57:28 PM	7/7/2023 4:13:43 PM	2023-2544	321	South West Quadrant
7/7/2023 7:31:06 PM	7/7/2023 8:15:06 PM	2023-2548	321	North West Quadrant
7/7/2023 7:44:39 PM	7/7/2023 7:59:10 PM	2023-2549	321	North East Quadrant
7/7/2023 9:59:34 PM	7/7/2023 10:21:21 PM	2023-2550	321	South West Quadrant
7/7/2023 10:00:25 PM	7/7/2023 10:17:02 PM	2023-2551	321	North East Quadrant
7/8/2023				
7/8/2023 2:47:01 PM	7/8/2023 3:04:18 PM	2023-2559	700	North East Quadrant
7/8/2023 2:51:11 PM	7/8/2023 3:16:34 PM	2023-2560	321	North West Quadrant
7/8/2023 7:55:56 PM	7/8/2023 9:20:34 PM	2023-2563	321	South West Quadrant
7/8/2023 8:54:18 PM	7/8/2023 9:35:54 PM	2023-2564	321	North East Quadrant
7/8/2023 8:59:50 PM	7/8/2023 9:24:56 PM	2023-2565	321	South West Quadrant
7/8/2023 9:12:54 PM	7/8/2023 9:42:00 PM	2023-2566	321	North West Quadrant
7/9/2023				
7/9/2023 11:21:31 AM	7/9/2023 11:40:39 AM	2023-2569	321	North East Quadrant
7/9/2023 11:26:30 AM	7/9/2023 11:38:04 AM	2023-2570	321	South East Quadrant
7/9/2023 12:39:43 PM	7/9/2023 12:58:15 PM	2023-2571	321	South West Quadrant
7/9/2023 12:44:06 PM	7/9/2023 1:09:39 PM	2023-2572	321	South West Quadrant
7/9/2023 1:37:49 PM	7/9/2023 2:01:32 PM	2023-2574	321	North East Quadrant
7/9/2023 1:42:22 PM	7/9/2023 2:01:48 PM	2023-2575	321	South East Quadrant
7/9/2023 9:30:10 PM	7/9/2023 9:51:34 PM	2023-2580	321	North West Quadrant
7/9/2023 9:39:09 PM	7/9/2023 9:54:56 PM	2023-2581	321	North East Quadrant
7/10/2023				
7/10/2023 11:48:34 AM	7/10/2023 12:04:00 PM	2023-2584	321	North East Quadrant
7/10/2023 11:57:17 AM	7/10/2023 12:16:12 PM	2023-2585	321	North East Quadrant
7/10/2023 2:24:38 PM	7/10/2023 3:48:08 PM	2023-2587	111	North East Quadrant
7/10/2023 3:35:24 PM	7/10/2023 3:52:07 PM	2023-2588	321	South East Quadrant
7/10/2023 3:42:47 PM	7/10/2023 4:09:00 PM	2023-2589	321	North East Quadrant
7/11/2023				
7/11/2023 12:03:24 AM	7/11/2023 12:29:20 AM	2023-2592	321	North East Quadrant
7/11/2023 12:18:24 AM	7/11/2023 12:46:06 AM	2023-2593	321	North East Quadrant
7/11/2023 12:45:26 AM	7/11/2023 1:04:58 AM	2023-2594	321	North West Quadrant
7/11/2023 8:14:36 AM	7/11/2023 8:31:36 AM	2023-2597	321	North West Quadrant
7/11/2023 8:30:29 AM	7/11/2023 8:51:45 AM	2023-2598	321	North West Quadrant
7/11/2023 3:43:28 PM	7/11/2023 4:03:46 PM	2023-2601	321	North West Quadrant
7/11/2023 4:02:52 PM	7/11/2023 4:19:09 PM	2023-2602	321	North East Quadrant
7/11/2023 6:42:15 PM	7/11/2023 7:00:51 PM	2023-2604	321	North West Quadrant
7/11/2023 6:53:41 PM	7/11/2023 7:12:37 PM	2023-2605	321	North West Quadrant

Percentage of incidents overlapping from total incidents in date range for specified station. Compared incident time range as either Alarm to Cancel or Alarm to Clear for incidents that have either Cancel or Clear time recorded. Reviewed calls only. Group by date. Displays date, incident number, incident type (numeric only), zone, and station.



OVERLAPPING INCIDENT DETAILS

ALARM	CLEAR/CANCEL	INCIDENT #	INCIDENT TYPE	ZONE
7/11/2023 7:05:30 PM	7/11/2023 7:29:25 PM	2023-2606	321	South West Quadrant
7/11/2023 7:13:51 PM	7/11/2023 7:39:00 PM	2023-2607	321	South West Quadrant
7/12/2023				
7/12/2023 5:46:06 PM	7/12/2023 6:06:07 PM	2023-2619	735	North West Quadrant
7/12/2023 5:46:48 PM	7/12/2023 6:11:59 PM	2023-2620	321	North West Quadrant
7/12/2023 5:57:31 PM	7/12/2023 6:21:57 PM	2023-2621	321	North East Quadrant
7/12/2023 6:01:44 PM	7/12/2023 6:36:53 PM	2023-2622	321	North East Quadrant
7/12/2023 6:03:04 PM	7/12/2023 6:40:48 PM	2023-2623	561	North West Quadrant
7/13/2023				
7/13/2023 12:15:40 PM	7/13/2023 12:31:57 PM	2023-2632	321	North East Quadrant
7/13/2023 12:31:46 PM	7/13/2023 1:01:41 PM	2023-2633	321	North West Quadrant
7/13/2023 12:57:56 PM	7/13/2023 1:15:56 PM	2023-2634	321	South West Quadrant
7/15/2023				
7/15/2023 2:41:59 AM	7/15/2023 3:15:53 AM	2023-2654	321	North West Quadrant
7/15/2023 2:48:36 AM	7/15/2023 3:13:17 AM	2023-2655	321	North West Quadrant
7/16/2023				
7/16/2023 3:30:49 AM	7/16/2023 3:43:23 AM	2023-2668	321	South East Quadrant
7/16/2023 3:35:36 AM	7/16/2023 4:17:25 AM	2023-2669	424	South West Quadrant
7/16/2023 2:45:57 PM	7/16/2023 3:01:31 PM	2023-2676	321	South West Quadrant
7/16/2023 2:55:19 PM	7/16/2023 3:09:56 PM	2023-2677	321	North West Quadrant
7/17/2023				
7/17/2023 10:41:50 AM	7/17/2023 11:01:43 AM	2023-2686	321	North West Quadrant
7/17/2023 10:51:39 AM	7/17/2023 11:11:25 AM	2023-2687	321	North East Quadrant
7/17/2023 12:46:11 PM	7/17/2023 1:11:22 PM	2023-2690	321	South West Quadrant
7/17/2023 12:49:29 PM	7/17/2023 1:05:21 PM	2023-2691	321	South East Quadrant
7/19/2023				
7/19/2023 10:34:51 AM	7/19/2023 10:52:47 AM	2023-2708	321	South West Quadrant
7/19/2023 10:52:05 AM	7/19/2023 11:20:55 AM	2023-2709	321	North East Quadrant
7/19/2023 11:27:12 AM	7/19/2023 11:45:10 AM	2023-2710	321	North East Quadrant
7/19/2023 11:41:13 AM	7/19/2023 12:05:37 PM	2023-2711	321	North East Quadrant
7/20/2023				
7/20/2023 11:02:01 AM	7/20/2023 11:13:09 AM	2023-2717	321	North East Quadrant
7/20/2023 11:11:31 AM	7/20/2023 11:31:37 AM	2023-2718	321	North West Quadrant
7/20/2023 7:03:01 PM	7/20/2023 8:30:00 PM	2023-2725	444	North East Quadrant
7/20/2023 7:27:10 PM	7/20/2023 7:40:42 PM	2023-2726	745	South East Quadrant
7/20/2023 7:29:35 PM	7/20/2023 7:55:59 PM	2023-2727	321	South East Quadrant
7/20/2023 7:39:11 PM	7/20/2023 8:27:00 PM	2023-2728	444	North East Quadrant
7/20/2023 8:21:28 PM	7/20/2023 8:54:47 PM	2023-2729	445	North East Quadrant
7/20/2023 8:33:12 PM	7/20/2023 8:45:59 PM	2023-2730	444	North East Quadrant
7/20/2023 8:50:37 PM	7/20/2023 9:11:31 PM	2023-2731	321	North West Quadrant
7/20/2023 8 55:13 PM	7/20/2023 9:10:04 PM	2023-2732	321	North East Quadrant

Percentage of incidents overlapping from total incidents in date range for specified station. Compared incident time range as either Alarm to Cancel or Alarm to Clear for incidents that have either Cancel or Clear time recorded. Reviewed calls only. Group by date. Displays date, incident number, incident type (numeric only), zone, and station.



OVERLAPPING INCIDENT DETAILS

ALARM	CLEAR/CANCEL	INCIDENT #	INCIDENT TYPE	ZONE
7/21/2023				
7/21/2023 6:43:07 AM	7/21/2023 6:53:23 AM	2023-2737	700	North East Quadrant
7/21/2023 6:49:59 AM	7/21/2023 6:59:41 AM	2023-2738	600	North East Quadrant
7/21/2023 10:51:18 AM	7/21/2023 11:07:37 AM	2023-2740	321	North East Quadrant
7/21/2023 11:06:27 AM	7/21/2023 11:22:29 AM	2023-2741	321	North East Quadrant
7/21/2023 1:52:47 PM	7/21/2023 2:11:44 PM	2023-2743	733	North West Quadrant
7/21/2023 2:00:41 PM	7/21/2023 2:21:47 PM	2023-2744	733	South West Quadrant
7/21/2023 2:25:15 PM	7/21/2023 2:48:58 PM	2023-2745	321	South East Quadrant
7/21/2023 2:27:45 PM	7/21/2023 3:10:31 PM	2023-2746	321	North East Quadrant
7/21/2023 2:46:25 PM	7/21/2023 3:03:53 PM	2023-2747	321	North West Quadrant
7/22/2023				
7/22/2023 2:40:28 PM	7/22/2023 3:01:33 PM	2023-2754	321	North West Quadrant
7/22/2023 2:48:02 PM	7/22/2023 3:08:47 PM	2023-2755	321	South East Quadrant
7/22/2023 3:04:52 PM	7/22/2023 3:21:43 PM	2023-2756	900	North East Quadrant
7/22/2023 6:01:21 PM	7/22/2023 6:22:04 PM	2023-2757	321	North West Quadrant
7/22/2023 6:13:57 PM	7/22/2023 6:31:46 PM	2023-2758	321	North West Quadrant
7/23/2023				
7/23/2023 6:42:36 AM	7/23/2023 7:05:08 AM	2023-2764	321	North West Quadrant
7/23/2023 7:05:02 AM	7/23/2023 7:18:12 AM	2023-2765	321	North West Quadrant
7/23/2023 10:57:35 AM	7/23/2023 11:25:30 AM	2023-2768	321	North West Quadrant
7/23/2023 11:06:33 AM	7/23/2023 11:30:28 AM	2023-2769	322	North West Quadrant
7/23/2023 11:26:10 AM	7/23/2023 11:48:00 AM	2023-2770	321	South East Quadrant
7/23/2023 11:45:58 AM	7/23/2023 12:06:41 PM	2023-2771	321	North West Quadrant
7/23/2023 3:12:41 PM	7/23/2023 3:44:54 PM	2023-2772	321	North West Quadrant
7/23/2023 3:20:59 PM	7/23/2023 3:33:48 PM	2023-2773	321	North East Quadrant
7/23/2023 9:20:01 PM	7/23/2023 9:40:18 PM	2023-2776	321	South East Quadrant
7/23/2023 9:25:24 PM	7/23/2023 9:34:01 PM	2023-2777	321	North East Quadrant
7/24/2023				
7/24/2023 9:52:07 AM	7/24/2023 10:14:02 AM	2023-2781	322	South East Quadrant
7/24/2023 10:07:45 AM	7/24/2023 10:24:26 AM	2023-2782	321	South East Quadrant
7/24/2023 10:04:33 AM	7/24/2023 10:31:19 AM	2023-2783	733	North West Quadrant
7/24/2023 1:23:20 PM	7/24/2023 1:45:56 PM	2023-2786	321	North West Quadrant
7/24/2023 1:33:33 PM	7/24/2023 1:52:17 PM	2023-2787	321	North East Quadrant
7/24/2023 1:50:36 PM	7/24/2023 2:18:00 PM	2023-2788	321	North West Quadrant
7/24/2023 5:34:20 PM	7/24/2023 6:00:24 PM	2023-2789	321	South West Quadrant
7/24/2023 5:53:56 PM	7/24/2023 6:18:24 PM	2023-2790	321	North West Quadrant
7/25/2023				
7/25/2023 8:33:11 AM	7/25/2023 8:49:06 AM	2023-2795	412	North East Quadrant
7/25/2023 8:42:47 AM	7/25/2023 9:05:01 AM	2023-2796	321	North West Quadrant
7/25/2023 10:41:40 AM	7/25/2023 11:08:36 AM	2023-2798	321	North West Quadrant
7/25/2023 10:45:47 AM	7/25/2023 11:05:58 AM	2023-2799	321	North West Quadrant
7/25/2023 11:09:07 AM	7/25/2023 11:23:48 AM	2023-2800	321	North East Quadrant
7/25/2023 11:11:42 AM	7/25/2023 11:33:00 AM	2023-2801	321	North East Quadrant

Percentage of incidents overlapping from total incidents in date range for specified station. Compared incident time range as either Alarm to Cancel or Alarm to Clear for incidents that have either Cancel or Clear time recorded. Reviewed calls only. Group by date. Displays date, incident number, incident type (numeric only), zone, and station.



OVERLAPPING INCIDENT DETAILS				
ALARM	CLEAR/CANCEL	INCIDENT #	INCIDENT TYPE	ZONE
7/25/2023 11:22:22 AM	7/25/2023 12:01:18 PM	2023-2802	321	North East Quadrant
7/26/2023				
7/26/2023 1:35:51 PM	7/26/2023 1:52:11 PM	2023-2812	321	South East Quadrant
7/26/2023 1:44:56 PM	7/26/2023 1:55:51 PM	2023-2813	321	North East Quadrant
7/26/2023 4:47:13 PM	7/26/2023 5:12:52 PM	2023-2816	412	South West Quadrant
7/26/2023 5:05:38 PM	7/26/2023 5:19:57 PM	2023-2817	322	North East Quadrant
7/26/2023 5:17:18 PM	7/26/2023 5:37:37 PM	2023-2818	321	North West Quadrant
7/26/2023 5:19:42 PM	7/26/2023 5:37:11 PM	2023-2819	321	North West Quadrant
7/27/2023				
7/27/2023 12:46:35 PM	7/27/2023 12:58:27 PM	2023-2823	321	North East Quadrant
7/27/2023 12:52:40 PM	7/27/2023 1:13:24 PM	2023-2824	321	North West Quadrant
7/27/2023 9:49:42 PM	7/27/2023 10:23:59 PM	2023-2831	321	South West Quadrant
7/27/2023 10:22:37 PM	7/27/2023 10:36:47 PM	2023-2832	321	North East Quadrant
7/28/2023				
7/28/2023 12:56:19 PM	7/28/2023 3:44:21 PM	2023-2838	111	Mutual Aid Given
7/28/2023 1:31:25 PM	7/28/2023 2:04:04 PM	2023-2839	321	South West Quadrant
7/28/2023 1:47:28 PM	7/28/2023 2:04:36 PM	2023-2840	321	North West Quadrant
7/28/2023 1:59:00 PM	7/28/2023 2:33:00 PM	2023-2841	321	North West Quadrant
7/28/2023 2:33:02 PM	7/28/2023 2:50:00 PM	2023-2842	321	South East Quadrant
7/28/2023 9:31:51 PM	7/28/2023 9:53:13 PM	2023-2844	321	South East Quadrant
7/28/2023 9:40:29 PM	7/28/2023 9:49:46 PM	2023-2845	321	North East Quadrant
7/29/2023				
7/29/2023 12:26:37 PM	7/29/2023 12:40:43 PM	2023-2851	321	North East Quadrant
7/29/2023 12:27:28 PM	7/29/2023 12:46:56 PM	2023-2852	321	North West Quadrant
7/30/2023				
7/30/2023 8:57:21 PM	7/30/2023 9:27:12 PM	2023-2866	321	South East Quadrant
7/30/2023 8:57:42 PM	7/30/2023 9:26:29 PM	2023-2867	321	South West Quadrant
7/30/2023 9:05:02 PM	7/30/2023 9:33:55 PM	2023-2868	321	North West Quadrant
7/30/2023 9:06:35 PM	7/30/2023 9:21:37 PM	2023-2869	321	North East Quadrant
7/31/2023				
7/31/2023 2:28:39 PM	7/31/2023 2:36:37 PM	2023-2877	611	Mutual Aid Given
7/31/2023 2:32:24 PM	7/31/2023 2:52:36 PM	2023-2878	321	South East Quadrant
7/31/2023 10:08:42 PM	7/31/2023 10:32:45 PM	2023-2882	321	North East Quadrant
7/31/2023 10:16:22 PM	7/31/2023 10:34:59 PM	2023-2883	321	North East Quadrant

Percentage of incidents overlapping from total incidents in date range for specified station. Compared incident time range as either Alarm to Cancel or Alarm to Clear for incidents that have either Cancel or Clear time recorded. Reviewed calls only. Group by date. Displays date, incident number, incident type (numeric only), zone, and station.





EMERGENCY MEDICAL SERVICES DATA

Agency Activity Summary

UH - North Ridgeville Fire Dept

Agency: UH - North Ridgeville Fire Dept | Service Date: From 07/01/2023 Through 07/31/2023

Total Number of ePCRs: 371

Total Number of Incidents: 367

By Branch

01 Station 1 = 271

02 Station 2 = 100

Billing Disposition

	#	%		#	%
Treated/Transported	295	79.5%	Dead Prior To Arrival	1	0.3%
Treated / Transferred Care	N/A	N/A	Dead After Arrival	1	0.3%
Treated/No Transport (AMA)	13	3.5%	Treat/Transported by Private Veh.	N/A	N/A
Treated / No Transport (Per Protocol)	25	6.7%	Assist	8	2.2%
Transported / Refused Care	2	0.5%	Other	2	0.5%
No Transport / Refused Care	22	5.9%	No Patient Found	1	0.3%
Cancelled	1	0.3%			
Left Blank	N/A	N/A			

Unit Disposition

Description	#	%
Cancelled Prior to Arrival at Scene	1	0.3%
No Patient Found	1	0.3%
Non-Patient Incident (Not Otherwise Listed)	8	2.2%
Patient Contact Made	361	97.3%
Left Blank	0	0.0%
Total	371	100.0%

Patient Evaluation/Care Disposition

Description	#	%
Not Applicable	10	2.7%
Patient Evaluated and Care Provided	333	89.8%
Patient Evaluated, No Care Required	4	1.1%
Patient Refused Evaluation/Care	24	6.5%
Left Blank	0	0.0%
Total	371	100.0%

Crew Disposition

Description	#	%
Back in Service, Care/Support Services Refused	24	6.5%
Back in Service, No Care/Support Services Required	14	3.8%
Initiated and Continued Primary Care	333	89.8%
Left Blank	0	0.0%
Total	371	100.0%

Transport Disposition

Description	#	%
No Transport	51	13.7%
Not Applicable	10	2.7%
Patient Refused Transport	13	3.5%
Transport by This EMS Unit (This Crew Only)	297	80.1%
Left Blank	0	0.0%
Total	371	100.0%

Run Type

	#	%		#	%
Emergency Runs	371	100.0%	Non-Emergency Runs	N/A	N/A
Stand By	N/A	N/A	Stand By	N/A	N/A
Mutual Aid	3	0.8%	Mutual Aid	N/A	N/A
Interfacility	N/A	N/A	Interfacility	N/A	N/A
Intercept	N/A	N/A	Intercept	N/A	N/A

Emergency Runs (Scheduled)	N/A	N/A	Non-Emergency Runs (Scheduled)	N/A	N/A
Stand By	N/A	N/A	Stand By	N/A	N/A
Mutual Aid	N/A	N/A	Mutual Aid	N/A	N/A
Interfacility	N/A	N/A	Interfacility	N/A	N/A
Intercept	N/A	N/A	Intercept	N/A	N/A

Emergency Type Left Blank: 0

Runs by Unit

Unit	Total Runs	Treat/Transp	Treat/Transfer	Treat/No Transp(AMA)	Treat/No Transp(PP)	Transp/Ref. Care	Cancelled	Dead Prior Arr	Dead After Arr	T/T Priv Veh	No Trans/Ref. Care	Assist	Other	No Pat. Found
NRC30	1	0	0	0	0	0	0	0	0	0	0	1	0	0
NRE21	2	0	0	0	0	0	0	0	0	0	1	0	0	1
NRM25	130	108	0	2	8	1	0	0	0	0	10	1	0	0
NRM26	101	75	0	6	9	0	1	0	1	0	2	5	2	0
NRM28	137	112	0	5	8	1	0	1	0	0	9	1	0	0
Total	371	295	0	13	25	2	1	1	1	0	22	8	2	1

Runs by Service Level

Dispatched Service Level	#	%	Recommended Service Level	#	%
BLS	371	100.0%	BLS	112	30.2%
ALS	N/A	N/A	ALS1	254	68.5%
SCT	N/A	N/A	ALS2	5	1.3%
			SCT	N/A	N/A
			Rotary Wing	N/A	N/A
			Fixed Wing	N/A	N/A

Runs by Insurance Type with Service Level (Multiple insurance types may have

been marked on a run)

Type	BLS	%	ALS1	%	ALS2	%	SCT	%Rotary Wing	%Fixed Wing	%	Total	%
None	112	30.2%	254	68.5%	5	1.3%	N/A	N/A	N/A	N/A	371	100.0%

Runs by Primary PI

Description	#	%
ABNORMAL LABS	3	0.8%
ALCOHOL ABUSE WITH INTOXICATION	3	0.8%
Abdominal Pain	21	5.7%
Airway Obstruction	2	0.5%
Allergic Reaction	1	0.3%
Alt. Level Conscious	16	4.3%
Anxiety	8	2.2%
Asthma Symptoms	4	1.1%
Back Pain (No Trauma)	7	1.9%
Behavioral Disorder	12	3.2%
COVID-19 (SUSPECTED)	1	0.3%
CVA/Stroke	4	1.1%
Cardiac Arrest	2	0.5%
Cardiac Symptoms	3	0.8%
Chest Pain	15	4.0%
Dehydration Symp.	2	0.5%
Diabetic Symptoms	3	0.8%
Dizziness	11	3.0%
Dyspnea-SOB	26	7.0%
Elevated Temp/Fever	3	0.8%
FREQUENT FALLS	13	3.5%
Flu Symptoms	4	1.1%
GI -Constipation	2	0.5%
GI -Diarrhea	2	0.5%
HYPOTENSION	2	0.5%
Headache (no trauma)	2	0.5%

Hemorrhage-(severe medical)	1	0.3%
Hypertension	1	0.3%
MEDICAL DEVICE FAILURE	4	1.1%
MINOR / GENERAL INJURY	32	8.6%
Monitoring Required	7	1.9%
NON-TRAUMATIC ARM PAIN	1	0.3%
NON-TRAUMATIC LEG PAIN	6	1.6%
Nausea	6	1.6%
No Medical Problem	23	6.2%
Nose Bleed	1	0.3%
OB/Gyn	1	0.3%
OB/Gyn (comp.)	1	0.3%
OD - SUSPECTED OPIOID	1	0.3%
OVERDOSE - INTENTIONAL		
OD - SUSPECTED OVERDOSE -	2	0.5%
OTHER NARCOTICS		
Obvious Death	2	0.5%
Pneumonia Symptoms	1	0.3%
Post-Op Complication	1	0.3%
Psychiatric Emerg.	10	2.7%
SEPSIS	1	0.3%
SUICIDE ATTEMPT	1	0.3%
Seizure	3	0.8%
Syncope/Fainting	3	0.8%
Trauma Injury	15	4.0%
Unconscious	1	0.3%
Unknown Medical	6	1.6%
Urinary Bleeding	2	0.5%
Urination Problem	2	0.5%
Vomiting	1	0.3%
Weakness	42	11.3%
<i>Left Blank</i>	21	5.7%
<i>Total</i>	371	100.0%

Runs by Dispatch (EMD) Code

<u>Description</u>	<u>#</u>	<u>%</u>
01A01 Abdominal Pain	19	5.1%
02B01 Allergies/Envenomations	1	0.3%
03B03 Animal Bites/Attacks	1	0.3%
04B03 Assault/Sexual Assault	2	0.5%
05A01 Back Pain (Non-traumatic)	5	1.3%
06E01 Breathing Problems	41	11.1%
09E02 Cardiac or Respiratory Arrest/Death	4	1.1%
10D01 Chest Pain/ Chest Discomfort	22	5.9%
11E01 Choking	3	0.8%
12C01 Convulsions/Seizures	7	1.9%
13C02 Diabetic Problems	5	1.3%
17B03 Falls	72	19.4%
18B01 Headache	2	0.5%
19C07 Heart Problems/AICD	1	0.3%
21B01 Hemorrhage/Laceration	1	0.3%
23C07 Overdose/Poisoning	4	1.1%
24B02 Pregnancy/Childbirth/Miscarriage	3	0.8%
25B06 Psychiatric/Abnormal Behavior/Suicide Attempt	30	8.1%
26B01 Sick Person (Specific Diagnosis)	77	20.8%
28C12 Stroke (CVA/TIA)	4	1.1%
29B05 Traffic/Transportation Incident	14	3.8%
30B01 Traumatic Injuries	10	2.7%
31C01 Unconscious/Fainting	9	2.4%
32B01 Unknown Problem	23	6.2%
37A01 Other / Public Assist	11	3.0%
<i>Left Blank</i>	0	0.0%
<i>Total</i>	371	100.0%

Transport From (Category)

	#	%
--Left Blank--	371	100.0%
<i>Total</i>	371	100.0%

Transport From (Facility)

	#	%
--Left Blank--	371	100.0%
<i>Total</i>	371	100.0%

Transport To (Destination Facility)

	#	%
UH - ST JOHN MEDICAL CENTER	146	39.4%
Avon Richard E. Jacobs Health Center	84	22.6%
--Left Blank--	74	19.9%
UH - ELYRIA MEDICAL CENTER	62	16.7%
Southwest General Health Center	3	0.8%
CCF - Fairview	2	0.5%
<i>Total</i>	371	100.0%



NORTH RIDGEVILLE FIRE DEPARTMENT



Fire Prevention Inspection Report *July 2023*

Submitted By:
Assistant Chief Mike Uhnak, EMT-P, FO2, FI

North Ridgeville Fire Department

North Ridgeville, OH

This report was generated on 8/7/2023 10:28:19 AM



Completed Inspections per Zone for Date Range

Start Date: 07/01/2023 | End Date: 07/31/2023

ZONE	ID	OCCUPANCY	ADDRESS	INSPECTED
Zone 1- NW - Zone 1- North West Quadrant				
		Dayton Freight	38686 Taylor PKY	07/03/2023
		Dayton Freight	38686 Taylor PKY	07/05/2023
		Dayton Freight	38686 Taylor PKY	07/07/2023
		Dayton Freight	38686 Taylor PKY	07/10/2023
		Dayton Freight	38686 Taylor PKY	07/12/2023
		Lorain County Public Library-North Ridgeville Branch	35700 Bainbridge RD	07/13/2023
		Dayton Freight	38686 Taylor PKY	07/17/2023
		Dayton Freight	38686 Taylor PKY	07/17/2023
		Dayton Freight	38686 Taylor PKY	07/19/2023
		Dayton Freight	38686 Taylor PKY	07/20/2023
		Dayton Freight	38686 Taylor PKY	07/26/2023
	Greenlawn Professional Bldg. Suite 101	Transcendence Health	36591 Center Ridge #Suite 101	07/27/2023
		Dayton Freight	38686 Taylor PKY	07/31/2023
Zone 2- NE - Zone 2- North East Quadrant				
		Victory Park Event Complex/ Clubhouse	7777 Victory LN	07/03/2023
		Victory Park Event Complex/ Clubhouse	7777 Victory LN	07/03/2023
		Victory Park Event Complex/ Clubhouse	7777 Victory LN	07/05/2023
		North Ridgeville Police Station/City Hall	7307 Avon Belden RD	07/05/2023
		Elite K911	31740 Cook RD	07/05/2023
		Lorain County Health & Dental	35557 Center Ridge RD	07/06/2023
		Chipotle	34800 Center Ridge RD	07/06/2023
	Mills Creek Commons 5	Mills Creek Commons Vacant Space/ Dog Training	32660 Center Ridge RD	07/06/2023
	Mills Creek Commons 6	Equinox Salon	32662 Center Ridge RD	07/06/2023
	Dreco 3	D & D Moving & Storage Inc.	7881 Root RD	07/06/2023
		Leppo Rents - Bobcat of Cleveland West	32200 Lorain RD	07/11/2023
		Chipotle	34800 Center Ridge RD	07/11/2023
		Victory Park Event Complex/ Clubhouse	7777 Victory LN	07/11/2023
		KinderCare	7171 Lear Nagle RD	07/11/2023
		Victory Park Event Complex/ Clubhouse	7777 Victory LN	07/12/2023
		St. Peter's Grounds Building	6920 Root RD	07/13/2023
		Lorain County Health & Dental	35557 Center Ridge RD	07/13/2023
		North Ridge Apartments	35900 Westminister AVE	07/13/2023
		Get Go from Giant Eagle	34179 Center Ridge	07/14/2023
		Get Go from Giant Eagle	34179 Center Ridge	07/14/2023



ZONE	ID	OCCUPANCY	ADDRESS	INSPECTED
	Rini's Plaza 2	Giant Eagle #0199	34325 Center Ridge RD	07/14/2023
	Rini's Plaza 2	Giant Eagle #0199	34325 Center Ridge RD	07/14/2023
	Mills Creek Commons 6	Equinox Salon	32662 Center Ridge RD	07/14/2023
		North Ridgeville Police Department	7070 Ranger WAY	07/14/2023
		A.M. Maven Marketing	33460 Liberty PKY	07/18/2023
		North Ridgeville Education Center/ECLC	5490 Mills Creek LN	07/18/2023
		North Ridgeville Academic Center	34620 Bainbridge RD	07/18/2023
		Victory Park Event Complex/ Clubhouse	7777 Victory LN	07/18/2023
		Corn Festival	7000 Ranger WAY	07/19/2023
		Lorain County Health & Dental	35557 Center Ridge RD	07/20/2023
		Victory Park Event Complex/ Clubhouse	7777 Victory LN	07/20/2023
		Lorain County Health & Dental	35557 Center Ridge RD	07/21/2023
	Mills Creek Plaza 8	Bullfrog's Sports Cafe	33137 Center Ridge RD	07/21/2023
		North Ridgeville Police Department	7070 Ranger WAY	07/24/2023
		North Ridgeville Police Department	7070 Ranger WAY	07/24/2023
		Victory Park Event Complex/ Clubhouse	7777 Victory LN	07/24/2023
		Victory Park Event Complex/ Clubhouse	7777 Victory LN	07/25/2023
		Victory Park Event Complex/ Clubhouse	7777 Victory LN	07/25/2023
		Corn Festival	7000 Ranger WAY	07/25/2023
		Doctor Boukas/ Traveling Smiles Pediatric Dentistry	34155 Center Ridge RD	07/26/2023
		Tacos Del Pueblos Mexican Grill	34173 Center Ridge RD	07/26/2023
		Victory Park Event Complex/ Clubhouse	7777 Victory LN	07/26/2023
	Mills Creek Plaza 8	Bullfrog's Sports Cafe	33137 Center Ridge RD	07/26/2023
	Mills Creek Plaza 8	Bullfrog's Sports Cafe	33137 Center Ridge RD	07/26/2023
		North Ridgeville Police Department	7070 Ranger WAY	07/27/2023
		North Ridgeville Police Department	7070 Ranger WAY	07/27/2023
		North Ridge Apartments	35900 Westminister AVE	07/28/2023
		Marc's	34800 Center Ridge RD	07/31/2023

Zone 4- SE - Zone 4- South East Quadrant

		83 & Chestnut Pub And Eatery	9001 Avon Belden RD	07/06/2023
		Danbury Senior Living	33770 Bagley RD	07/11/2023
		Burger King	32533 Lorain RD	07/11/2023
		North Ridge Christian Life Church	8877 Avon Belden RD	07/17/2023
		Burger King	32533 Lorain RD	07/27/2023
		83 & Chestnut Pub And Eatery	9001 Avon Belden RD	07/28/2023
		Culver's Restaurant	32626 Lorain RD	07/28/2023
		Culver's Restaurant	32626 Lorain RD	07/28/2023
		Culver's Restaurant	32626 Lorain RD	07/31/2023
		Culver's Restaurant	32626 Lorain RD	07/31/2023



North Ridgeville Fire Department

North Ridgeville, OH

This report was generated on 8/7/2023 10:28:39 AM



Count of Occupancies Inspected per Occupancy Type per Inspection Type for Date Range

Start Date: 07/01/2023 | End Date: 07/31/2023

OCCUPANCY	COUNT
INSPECTION TYPE: Annual	
Apartment Complex	1
Assembly	1
Athletic/Health Clubs	1
Church/Places of Worship	1
Elementary School	1
Gas/Service Station	1
General Business/Merchandise	2
Offices-General Business	2
Restaurant	2
INSPECTION TYPE: Complaint	
Storage/Warehouse Facility	1
INSPECTION TYPE: FDC Acceptance Test	
Industrial /Manufacturing Facility	2
INSPECTION TYPE: Final Occupancy Inspection Acceptance Test	
Offices-General Business	1
INSPECTION TYPE: Fire Alarm System Test- Annual	
Gas/Service Station	1
General Business/Merchandise	1
INSPECTION TYPE: Fire Line Acceptance Test	
Doctor/Dentist Office	1
Industrial /Manufacturing Facility	1
Restaurant	1
INSPECTION TYPE: Fire Line Spot Inspection	
Assembly	3
General Business/Merchandise	1
Industrial /Manufacturing Facility	4
INSPECTION TYPE: Fire Safety During Construction	
Doctor/Dentist Office	2
Industrial /Manufacturing Facility	1
Medical/Dental/Clinic Facility	1
Offices-General Business	1
Police Station	3
Restaurant	2
INSPECTION TYPE: Firework Show Inspection	
Athletic/Health Clubs	1

Locked inspections only.



emergencyreporting.com

Doc Id: 1132

Page # 1 of 2

OCCUPANCY	COUNT
INSPECTION TYPE: Investigation of an emergency incident	
Governmental Offices	1
INSPECTION TYPE: Knox Box Placement and Secured	
General Business/Merchandise	1
Police Station	1
Restaurant	1
INSPECTION TYPE: Plan Review	
Animal Hospital, Clinic, Kennel or Pound	1
Assembly	2
Athletic/Health Clubs	6
Doctor/Dentist Office	1
Industrial /Manufacturing Facility	3
Storage/Warehouse Facility	1
INSPECTION TYPE: Pre Inspection Meeting	
Apartment Complex	1
Assembly	2
Athletic/Health Clubs	3
INSPECTION TYPE: Sprinkler System Install Spot Inspection	
Assembly	1
Police Station	1
INSPECTION TYPE: Sprinkler System Test-Annual	
Assisted Living	1
Elementary School	1
Middle School	1
INSPECTION TYPE: Wet Chemical Sprinkler System Semi-Annual Test	
Assembly	1
Restaurant	1
Total # of Inspections:	71

Locked inspections only.



North Ridgeville Fire Department

North Ridgeville, OH

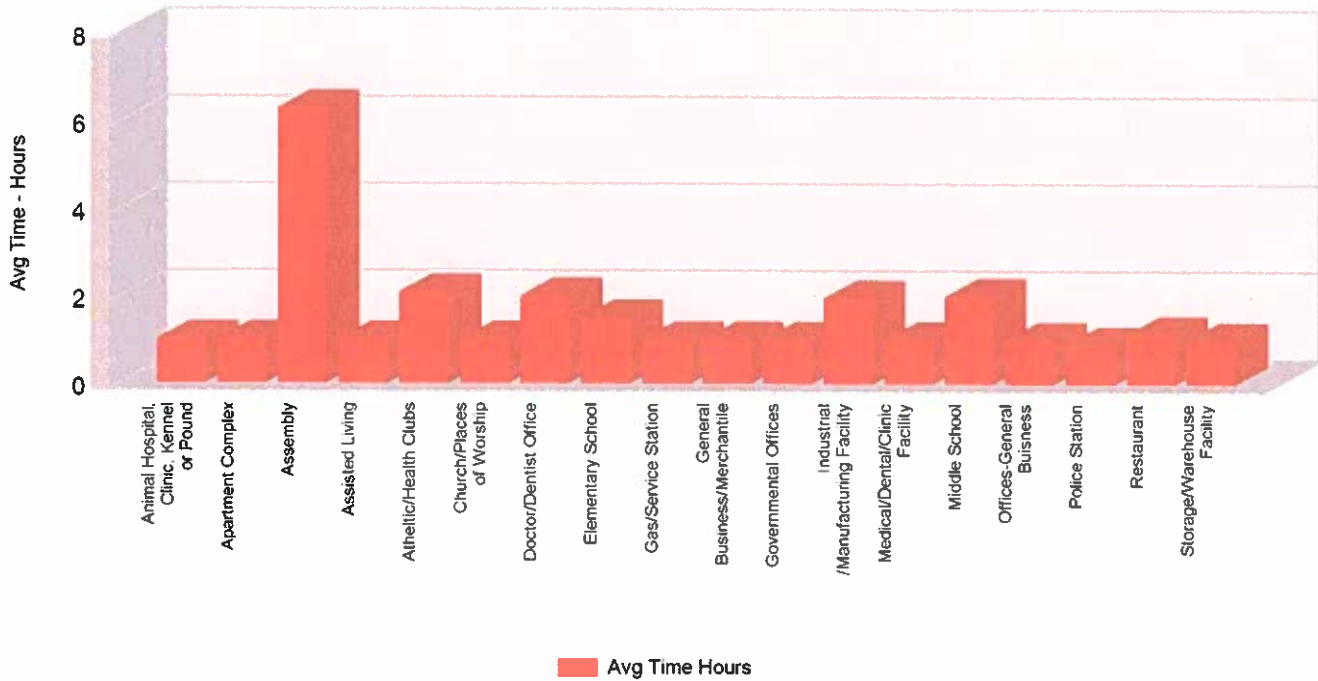
This report was generated on 8/7/2023 10:29:06 AM



Average Inspection Time per Occupancy Type for Date Range

Start Date: 07/01/2023 | End Date: 07/31/2023

Average Inspections Time for Occupancy Type



OCCUPANCY TYPE	AVERAGE TIME (minutes)
Animal Hospital, Clinic, Kennel or Pound	1:00:00
Apartment Complex	1:00:00
Assembly	6:18:00
Assisted Living	1:00:00
Athletic/Health Clubs	2:05:27
Church/Places of Worship	1:00:00
Doctor/Dentist Office	2:00:00
Elementary School	1:30:00
Gas/Service Station	1:00:00
General Business/Merchandise	1:00:00
Governmental Offices	1:00:00
Industrial /Manufacturing Facility	1:57:16
Medical/Dental/Clinic Facility	1:00:00
Middle School	2:00:00
Offices-General Buisness	1:00:00
Police Station	0:54:00
Restaurant	1:08:34

Only inspections with TIME IN and TIME OUT information provided are included in the INSPECTION TIME calculations.

OCCUPANCY TYPE	AVERAGE TIME (minutes)
Storage/Warehouse Facility	1:00:00

Only inspections with TIME IN and TIME OUT information provided are included in the INSPECTION TIME calculations.



North Ridgeville Fire Department

North Ridgeville, OH

This report was generated on 8/7/2023 10:29:34 AM



Daily Log Items per Personnel for Activity Code for Personnel

Activity Codes: All Activity Codes | Personnel: Uhnak, Michael | Start Time: 00:00 | End Time: 23:00 | Start Date: 07/01/2023 | End Date: 07/31/2023

START	END	LOG TYPE	APPARATUS	NOTES	HOURS
Uhnak, Michael					
07/03/2023 08:00:00	07/03/2023 09:00:00	DAYBOOK			1.00
07/03/2023 09:00:00	07/03/2023 11:00:00	INSPECTION		An inspection was completed for Dayton Freight by Uhnak, Michael	2.00
07/03/2023 11:00:00	07/03/2023 12:00:00	DAYBOOK		Research Fireworks Code Requirements	1.00
07/03/2023 12:00:00	07/03/2023 13:00:00	DAYBOOK			1.00
07/03/2023 13:00:00	07/03/2023 14:00:00	INSPECTION		An inspection was completed for Victory Park Event Complex/ Clubhouse by Uhnak, Michael	1.00
07/03/2023 15:00:00	07/03/2023 23:00:00	INSPECTION		An inspection was completed for Victory Park Event Complex/ Clubhouse by Uhnak, Michael	8.00
07/05/2023 08:00:00	07/05/2023 10:00:00	INSPECTION		An inspection was completed for Victory Park Event Complex/ Clubhouse by Uhnak, Michael	2.00
07/05/2023 10:00:00	07/05/2023 11:00:00	INSPECTION		An inspection was completed for North Ridgeville Police Station/City Hall by Uhnak, Michael	1.00
07/05/2023 11:00:00	07/05/2023 12:00:00	INSPECTION		An inspection was completed for Elite K911 by Uhnak, Michael	1.00
07/05/2023 12:00:00	07/05/2023 13:00:00	DAYBOOK			1.00
07/05/2023 13:00:00	07/05/2023 14:00:00	DAYBOOK			1.00
07/05/2023 14:00:00	07/05/2023 16:00:00	INSPECTION		An inspection was completed for Dayton Freight by Uhnak, Michael	2.00
07/06/2023 08:00:00	07/06/2023 09:00:00	DAYBOOK			1.00
07/06/2023 09:00:00	07/06/2023 10:00:00	INSPECTION		An inspection was completed for D & D Moving & Storage Inc. by Uhnak, Michael	1.00
07/06/2023 10:00:00	07/06/2023 11:00:00	INSPECTION		An inspection was completed for 83 & Chestnut Pub And Eatery by Uhnak, Michael	1.00
07/06/2023 11:00:00	07/06/2023 12:00:00	INSPECTION		An inspection was completed for Lorain County Health & Dental by Uhnak, Michael	1.00
07/06/2023 12:00:00	07/06/2023 13:00:00	INSPECTION		An inspection was completed for Chipotle by Uhnak, Michael	1.00
07/06/2023 13:00:00	07/06/2023 14:00:00	INSPECTION		An inspection was completed for Equinox Salon by Uhnak, Michael	1.00
07/06/2023 14:00:00	07/06/2023 15:00:00	INSPECTION		An inspection was completed for Mills Creek Commons Vacant Space/ Dog Training by Uhnak, Michael	1.00
07/06/2023 15:00:00	07/06/2023 16:00:00	DAYBOOK			1.00
07/07/2023 08:00:00	07/07/2023 09:00:00	DAYBOOK			1.00
07/07/2023 09:00:00	07/07/2023 11:00:00	INSPECTION		An inspection was completed for Dayton Freight by Uhnak, Michael	2.00
07/07/2023 11:00:00	07/07/2023 12:00:00	DAYBOOK			1.00
07/10/2023 08:00:00	07/10/2023 09:00:00	DAYBOOK		Fire Protection System Inspections for the City.	1.00
07/10/2023 09:00:00	07/10/2023 10:00:00	DAYBOOK			1.00
07/10/2023 12:00:00	07/10/2023 13:00:00	DAYBOOK			1.00
07/10/2023 13:00:00	07/10/2023 15:00:00	INSPECTION		An inspection was completed for Dayton Freight by Uhnak, Michael	2.00
07/10/2023 15:00:00	07/10/2023 16:30:00	DAYBOOK		Investigation of a structure fire: 6044 Wallace	1.50
07/11/2023 08:00:00	07/11/2023 09:00:00	DAYBOOK			1.00
07/11/2023 09:00:00	07/11/2023 10:00:00	INSPECTION		An inspection was completed for KinderCare by Uhnak, Michael	1.00
07/11/2023 10:00:00	07/11/2023 11:00:00	INSPECTION		An inspection was completed for Danbury Senior Living by Uhnak, Michael	1.00
07/11/2023 11:00:00	07/11/2023 12:00:00	INSPECTION		An inspection was completed for Burger King by Uhnak, Michael	1.00
07/11/2023 12:00:00	07/11/2023 13:00:00	INSPECTION		An inspection was completed for Leppo Rents - Bobcat of Cleveland West by Uhnak, Michael	1.00
07/11/2023 13:00:00	07/11/2023 15:00:00	INSPECTION		An inspection was completed for Chipotle by Uhnak, Michael	2.00

Lists the Daily Log items, grouped by Personnel, corresponding to the selected Activity Code and Personnel.



START	END	LOG TYPE	APPARATUS	NOTES	HOURS
07/11/2023 15:00:00	07/11/2023 16:00:00	INSPECTION		An inspection was completed for Victory Park Event Complex/ Clubhouse by Uhnak, Michael	1.00
07/12/2023 08:00:00	07/12/2023 10:00:00	DAYBOOK		Scheduling: Schools annual inspections Mills Creek Commons	2.00
07/12/2023 10:00:00	07/12/2023 12:00:00	INSPECTION		An inspection was completed for Victory Park Event Complex/ Clubhouse by Uhnak, Michael	2.00
07/12/2023 12:00:00	07/12/2023 13:00:00	DAYBOOK			1.00
07/12/2023 13:00:00	07/12/2023 16:00:00	INSPECTION		An inspection was completed for Dayton Freight by Uhnak, Michael	3.00
07/13/2023 08:00:00	07/13/2023 09:00:00	DAYBOOK		Meeting with UH to discuss the Victory Park Concerts.	1.00
07/13/2023 09:00:00	07/13/2023 10:00:00	DAYBOOK			1.00
07/13/2023 10:00:00	07/13/2023 11:00:00	INSPECTION		An inspection was completed for Lorain County Public Library-North Ridgeville Branch by Uhnak, Michael	1.00
07/13/2023 11:00:00	07/13/2023 12:00:00	INSPECTION		An inspection was completed for St. Peter's Grounds Building by Uhnak, Michael	1.00
07/13/2023 12:00:00	07/13/2023 13:00:00	DAYBOOK			1.00
07/13/2023 13:00:00	07/13/2023 14:00:00	INSPECTION		An inspection was completed for Lorain County Health & Dental by Uhnak, Michael	1.00
07/13/2023 15:00:00	07/13/2023 16:00:00	INSPECTION		An inspection was completed for North Ridge Apartments by Uhnak, Michael	1.00
07/14/2023 08:00:00	07/14/2023 09:00:00	INSPECTION		An inspection was completed for Get Go from Giant Eagle by Uhnak, Michael	1.00
07/14/2023 09:00:00	07/14/2023 10:00:00	INSPECTION		An inspection was completed for Get Go from Giant Eagle by Uhnak, Michael	1.00
07/14/2023 10:00:00	07/14/2023 11:00:00	INSPECTION		An inspection was completed for Giant Eagle #0199 by Uhnak, Michael	1.00
07/14/2023 11:00:00	07/14/2023 12:00:00	INSPECTION		An inspection was completed for Giant Eagle #0199 by Uhnak, Michael	1.00
07/14/2023 12:00:00	07/14/2023 13:00:00	INSPECTION		An inspection was completed for Equinox Salon by Uhnak, Michael	1.00
07/14/2023 13:00:00	07/14/2023 14:00:00	DAYBOOK			1.00
07/14/2023 14:00:00	07/14/2023 15:00:00	INSPECTION		An inspection was completed for North Ridgeville Police Department by Uhnak, Michael	1.00
07/14/2023 15:00:00	07/14/2023 16:00:00	DAYBOOK			1.00
07/17/2023 08:00:00	07/17/2023 09:00:00	DAYBOOK			1.00
07/17/2023 09:00:00	07/17/2023 11:30:00	INSPECTION		An inspection was completed for Dayton Freight by Uhnak, Michael	2.50
07/17/2023 11:30:00	07/17/2023 12:30:00	DAYBOOK			1.00
07/17/2023 12:30:00	07/17/2023 13:00:00	INSPECTION		An inspection was completed for Dayton Freight by Uhnak, Michael	0.50
07/17/2023 13:00:00	07/17/2023 14:00:00	INSPECTION		An inspection was completed for North Ridge Christian Life Church by Uhnak, Michael	1.00
07/18/2023 08:00:00	07/18/2023 09:00:00	DAYBOOK			1.00
07/18/2023 09:00:00	07/18/2023 11:00:00	INSPECTION		An inspection was completed for North Ridgeville Academic Center by Uhnak, Michael	2.00
07/18/2023 10:00:00	07/18/2023 11:00:00	INSPECTION		An inspection was completed for A.M. Maven Marketing by Uhnak, Michael	1.00
07/18/2023 11:00:00	07/18/2023 12:00:00	INSPECTION		An inspection was completed for Victory Park Event Complex/ Clubhouse by Uhnak, Michael	1.00
07/18/2023 12:00:00	07/18/2023 13:00:00	DAYBOOK			1.00
07/18/2023 13:00:00	07/18/2023 15:00:00	INSPECTION		An inspection was completed for North Ridgeville Education Center/ECLC by Uhnak, Michael	2.00
07/18/2023 15:00:00	07/18/2023 16:00:00	DAYBOOK		Reports: NRCS Sprinkler System Inspection Victory Park Pre Inspection Meeting	1.00
07/19/2023 08:00:00	07/19/2023 09:30:00	DAYBOOK			1.50
07/19/2023 09:30:00	07/19/2023 12:00:00	INSPECTION		An inspection was completed for Dayton Freight by Uhnak, Michael	2.50
07/19/2023 12:00:00	07/19/2023 13:00:00	DAYBOOK			1.00
07/20/2023 08:00:00	07/20/2023 09:00:00	DAYBOOK			1.00
07/20/2023 09:00:00	07/20/2023 10:00:00	DAYBOOK		Meeting with Chiefs and Streets to discuss Victory Park	1.00
07/20/2023 10:00:00	07/20/2023 12:00:00	INSPECTION		An inspection was completed for Victory Park Event Complex/ Clubhouse by Uhnak, Michael	2.00
07/20/2023 12:00:00	07/20/2023 13:00:00	DAYBOOK			1.00
07/20/2023 13:00:00	07/20/2023 15:00:00	INSPECTION		An inspection was completed for Dayton Freight by Uhnak, Michael	2.00
07/20/2023 15:00:00	07/20/2023 16:00:00	INSPECTION		An inspection was completed for Lorain County Health & Dental by Uhnak, Michael	1.00

Lists the Daily Log items, grouped by Personnel, corresponding to the selected Activity Code and Personnel.

START	END	LOG TYPE	APPARATUS	NOTES	HOURS
07/21/2023 08:00:00	07/21/2023 13:00:00	INSPECTION		An inspection was completed for Lorain County Health & Dental by Uhnak, Michael	5.00
07/21/2023 13:00:00	07/21/2023 14:00:00	INSPECTION		An inspection was completed for Bullfrog's Sports Cafe by Uhnak, Michael	1.00
07/21/2023 14:00:00	07/21/2023 15:00:00	DAYBOOK			1.00
07/21/2023 15:00:00	07/21/2023 16:00:00	DAYBOOK			1.00
07/24/2023 08:00:00	07/24/2023 09:00:00	DAYBOOK			1.00
07/24/2023 09:00:00	07/24/2023 09:30:00	INSPECTION		An inspection was completed for North Ridgeville Police Department by Uhnak, Michael	0.50
07/24/2023 09:30:00	07/24/2023 10:30:00	INSPECTION		An inspection was completed for North Ridgeville Police Department by Uhnak, Michael	1.00
07/24/2023 10:30:00	07/24/2023 12:30:00	INSPECTION		An inspection was completed for Victory Park Event Complex/ Clubhouse by Uhnak, Michael	2.00
07/24/2023 12:30:00	07/24/2023 13:30:00	DAYBOOK			1.00
07/24/2023 13:30:00	07/24/2023 15:30:00	DAYBOOK		EMS Con-Ed. Refusals	2.00
07/25/2023 09:00:00	07/25/2023 11:00:00	INSPECTION		An inspection was completed for Victory Park Event Complex/ Clubhouse by Uhnak, Michael	2.00
07/25/2023 11:00:00	07/25/2023 12:00:00	INSPECTION		An inspection was completed for Victory Park Event Complex/ Clubhouse by Uhnak, Michael	1.00
07/25/2023 12:00:00	07/27/2023 14:00:00	INSPECTION		An inspection was completed for Corn Festival by Uhnak, Michael	50.00
07/25/2023 14:00:00	07/25/2023 15:00:00	DAYBOOK			1.00
07/25/2023 15:00:00	07/25/2023 16:00:00	DAYBOOK			1.00
07/26/2023 08:00:00	07/26/2023 09:00:00	INSPECTION		An inspection was completed for Victory Park Event Complex/ Clubhouse by Uhnak, Michael	1.00
07/26/2023 09:00:00	07/26/2023 10:00:00	INSPECTION		An inspection was completed for Doctor Boutkas/ Traveling Smiles Pediatric Dentistry by Uhnak, Michael	1.00
07/26/2023 10:00:00	07/26/2023 11:00:00	INSPECTION		An inspection was completed for Tacos Del Pueblos Mexican Grill by Uhnak, Michael	1.00
07/26/2023 11:00:00	07/26/2023 13:00:00	INSPECTION		An inspection was completed for Dayton Freight by Uhnak, Michael	2.00
07/26/2023 13:00:00	07/26/2023 15:00:00	INSPECTION		An inspection was completed for Bullfrog's Sports Cafe by Uhnak, Michael	2.00
07/26/2023 15:00:00	07/26/2023 16:00:00	INSPECTION		An inspection was completed for Bullfrog's Sports Cafe by Uhnak, Michael	1.00
07/27/2023 08:00:00	07/27/2023 09:00:00	INSPECTION		An inspection was completed for North Ridgeville Police Department by Uhnak, Michael	1.00
07/27/2023 09:00:00	07/27/2023 10:00:00	INSPECTION		An inspection was completed for North Ridgeville Police Department by Uhnak, Michael	1.00
07/27/2023 10:00:00	07/27/2023 12:00:00	INSPECTION		Interviews for the Adm. Asst. Position	2.00
07/27/2023 12:00:00	07/27/2023 13:00:00	DAYBOOK			1.00
07/27/2023 13:00:00	07/27/2023 14:00:00	INSPECTION		An inspection was completed for Transcendence Health by Uhnak, Michael	1.00
07/27/2023 15:00:00	07/27/2023 16:00:00	INSPECTION		An inspection was completed for Burger King by Uhnak, Michael	1.00
07/28/2023 08:00:00	07/28/2023 09:00:00	INSPECTION		An inspection was completed for 83 & Chestnut Pub And Eatery by Uhnak, Michael	1.00
07/28/2023 09:00:00	07/28/2023 10:00:00	INSPECTION		An inspection was completed for North Ridge Apartments by Uhnak, Michael	1.00
07/28/2023 10:00:00	07/28/2023 11:00:00	INSPECTION		An inspection was completed for Culver's Restaurant by Uhnak, Michael	1.00
07/28/2023 11:00:00	07/28/2023 12:00:00	INSPECTION		An inspection was completed for Culver's Restaurant by Uhnak, Michael	1.00
07/28/2023 12:00:00	07/28/2023 13:00:00	DAYBOOK			1.00
Total Hours for: Uhnak, Michael					190.00
Total of all Personnel Hours					190.00

Lists the Daily Log items, grouped by Personnel, corresponding to the selected Activity Code and Personnel.