



FIRE DEPARTMENT
MONTHLY REPORT
FEBRUARY 2024



North Ridgeville Fire Department

North Ridgeville, OH

This report was generated on 3/13/2024 9:32:14 AM



Incident Statistics

Zone(s): All Zones | Start Date: 02/01/2024 | End Date: 02/29/2024

INCIDENT COUNT			
INCIDENT TYPE		# INCIDENTS	
EMS		382	
FIRE		64	
TOTAL		446	
TOTAL TRANSPORTS (N2 and N3)			
APPARATUS	# of APPARATUS TRANSPORTS	# of PATIENT TRANSPORTS	TOTAL # of PATIENT CONTACTS
TOTAL			
PRE-INCIDENT VALUE		LOSSES	
\$500.00		\$500.00	
CO CHECKS			
424 - Carbon monoxide incident		3	
736 - CO detector activation due to malfunction		6	
TOTAL		9	
MUTUAL AID			
Aid Type		Total	
Aid Given		4	
Aid Received		7	
OVERLAPPING CALLS			
# OVERLAPPING		% OVERLAPPING	
173		38.79	
LIGHTS AND SIREN - AVERAGE RESPONSE TIME (Dispatch to Arrival)			
Station	EMS	FIRE	
Avon Fire Department	0:13:58		
North Ridgeville FD Station 1	0:06:29	0:06:37	
North Ridgeville FD Station 2	0:07:45	0:07:53	
AVERAGE FOR ALL CALLS		0:06:44	
LIGHTS AND SIREN - AVERAGE TURNOUT TIME (Dispatch to Enroute)			
Station	EMS	FIRE	
Avon Fire Department	0:02:00		
North Ridgeville FD Station 1	0:01:53	0:02:01	
North Ridgeville FD Station 2	0:01:48	0:02:26	
AVERAGE FOR ALL CALLS		0:01:52	

Only Reviewed Incidents included. EMS for Incident counts includes only 300 to 399 Incident Types. All other incident types are counted as FIRE. CO Checks only includes Incident Types: 424, 736 and 734. # Apparatus Transports = # of incidents where apparatus transported. # Patient Transports = All patients transported by EMS. # Patient Contacts = # of PCR contacted by apparatus. This report now returns both NEMSIS 2 & 3 data as appropriate. For overlapping calls that span over multiple days, total per month will not equal Total count for year.

AGENCY	AVERAGE TIME ON SCENE (MM:SS)
North Ridgeville Fire Department	14:25

Only Reviewed Incidents included. EMS for Incident counts includes only 300 to 399 Incident Types. All other incident types are counted as FIRE. CO Checks only includes Incident Types: 424, 736 and 734. # Apparatus Transports = # of incidents where apparatus transported. # Patient Transports = All patients transported by EMS. # Patient Contacts = # of PCR contacted by apparatus. This report now returns both NEMSIS 2 & 3 data as appropriate. For overlapping calls that span over multiple days, total per month will not equal Total count for year.



FIRE/RESCUE
SERVICES DATA



North Ridgeville Fire Department

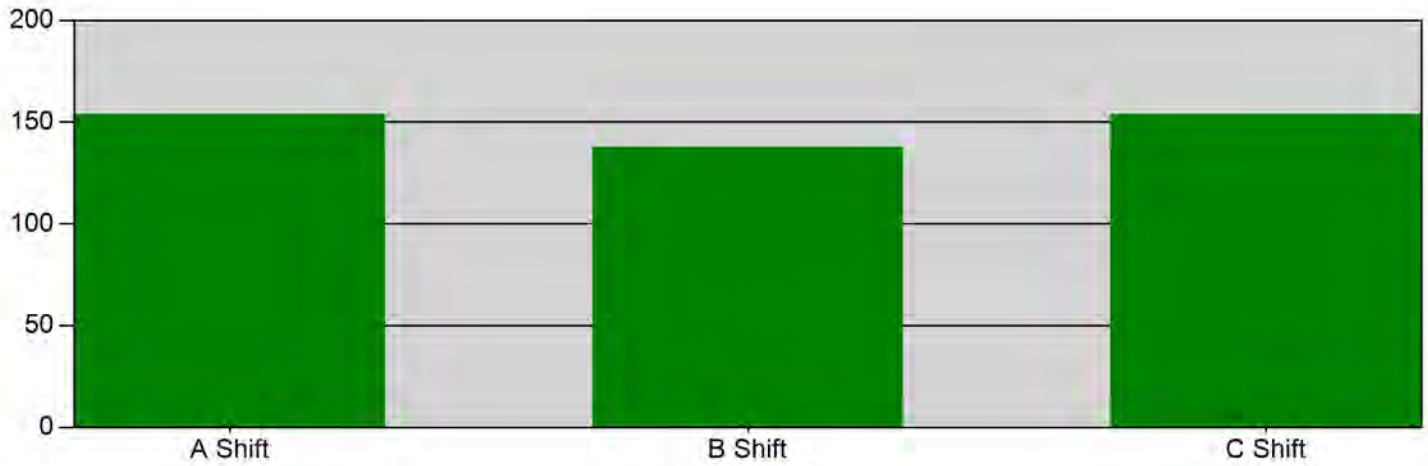
North Ridgeville, OH

This report was generated on 3/13/2024 9:35:01 AM



Incidents by Shift for Date Range

Start Date: 02/01/2024 | End Date: 02/29/2024



SHIFT	# INCIDENTS
A Shift	154
B Shift	138
C Shift	154

TOTAL: 446

Incidents with multiple EXPOSURES, with distinct stations, may create a slight difference between the report total and total number of actual incidents for the DATE RANGE provided. The totals reflect the # INCIDENTS each STATION was assigned. Only REVIEWED incidents included.



North Ridgeville Fire Department

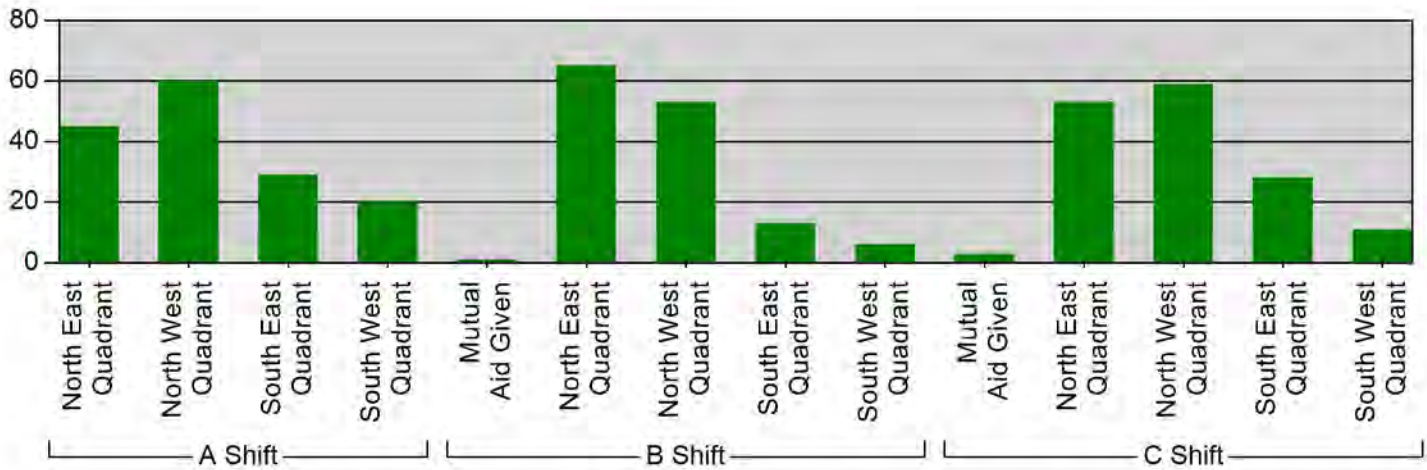
North Ridgeville, OH

This report was generated on 3/13/2024 9:38:21 AM



Incidents per Zone per Shift for Date Range

Start Date: 02/01/2024 | End Date: 02/29/2024



SHIFT	ZONE	# INCIDENTS
A Shift	North East Quadrant	45
	North West Quadrant	60
	South East Quadrant	29
	South West Quadrant	20
B Shift	Mutual Aid Given	1
	North East Quadrant	65
	North West Quadrant	53
	South East Quadrant	13
	South West Quadrant	6
C Shift	Mutual Aid Given	3
	North East Quadrant	53
	North West Quadrant	59
	South East Quadrant	28
	South West Quadrant	11

TOTAL: 446

The totals reflect the # INCIDENTS each STATION was assigned. Only REVIEWED incidents included.



North Ridgeville Fire Department

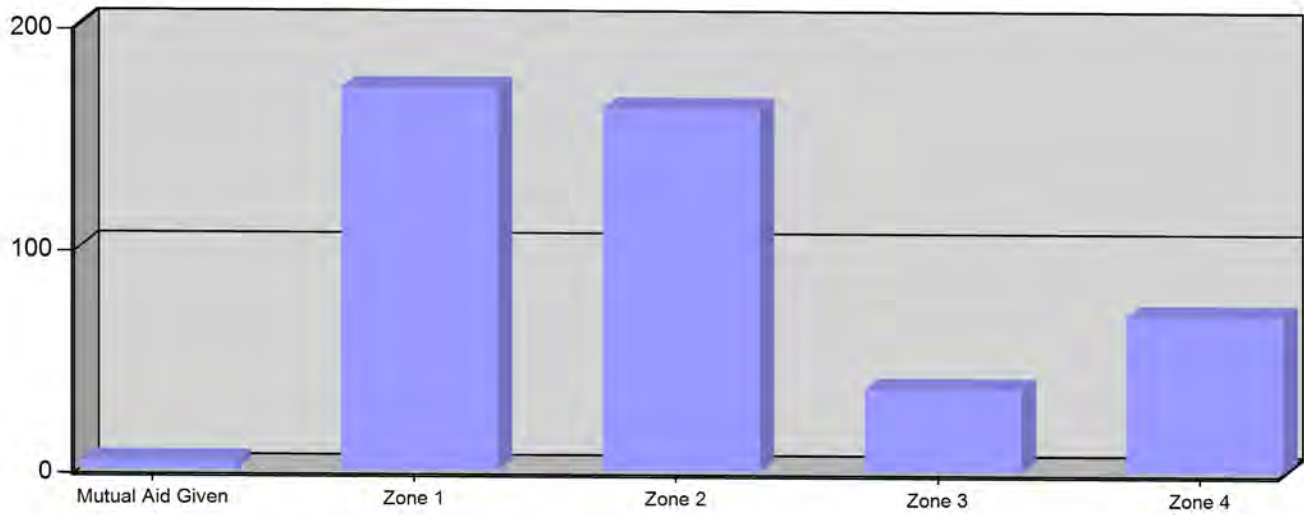
North Ridgeville, OH

This report was generated on 3/13/2024 9:39:05 AM



Incident Count per Zone for Date Range

Start Date: 02/01/2024 | End Date: 02/29/2024



ZONE	# INCIDENTS
Mutual Aid Given - Mutual Aid Given	4
Zone 1 - North West Quadrant	172
Zone 2 - North East Quadrant	163
Zone 3 - South West Quadrant	37
Zone 4 - South East Quadrant	70

TOTAL: 446

Zone information is defined on the Basic Info 3 screen of an incident. Only REVIEWED incidents included. Archived Zones cannot be unarchived.



emergencyreporting.com

Doc Id: 270

Page # 1 of 1

North Ridgeville Fire Department

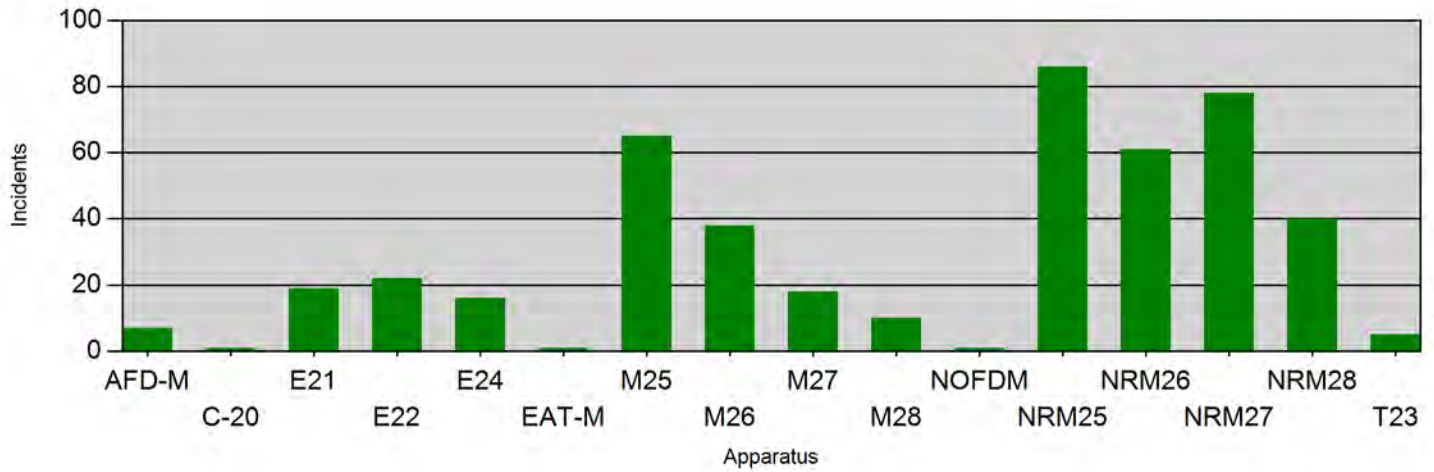
North Ridgeville, OH

This report was generated on 3/13/2024 9:40:09 AM



Incident Count per Apparatus for Date Range

Start Date: 02/01/2024 | End Date: 02/29/2024



APPARATUS	# of INCIDENTS
AFD-M	7
C-20	1
E21	19
E22	22
E24	16
EAT-M	1
M25	65
M26	38
M27	18
M28	10
NOFDM	1
NRM25	86
NRM26	61
NRM27	78
NRM28	40
T23	5

Cancelled apparatus (per the THIS APPARATUS WAS CANCELLED checkbox on Basic Info 4) not included. Only REVIEWED incidents included.



North Ridgeville Fire Department

North Ridgeville, OH

This report was generated on 3/13/2024 9:40:48 AM



Incidents Per Personnel and Apparatus for Date Range

Start Date: 02/01/2024 | End Date: 02/29/2024

Personnel	AFD-M-AFD Medic	C-20-Car 20	E21-Engine 21	E22-Engine 22	E24-Engine 24	EAT-M-Eaton Medic	M25-Medic 25	M26-Medic 26	M27-Medic 27	M28-	NOFDM-NOFD Medic	NRM25-Medic 25	NRM26-Medic 26	NRM27-Medic 27	NRM28-	T23-Truck 23	Totals
Acord, Steven				6	2		14			2		10		3	3		40
Bement, Joshua			5				3	8	2			10	16	6	2		52
Buescher, David			2		1			4	1				12				20
Campbell, Kory				6	4		10		5	4		9		6	3		47
Carbone, Mark			6					4		1			20		3		34
Castle, Andy			4		1			7	1				23	2	1		39
Chase, Gary			9	1			1	14	2			6	12	6			51
Chrosniak, Jason				1	4		4		2	3		6	3	7	7	2	39
Cominsky, Mark			1					6				1	19				27
Cook, Stephen B					8		1	1	6	4				13	11	2	46
Eberling, Colt			2					3					13				18
Erlenbach, Christopher				3	5		10		1	4		13		10	9	2	57
Federan, Christopher				11			22	6				8					47
Foster, William					2		2	5	6			4	6	15	4		44
Gerbas, Gabriel		1															1
Gradisek, Grant				2	1		13		2			4		7	1	2	32
Kattler, Dustin				3			14		1	1		11		10	5	1	46
Kenney, Richard					5		7		2	3		8		10	7	2	44
Knowlton, Richard				3	1		7		2	1		7		7			28
Logan, Brian				3	1		4		3			16		14			41
Mutual Aid, Squad Crew	5					1					1						7
Pocos, Kevin			8					17					16				41
Roberts, Benjamin				3	1		6		2			15		14	7	1	49
Rogers, Daniel									3	3		1		17	12	2	38
Shear, Alexander				2	3				8			5		33			51
Silvi, Justin			7	5			28	12				3					55
Smith, Luke				1	1		7		3			22		6	13	1	54
Souris, Constantine			6	1			2	11				3	19				42

Incidents Per Personnel and Apparatus for Date Range on reviewed cases



emergencyreporting.com

Doc Id: 1399

Page # 1 of 2

Stearns, Korey				3	5		4	1	1	1		29	3	9	4	1	61
Strahinic, Kirt			9	1	4		3	11	1	1		7	8	7	4	1	57
Student, Student							3		2			5		5			15
Tanzilli, Noah				6			7		1			19		11	5		49
Tolvay, Kerri				6			25		1	1		6		9	3		51
Torres, Kim				6	2		9		1	1		14		2	3		38
Trybus, Nathan				4	5		9		4			5		13	4	2	46
Uhnak, Michael		1															1
Warner, Chad				2			5					29			10	1	47
Williams, Michael			6					14					14				34

Incidents Per Personnel and Apparatus for Date Range on reviewed cases



North Ridgeville Fire Department

North Ridgeville, OH

This report was generated on 3/13/2024 9:42:53 AM



Incident Type Count per Station for Date Range

Start Date: 02/01/2024 | End Date: 02/29/2024

INCIDENT TYPE	# INCIDENTS
Station: 1 - NORTH RIDGEVILLE FD STATION 1	
113 - Cooking fire, confined to container	2
131 - Passenger vehicle fire	1
321 - EMS call, excluding vehicle accident with injury	279
322 - Motor vehicle accident with injuries	4
324 - Motor vehicle accident with no injuries.	3
412 - Gas leak (natural gas or LPG)	1
424 - Carbon monoxide incident	2
440 - Electrical wiring/equipment problem, other	1
500 - Service Call, other	2
522 - Water or steam leak	2
550 - Public service assistance, other	2
551 - Assist police or other governmental agency	1
554 - Assist invalid	1
600 - Good intent call, other	3
611 - Dispatched & cancelled en route	9
622 - No incident found on arrival at dispatch address	1
671 - HazMat release investigation w/no HazMat	1
733 - Smoke detector activation due to malfunction	2
735 - Alarm system sounded due to malfunction	1
736 - CO detector activation due to malfunction	4
740 - Unintentional transmission of alarm, other	2
743 - Smoke detector activation, no fire - unintentional	2
745 - Alarm system activation, no fire - unintentional	4
# Incidents for 1 - North Ridgeville FD Station 1:	330

Station: 2 - NORTH RIDGEVILLE FD STATION 2	
160 - Special outside fire, other	1
321 - EMS call, excluding vehicle accident with injury	95
410 - Combustible/flammable gas/liquid condition, other	1
412 - Gas leak (natural gas or LPG)	1
420 - Toxic condition, other	1
424 - Carbon monoxide incident	1
500 - Service Call, other	1
554 - Assist invalid	2
561 - Unauthorized burning	1
611 - Dispatched & cancelled en route	2

Only REVIEWED incidents included.



INCIDENT TYPE	# INCIDENTS
622 - No incident found on arrival at dispatch address	3
730 - System malfunction, other	1
733 - Smoke detector activation due to malfunction	1
735 - Alarm system sounded due to malfunction	1
736 - CO detector activation due to malfunction	2
743 - Smoke detector activation, no fire - unintentional	1
# Incidents for 2 - North Ridgeville FD Station 2:	115

Station: AFD - AVON FIRE DEPARTMENT	
321 - EMS call, excluding vehicle accident with injury	1
# Incidents for AFD - Avon Fire Department:	1

Only REVIEWED incidents included.

North Ridgeville Fire Department

North Ridgeville, OH

This report was generated on 3/13/2024 9:43:22 AM



Average Response Time for Agency for Date Range

Start Date: 02/01/2024 | End Date: 02/29/2024

AGENCY	AVERAGE RESPONSE TIME MM:SS (Dispatch to Arrived)
North Ridgeville Fire Department	6:50

Only REVIEWED incidents included



North Ridgeville Fire Department

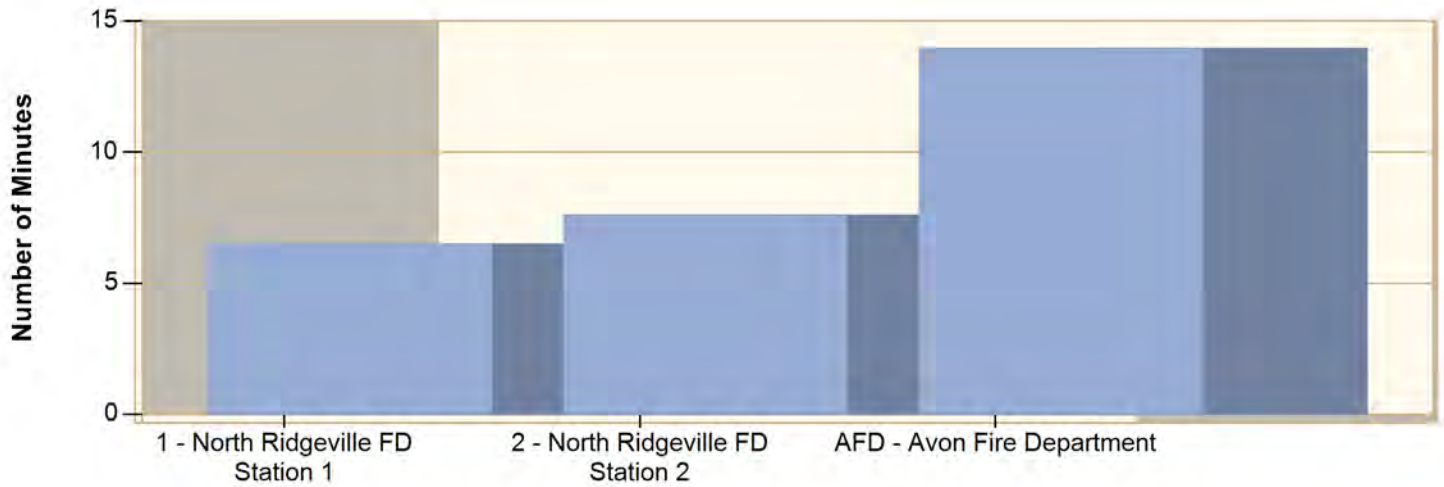
North Ridgeville, OH

This report was generated on 3/13/2024 9:43:56 AM



Average Response Time per Station for Date Range

Start Date: 02/01/2024 | End Date: 02/29/2024



STATION	AVERAGE RESPONSE MM:SS (Dispatch to Arrived)
1 - North Ridgeville FD Station 1	6:30
2 - North Ridgeville FD Station 2	7:36
AFD - Avon Fire Department	13:58

AVERAGE RESPONSE TIME calculated from the average time difference between DISPATCH and ARRIVED times on Basic Info 4. Only REVIEWED incidents included.



emergencyreporting.com

Doc Id: 56

Page # 1 of 1

North Ridgeville Fire Department

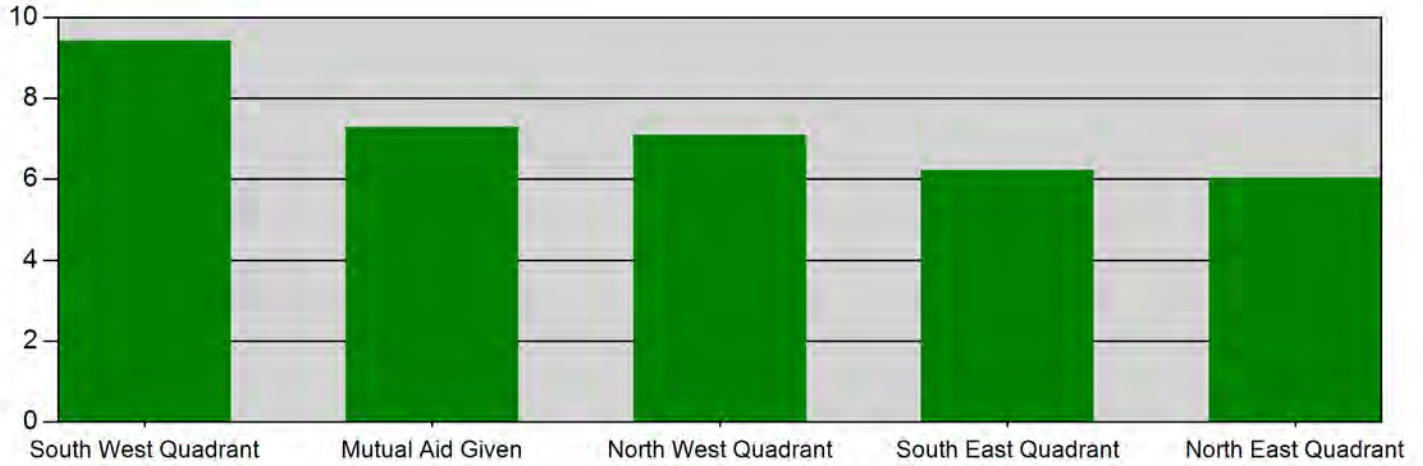
North Ridgeville, OH

This report was generated on 3/13/2024 9:45:27 AM



Average Response Time per Zone for Date Range

Start Date: 02/01/2024 | End Date: 02/29/2024



Zone	AVERAGE RESPONSE TIME in minutes (Dispatch to Arrived)
Zone 3 - South West Quadrant	9:43
Mutual Aid Given - Mutual Aid Given	7:28
Zone 1 - North West Quadrant	7:09
Zone 4 - South East Quadrant	6:22
Zone 2 - North East Quadrant	6:03

Only REVIEWED incidents included



North Ridgeville Fire Department

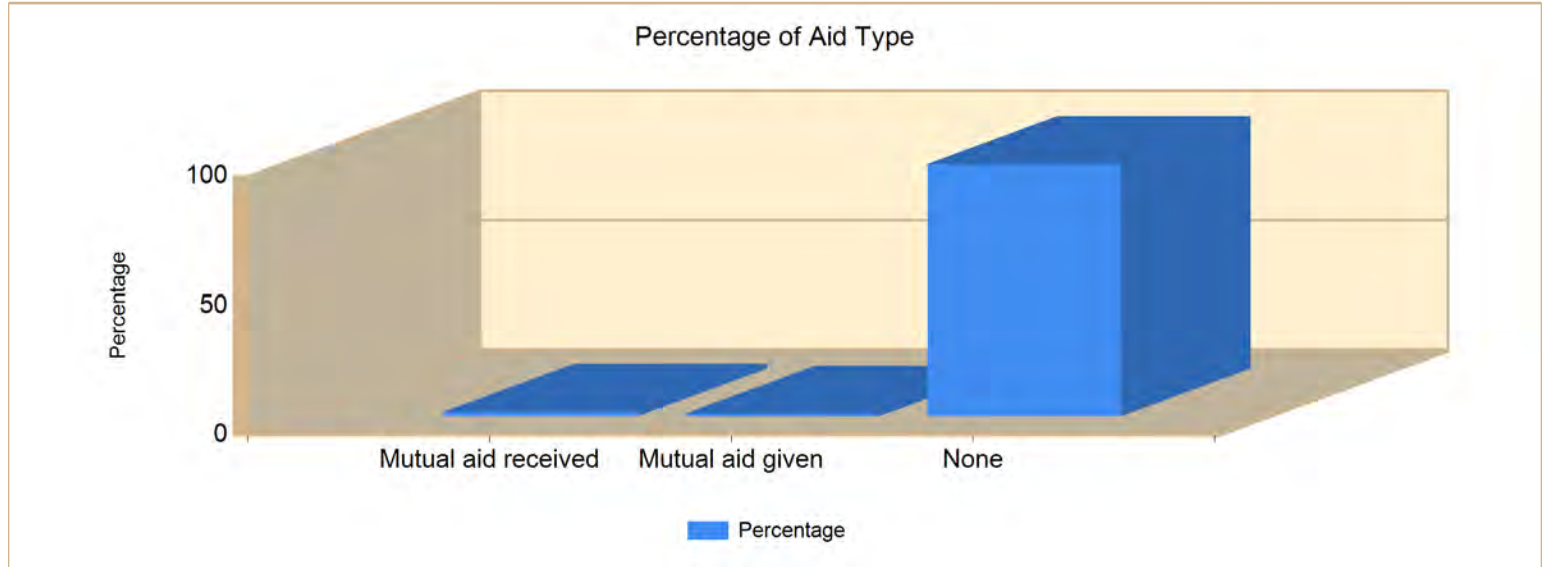
North Ridgeville, OH

This report was generated on 3/13/2024 9:46:22 AM



Count of Aid Given and Received for Incidents for Date Range

Start Date: 02/01/2024 | End Date: 02/29/2024



AID TYPE	TOTAL	% of TOTAL
Mutual aid received	7	1.6%
Mutual aid given	4	0.9%
None	435	97.5%

Only REVIEWED incidents included



North Ridgeville Fire Department

North Ridgeville, OH

This report was generated on 3/13/2024 9:46:52 AM



Count of Overlapping Incidents for Station for Date Range

Station: All Stations | Start Date: 02/01/2024 | End Date: 02/29/2024

# OVERLAPPING	% OVERLAPPING	TOTAL
173	38.79	446

OVERLAPPING INCIDENT DETAILS				
ALARM	CLEAR/CANCEL	INCIDENT #	INCIDENT TYPE	ZONE
2/1/2024				
2/1/2024 12:36:54 AM	2/1/2024 12:58:37 AM	2024-517	321	North West Quadrant
2/1/2024 12:46:27 AM	2/1/2024 1:16:25 AM	2024-518	321	South East Quadrant
2/2/2024				
2/2/2024 8:29:07 AM	2/2/2024 8:49:40 AM	2024-537	321	South West Quadrant
2/2/2024 8:34:38 AM	2/2/2024 8:43:48 AM	2024-538	321	North West Quadrant
2/2/2024 8:54:40 AM	2/2/2024 9:27:31 AM	2024-539	321	North East Quadrant
2/2/2024 9:07:12 AM	2/2/2024 9:31:19 AM	2024-540	321	North East Quadrant
2/2/2024 9:28:11 AM	2/2/2024 9:52:56 AM	2024-541	321	North East Quadrant
2/2/2024 9:39:38 AM	2/2/2024 10:09:36 AM	2024-542	321	South East Quadrant
2/2/2024 9:45:47 AM	2/2/2024 10:21:36 AM	2024-543	321	North East Quadrant
2/2/2024 9:28:32 PM	2/2/2024 9:56:00 PM	2024-545	321	North East Quadrant
2/2/2024 9:43:37 PM	2/2/2024 10:06:29 PM	2024-546	321	North East Quadrant
2/3/2024				
2/3/2024 9:26:23 AM	2/3/2024 9:45:21 AM	2024-550	321	North East Quadrant
2/3/2024 9:45:04 AM	2/3/2024 9:58:00 AM	2024-551	736	North East Quadrant
2/3/2024 4:32:25 PM	2/3/2024 4:55:24 PM	2024-554	321	North West Quadrant
2/3/2024 4:50:20 PM	2/3/2024 5:07:19 PM	2024-555	321	North West Quadrant
2/3/2024 4:59:51 PM	2/3/2024 5:02:38 PM	2024-556	321	North West Quadrant
2/4/2024				
2/4/2024 7:49:42 AM	2/4/2024 8:21:40 AM	2024-564	321	North West Quadrant
2/4/2024 8:17:51 AM	2/4/2024 8:45:08 AM	2024-565	321	North West Quadrant
2/4/2024 10:05:02 AM	2/4/2024 10:38:22 AM	2024-566	321	North West Quadrant
2/4/2024 10:37:30 AM	2/4/2024 10:58:56 AM	2024-567	321	North West Quadrant
2/4/2024 10:49:34 AM	2/4/2024 11:10:51 AM	2024-568	321	North West Quadrant
2/4/2024 11:44:27 AM	2/4/2024 12:07:58 PM	2024-570	321	South East Quadrant
2/4/2024 11:49:56 AM	2/4/2024 12:05:28 PM	2024-571	321	North West Quadrant
2/4/2024 4:46:34 PM	2/4/2024 5:04:36 PM	2024-572	321	North West Quadrant
2/4/2024 4:56:33 PM	2/4/2024 5:25:00 PM	2024-573	113	North East Quadrant
2/5/2024				
2/5/2024 1:08:41 PM	2/5/2024 1:25:00 PM	2024-585	321	North West Quadrant
2/5/2024 1:14:45 PM	2/5/2024 1:38:00 PM	2024-586	321	North West Quadrant

Percentage of incidents overlapping from total incidents in date range for specified station. Compared incident time range as either Alarm to Cancel or Alarm to Clear for incidents that have either Cancel or Clear time recorded. Reviewed calls only. Group by date. Displays date, incident number, incident type (numeric only), zone, and station.



OVERLAPPING INCIDENT DETAILS

ALARM	CLEAR/CANCEL	INCIDENT #	INCIDENT TYPE	ZONE
2/7/2024				
2/7/2024 4:41:06 PM	2/7/2024 5:03:51 PM	2024-611	321	North West Quadrant
2/7/2024 4:46:55 PM	2/7/2024 4:50:57 PM	2024-612	611	South East Quadrant
2/8/2024				
2/8/2024 6:45:30 PM	2/8/2024 7:03:31 PM	2024-630	321	North East Quadrant
2/8/2024 6:51:44 PM	2/8/2024 7:11:32 PM	2024-631	321	North East Quadrant
2/8/2024 6:57:01 PM	2/8/2024 7:25:38 PM	2024-632	160	South West Quadrant
2/9/2024				
2/9/2024 7:38:55 AM	2/9/2024 7:54:58 AM	2024-638	745	North West Quadrant
2/9/2024 7:45:14 AM	2/9/2024 8:09:18 AM	2024-639	321	North East Quadrant
2/9/2024 3:39:41 PM	2/9/2024 4:06:01 PM	2024-647	321	North East Quadrant
2/9/2024 4:02:44 PM	2/9/2024 4:19:21 PM	2024-648	321	South East Quadrant
2/9/2024 4:44:16 PM	2/9/2024 5:02:51 PM	2024-649	321	North West Quadrant
2/9/2024 5:01:22 PM	2/9/2024 5:22:22 PM	2024-650	321	North West Quadrant
2/10/2024				
2/10/2024 3:41:52 AM	2/10/2024 5:30:22 AM	2024-657	321	North East Quadrant
2/10/2024 5:05:48 AM	2/10/2024 5:24:02 AM	2024-658	321	North West Quadrant
2/11/2024				
2/11/2024 5:30:47 PM	2/11/2024 5:50:12 PM	2024-671	321	North West Quadrant
2/11/2024 5:38:37 PM	2/11/2024 6:07:35 PM	2024-672	321	South East Quadrant
2/11/2024 7:51:56 PM	2/11/2024 8:16:27 PM	2024-673	321	North East Quadrant
2/11/2024 8:09:32 PM	2/11/2024 8:36:46 PM	2024-674	321	South West Quadrant
2/11/2024 9:29:52 PM	2/11/2024 9:45:51 PM	2024-676	321	South West Quadrant
2/11/2024 9:32:49 PM	2/11/2024 9:52:52 PM	2024-677	745	South East Quadrant
2/12/2024				
2/12/2024 9:51:14 AM	2/12/2024 10:08:00 AM	2024-683	321	South East Quadrant
2/12/2024 9:55:03 AM	2/12/2024 10:19:34 AM	2024-684	622	North East Quadrant
2/12/2024 2:53:41 PM	2/12/2024 3:08:05 PM	2024-688	321	North East Quadrant
2/12/2024 2:57:59 PM	2/12/2024 3:12:24 PM	2024-689	522	North West Quadrant
2/12/2024 3:17:04 PM	2/12/2024 3:38:08 PM	2024-690	321	North West Quadrant
2/12/2024 3:21:29 PM	2/12/2024 3:38:56 PM	2024-691	321	North East Quadrant
2/12/2024 8:41:42 PM	2/12/2024 9:04:19 PM	2024-692	321	North West Quadrant
2/12/2024 8:53:23 PM	2/12/2024 9:17:19 PM	2024-693	321	North West Quadrant
2/13/2024				
2/13/2024 6:30:30 AM	2/13/2024 6:53:05 AM	2024-698	321	North West Quadrant
2/13/2024 6:38:35 AM	2/13/2024 7:01:32 AM	2024-699	321	North West Quadrant
2/13/2024 11:45:36 AM	2/13/2024 12:06:07 PM	2024-704	321	North East Quadrant
2/13/2024 11:55:23 AM	2/13/2024 12:18:55 PM	2024-705	321	North West Quadrant
2/13/2024 5:20:12 PM	2/13/2024 5:37:02 PM	2024-708	321	South East Quadrant
2/13/2024 5:31:07 PM	2/13/2024 5:39:00 PM	2024-709	611	Mutual Aid Given
2/14/2024				
2/14/2024 7:52:25 AM	2/14/2024 8:11:37 AM	2024-713	321	South East Quadrant

Percentage of incidents overlapping from total incidents in date range for specified station. Compared incident time range as either Alarm to Cancel or Alarm to Clear for incidents that have either Cancel or Clear time recorded. Reviewed calls only. Group by date. Displays date, incident number, incident type (numeric only), zone, and station.



OVERLAPPING INCIDENT DETAILS

ALARM	CLEAR/CANCEL	INCIDENT #	INCIDENT TYPE	ZONE
2/14/2024 8:00:13 AM	2/14/2024 8:17:26 AM	2024-714	321	North West Quadrant
2/14/2024 9:58:52 AM	2/14/2024 10:14:47 AM	2024-715	321	South East Quadrant
2/14/2024 10:06:26 AM	2/14/2024 10:23:54 AM	2024-716	321	North East Quadrant
2/14/2024 5:36:20 PM	2/14/2024 5:53:10 PM	2024-725	321	North East Quadrant
2/14/2024 5:44:18 PM	2/14/2024 6:00:36 PM	2024-726	321	North West Quadrant
2/14/2024 8:22:56 PM	2/14/2024 8:41:30 PM	2024-728	321	North East Quadrant
2/14/2024 8:27:21 PM	2/14/2024 8:45:13 PM	2024-729	745	North West Quadrant
2/15/2024				
2/15/2024 5:41:39 AM	2/15/2024 6:06:54 AM	2024-731	321	North East Quadrant
2/15/2024 5:52:38 AM	2/15/2024 6:21:05 AM	2024-732	321	North East Quadrant
2/15/2024 6:11:47 AM	2/15/2024 6:33:47 AM	2024-733	321	South East Quadrant
2/17/2024				
2/17/2024 4:33:52 PM	2/17/2024 5:18:49 PM	2024-755	736	North West Quadrant
2/17/2024 4:41:11 PM	2/17/2024 5:01:55 PM	2024-756	321	North East Quadrant
2/18/2024				
2/18/2024 12:42:25 AM	2/18/2024 2:25:43 AM	2024-759	322	North East Quadrant
2/18/2024 12:53:42 AM	2/18/2024 1:26:15 AM	2024-760	321	North West Quadrant
2/18/2024 3:06:04 PM	2/18/2024 3:29:17 PM	2024-765	321	South West Quadrant
2/18/2024 3:10:07 PM	2/18/2024 3:24:48 PM	2024-766	321	North East Quadrant
2/18/2024 6:47:15 PM	2/18/2024 7:19:40 PM	2024-767	321	North East Quadrant
2/18/2024 6:51:25 PM	2/18/2024 7:14:26 PM	2024-768	321	North East Quadrant
2/19/2024				
2/19/2024 6:43:24 AM	2/19/2024 7:12:47 AM	2024-774	321	North West Quadrant
2/19/2024 6:57:00 AM	2/19/2024 7:18:29 AM	2024-775	321	North West Quadrant
2/19/2024 8:07:48 AM	2/19/2024 8:31:11 AM	2024-776	321	South East Quadrant
2/19/2024 8:26:31 AM	2/19/2024 8:45:22 AM	2024-777	321	North West Quadrant
2/19/2024 8:32:11 AM	2/19/2024 8:56:31 AM	2024-778	321	North East Quadrant
2/19/2024 9:46:30 AM	2/19/2024 10:11:36 AM	2024-780	321	South East Quadrant
2/19/2024 9:55:25 AM	2/19/2024 10:09:31 AM	2024-781	736	North East Quadrant
2/19/2024 9:59:10 AM	2/19/2024 10:18:50 AM	2024-782	321	North West Quadrant
2/19/2024 10:16:23 AM	2/19/2024 10:42:22 AM	2024-783	321	North West Quadrant
2/19/2024 6:04:59 PM	2/19/2024 6:24:23 PM	2024-787	321	North East Quadrant
2/19/2024 6:16:20 PM	2/19/2024 6:39:02 PM	2024-788	321	North West Quadrant
2/19/2024 6:34:07 PM	2/19/2024 6:51:14 PM	2024-789	321	North East Quadrant
2/19/2024 6:49:18 PM	2/19/2024 7:03:18 PM	2024-790	321	North East Quadrant
2/20/2024				
2/20/2024 10:05:35 AM	2/20/2024 10:54:01 AM	2024-796	440	North West Quadrant
2/20/2024 10:19:16 AM	2/20/2024 10:41:16 AM	2024-797	321	North East Quadrant
2/20/2024 10:25:59 AM	2/20/2024 11:02:47 AM	2024-798	321	North West Quadrant
2/20/2024 12:07:00 PM	2/20/2024 1:01:34 PM	2024-801	424	North East Quadrant
2/20/2024 12:09:12 PM	2/20/2024 12:29:37 PM	2024-802	321	South East Quadrant
2/20/2024 4:06:32 PM	2/20/2024 4:26:02 PM	2024-803	321	South West Quadrant
2/20/2024 4:25:40 PM	2/20/2024 4:41:13 PM	2024-804	321	North West Quadrant

Percentage of incidents overlapping from total incidents in date range for specified station. Compared incident time range as either Alarm to Cancel or Alarm to Clear for incidents that have either Cancel or Clear time recorded. Reviewed calls only. Group by date. Displays date, incident number, incident type (numeric only), zone, and station.



OVERLAPPING INCIDENT DETAILS

ALARM	CLEAR/CANCEL	INCIDENT #	INCIDENT TYPE	ZONE
2/20/2024 6:08:17 PM	2/20/2024 6:28:42 PM	2024-807	321	North East Quadrant
2/20/2024 6:25:03 PM	2/20/2024 6:29:20 PM	2024-808	611	North East Quadrant
2/20/2024 7:44:35 PM	2/20/2024 8:06:28 PM	2024-809	321	South East Quadrant
2/20/2024 7:54:22 PM	2/20/2024 8:16:05 PM	2024-810	322	South East Quadrant
2/21/2024				
2/21/2024 12:58:05 PM	2/21/2024 1:49:26 PM	2024-819	321	North East Quadrant
2/21/2024 1:46:49 PM	2/21/2024 2:12:09 PM	2024-820	321	South West Quadrant
2/21/2024 5:38:16 PM	2/21/2024 6:05:00 PM	2024-824	321	North West Quadrant
2/21/2024 5:46:31 PM	2/21/2024 6:06:33 PM	2024-825	321	North West Quadrant
2/22/2024				
2/22/2024 12:18:42 AM	2/22/2024 1:10:51 AM	2024-828	551	North West Quadrant
2/22/2024 12:33:09 AM	2/22/2024 1:10:39 AM	2024-829	321	North West Quadrant
2/22/2024 10:29:25 AM	2/22/2024 10:48:59 AM	2024-832	321	North West Quadrant
2/22/2024 10:40:35 AM	2/22/2024 11:05:47 AM	2024-833	321	North East Quadrant
2/22/2024 10:54:36 AM	2/22/2024 11:10:12 AM	2024-834	321	North East Quadrant
2/22/2024 1:01:57 PM	2/22/2024 1:15:13 PM	2024-836	321	North East Quadrant
2/22/2024 1:08:09 PM	2/22/2024 1:34:22 PM	2024-837	321	North East Quadrant
2/22/2024 1:09:34 PM	2/22/2024 1:29:23 PM	2024-838	321	North West Quadrant
2/22/2024 6:22:31 PM	2/22/2024 6:54:22 PM	2024-842	554	South East Quadrant
2/22/2024 6:24:19 PM	2/22/2024 6:32:14 PM	2024-843	745	North East Quadrant
2/22/2024 6:28:58 PM	2/22/2024 6:52:07 PM	2024-844	321	North West Quadrant
2/22/2024 6:36:36 PM	2/22/2024 7:13:00 PM	2024-845	321	North East Quadrant
2/22/2024 7:10:48 PM	2/22/2024 7:30:35 PM	2024-846	321	North West Quadrant
2/22/2024 10:23:20 PM	2/22/2024 10:46:50 PM	2024-848	321	North East Quadrant
2/22/2024 10:35:39 PM	2/22/2024 11:00:20 PM	2024-849	321	North West Quadrant
2/23/2024				
2/23/2024 12:40:09 PM	2/23/2024 1:28:58 PM	2024-854	321	South East Quadrant
2/23/2024 12:45:49 PM	2/23/2024 1:12:20 PM	2024-855	324	North East Quadrant
2/23/2024 12:54:57 PM	2/23/2024 1:14:09 PM	2024-856	321	North West Quadrant
2/24/2024				
2/24/2024 6:01:43 PM	2/24/2024 6:20:27 PM	2024-872	321	North East Quadrant
2/24/2024 6:09:56 PM	2/24/2024 6:30:30 PM	2024-873	321	South West Quadrant
2/24/2024 6:16:33 PM	2/24/2024 6:38:01 PM	2024-874	321	North West Quadrant
2/24/2024 7:38:54 PM	2/24/2024 8:12:36 PM	2024-876	324	North East Quadrant
2/24/2024 7:55:09 PM	2/24/2024 8:24:59 PM	2024-877	321	North East Quadrant
2/24/2024 11:11:06 PM	2/24/2024 11:31:09 PM	2024-879	322	North East Quadrant
2/24/2024 11:12:58 PM	2/24/2024 11:36:45 PM	2024-880	321	South West Quadrant
2/25/2024				
2/25/2024 8:22:50 AM	2/25/2024 8:39:49 AM	2024-882	321	North West Quadrant
2/25/2024 8:24:40 AM	2/25/2024 8:46:30 AM	2024-883	321	North East Quadrant
2/25/2024 9:56:06 AM	2/25/2024 10:16:43 AM	2024-886	321	North East Quadrant
2/25/2024 10:03:19 AM	2/25/2024 10:25:17 AM	2024-887	321	South West Quadrant
2/25/2024 10:05:01 AM	2/25/2024 10:23:55 AM	2024-888	321	North West Quadrant

Percentage of incidents overlapping from total incidents in date range for specified station. Compared incident time range as either Alarm to Cancel or Alarm to Clear for incidents that have either Cancel or Clear time recorded. Reviewed calls only. Group by date. Displays date, incident number, incident type (numeric only), zone, and station.



OVERLAPPING INCIDENT DETAILS

ALARM	CLEAR/CANCEL	INCIDENT #	INCIDENT TYPE	ZONE
2/25/2024 2:43:01 PM	2/25/2024 3:10:19 PM	2024-892	321	South East Quadrant
2/25/2024 2:49:59 PM	2/25/2024 3:17:24 PM	2024-893	321	South East Quadrant
2/25/2024 3:05:49 PM	2/25/2024 3:46:00 PM	2024-894	321	South West Quadrant
2/25/2024 3:31:50 PM	2/25/2024 3:54:38 PM	2024-895	321	South East Quadrant
2/25/2024 7:12:29 PM	2/25/2024 7:41:48 PM	2024-898	743	South West Quadrant
2/25/2024 7:41:07 PM	2/25/2024 11:08:48 PM	2024-899	321	North East Quadrant
2/25/2024 8:07:58 PM	2/25/2024 8:41:29 PM	2024-900	321	North East Quadrant
2/25/2024 8:20:51 PM	2/25/2024 8:39:12 PM	2024-901	321	North East Quadrant
2/25/2024 9:24:53 PM	2/25/2024 9:35:36 PM	2024-902	321	North East Quadrant
2/26/2024				
2/26/2024 7:05:56 AM	2/26/2024 7:29:17 AM	2024-903	321	North East Quadrant
2/26/2024 7:24:25 AM	2/26/2024 7:32:09 AM	2024-904	611	North West Quadrant
2/26/2024 4:22:36 PM	2/26/2024 5:28:32 PM	2024-911	424	North West Quadrant
2/26/2024 5:20:22 PM	2/26/2024 5:42:15 PM	2024-912	321	North West Quadrant
2/27/2024				
2/27/2024 7:54:43 AM	2/27/2024 8:18:12 AM	2024-917	321	North East Quadrant
2/27/2024 7:55:23 AM	2/27/2024 9:01:17 AM	2024-918	321	South West Quadrant
2/27/2024 8:46:35 AM	2/27/2024 9:09:28 AM	2024-919	321	South East Quadrant
2/27/2024 9:04:05 AM	2/27/2024 9:23:01 AM	2024-920	321	South East Quadrant
2/27/2024 3:30:41 PM	2/27/2024 4:02:03 PM	2024-924	321	North East Quadrant
2/27/2024 3:55:35 PM	2/27/2024 4:13:45 PM	2024-925	321	North East Quadrant
2/27/2024 7:19:22 PM	2/27/2024 7:50:59 PM	2024-928	321	North East Quadrant
2/27/2024 7:22:14 PM	2/27/2024 7:44:15 PM	2024-929	321	South East Quadrant
2/27/2024 11:50:50 PM	2/28/2024 12:10:40 AM	2024-934	321	North East Quadrant
2/27/2024 11:52:03 PM	2/28/2024 12:02:22 AM	2024-935	321	North East Quadrant
2/28/2024				
2/28/2024 12:01:11 AM	2/28/2024 1:48:29 AM	2024-936	424	North East Quadrant
2/28/2024 1:23:16 AM	2/28/2024 1:30:04 AM	2024-937	321	North East Quadrant
2/28/2024 9:56:44 AM	2/28/2024 10:26:20 AM	2024-940	321	North East Quadrant
2/28/2024 10:12:50 AM	2/28/2024 10:35:34 AM	2024-941	321	North West Quadrant
2/29/2024				
2/29/2024 9:17:19 AM	2/29/2024 9:37:04 AM	2024-952	321	North West Quadrant
2/29/2024 9:22:51 AM	2/29/2024 9:50:26 AM	2024-953	321	South East Quadrant
2/29/2024 10:27:56 AM	2/29/2024 11:08:51 AM	2024-954	321	South West Quadrant
2/29/2024 10:50:53 AM	2/29/2024 11:11:01 AM	2024-955	321	North West Quadrant
2/29/2024 1:01:22 PM	2/29/2024 1:22:24 PM	2024-956	321	North East Quadrant
2/29/2024 1:08:25 PM	2/29/2024 1:25:25 PM	2024-957	321	North West Quadrant
2/29/2024 10:10:31 PM	2/29/2024 10:34:54 PM	2024-960	321	North West Quadrant
2/29/2024 10:32:45 PM	2/29/2024 11:11:04 PM	2024-961	321	North West Quadrant
2/29/2024 11:03:07 PM	2/29/2024 11:21:52 PM	2024-962	321	North West Quadrant

Percentage of incidents overlapping from total incidents in date range for specified station. Compared incident time range as either Alarm to Cancel or Alarm to Clear for incidents that have either Cancel or Clear time recorded. Reviewed calls only. Group by date. Displays date, incident number, incident type (numeric only), zone, and station.



North Ridgeville Fire Department

North Ridgeville, OH

This report was generated on 3/13/2024 9:47:38 AM



Property Values versus Loss and Save per Incident for Date Range

Start Date: 02/01/2024 | End Date: 02/29/2024

INCIDENT #	PRE-INCIDENT VALUE	LOSSES	SAVED
2024-815	\$500.00	\$500.00	\$0.00
Totals:	\$500.00	\$500.00	\$0.00

Both the PRE-INCIDENT VALUE and LOSSES columns are the summation of the respective Property and Contents fields as recorded on the Basic Info 5 screen of an incident. Only REVIEWED incidents included. EMS incidents excluded.





EMERGENCY MEDICAL SERVICES DATA





Agency Activity Summary

UH - North Ridgeville Fire Dept

Agency: UH - North Ridgeville Fire Dept | Service Date: From 02/01/2024 Through 02/29/2024

Total Number of ePCRs: 378

Total Number of Incidents: 375

By Branch

01 Station 1 = 282

02 Station 2 = 96

Billing Disposition (ePCR Data Only)

	#	%		#	%
Treated/Transported	291	77.0%	Dead Prior To Arrival	N/A	N/A
Treated / Transferred Care	2	0.5%	Dead After Arrival	N/A	N/A
Treated/No Transport (AMA)	41	10.8%	Treat/Transported by Private Veh.	N/A	N/A
Treated / No Transport (Per Protocol)	14	3.7%	Assist	10	2.6%
Transported / Refused Care	N/A	N/A	Other	5	1.3%
No Transport / Refused Care	14	3.7%	No Patient Found	1	0.3%
Cancelled	N/A	N/A			
Left Blank	N/A	N/A			

Unit Disposition (ePCR Data Only)

Description	#	%
No Patient Found	1	0.3%
Non-Patient Incident (Not Otherwise Listed)	10	2.6%
Patient Contact Made	367	97.1%
Left Blank	0	0.0%
Total	378	100.0%

Patient Evaluation/Care Disposition (ePCR Data Only)

Description	#	%
Not Applicable	11	2.9%
Patient Evaluated and Care Provided	348	92.1%
Patient Evaluated, No Care Required	5	1.3%
Patient Refused Evaluation/Care	14	3.7%
Left Blank	0	0.0%
Total	378	100.0%

Crew Disposition (ePCR Data Only)

Description	#	%
Back in Service, Care/Support Services Refused	14	3.7%
Back in Service, No Care/Support Services Required	16	4.2%
Initiated Primary Care and Transferred to Another EMS	2	0.5%
Crew		
Initiated and Continued Primary Care	346	91.5%
Left Blank	0	0.0%
Total	378	100.0%

Transport Disposition (ePCR Data Only)

Description	#	%
No Transport	33	8.7%
Not Applicable	11	2.9%
Patient Refused Transport	41	10.8%
Transport by Another EMS Unit	2	0.5%
Transport by This EMS Unit (This Crew Only)	291	77.0%
Left Blank	0	0.0%
Total	378	100.0%

Run Type	#	%		#	%
Emergency Runs	378	100.0%	Non-Emergency Runs	N/A	N/A
Stand By	N/A	N/A	Stand By	N/A	N/A
Mutual Aid	N/A	N/A	Mutual Aid	N/A	N/A
Interfacility	N/A	N/A	Interfacility	N/A	N/A
Intercept	N/A	N/A	Intercept	N/A	N/A
Emergency Runs (Scheduled)	N/A	N/A	Non-Emergency Runs (Scheduled)	N/A	N/A
Stand By	N/A	N/A	Stand By	N/A	N/A
Mutual Aid	N/A	N/A	Mutual Aid	N/A	N/A
Interfacility	N/A	N/A	Interfacility	N/A	N/A
Intercept	N/A	N/A	Intercept	N/A	N/A

Emergency Type Left Blank: 0

Runs by Unit (ePCR Data Only)

Unit	Total Runs	Treat/Transp	Treat/Transfer	Treat/No Transp(AMA)	Treat/No Transp(PP)	Transp/Ref. Care	Cancelled	Dead Prior Arr	Dead After Arr	T/T Priv Veh	No Trans/Ref. Care	Assist	Other	No Pat. Found
NRE22	1	0	0	1	0	0	0	0	0	0	0	0	0	0
NRE24	2	0	2	0	0	0	0	0	0	0	0	0	0	0
NRM25	141	113	0	15	5	0	0	0	0	0	4	3	0	1
NRM26	97	71	0	7	6	0	0	0	0	0	2	6	5	0
NRM27	89	72	0	11	2	0	0	0	0	0	4	0	0	0
NRM28	48	35	0	7	1	0	0	0	0	0	4	1	0	0
Total	378	291	2	41	14	0	0	0	0	0	14	10	5	1

Runs by Service Level (ePCR Data Only)

Dispatched Service Level	#	%	Recommended Service Level	#	%
BLS	378	100.0%	BLS	119	31.5%
ALS	N/A	N/A	ALS1	256	67.7%
SCT	N/A	N/A	ALS2	3	0.8%
			SCT	N/A	N/A
			Rotary Wing	N/A	N/A
			Fixed Wing	N/A	N/A

Runs by Insurance Type with Service Level (ePCR Data Only) (Multiple

insurance types may have been marked on a run)

Type	BLS	%	ALS1	%	ALS2	%	SCT	%Rotary Wing	%Fixed Wing	%	Total	%
None	119	31.5%	256	67.7%	3	0.8%	N/A	N/A	N/A	N/A	378	100.0%

Runs by Primary PI (ePCR Data Only)

Description	#	%
ABNORMAL LABS	7	1.9%
ALCOHOL ABUSE WITH INTOXICATION	2	0.5%
Abdominal Pain	13	3.4%
Allergic Reaction	2	0.5%
Alt. Level Conscious	15	4.0%
Anxiety	2	0.5%
Back Pain (No Trauma)	4	1.1%
Behavioral Disorder	5	1.3%
COVID-19 (SUSPECTED)	2	0.5%
CVA/Stroke	4	1.1%
Cardiac Arrest	2	0.5%
Cardiac Symptoms	11	2.9%
Chest Pain	18	4.8%
Cough W/Blood	1	0.3%
Dehydration Symp.	1	0.3%
Depression (acute)	1	0.3%
Diabetic Symptoms	5	1.3%
Dizziness	9	2.4%

Dyspnea-SOB	36	9.5%
Elevated Temp/Fever	3	0.8%
FREQUENT FALLS	20	5.3%
Flu Symptoms	5	1.3%
GI -Bleed	3	0.8%
HYPOTENSION	1	0.3%
Hemorrhage-(severe medical)	1	0.3%
Hypertension	3	0.8%
MEDICAL DEVICE FAILURE	4	1.1%
MINOR / GENERAL INJURY	22	5.8%
Monitoring Required	7	1.9%
NON-TRAUMATIC ARM PAIN	1	0.3%
NON-TRAUMATIC LEG PAIN	8	2.1%
Nausea	2	0.5%
No Medical Problem	24	6.3%
Nose Bleed	1	0.3%
OD - SUSPECTED OPIOID	2	0.5%
OVERDOSE - ACCIDENTAL		
Psychiatric Emerg.	8	2.1%
Respiratory Arrest	1	0.3%
SEPSIS	1	0.3%
Seizure	7	1.9%
Syncope/Fainting	9	2.4%
Trauma Injury	17	4.5%
Unconscious	1	0.3%
Unknown Medical	13	3.4%
Urination Problem	1	0.3%
Vomiting	3	0.8%
Weakness	48	12.7%
<i>Left Blank</i>	22	5.8%
<i>Total</i>	378	100.0%

Runs by Dispatch (EMD) Code

<u>Description</u>	<u>#</u>	<u>%</u>
01A01 Abdominal Pain	10	2.6%
02B01 Allergies/Envenomations	1	0.3%
04B03 Assault/Sexual Assault	5	1.3%
05A01 Back Pain (Non-traumatic)	4	1.1%
06E01 Breathing Problems	40	10.6%
09E02 Cardiac or Respiratory Arrest/Death	5	1.3%
10D01 Chest Pain/ Chest Discomfort	25	6.6%
12C01 Convulsions/Seizures	7	1.9%
13C02 Diabetic Problems	8	2.1%
17B03 Falls	89	23.5%
19C07 Heart Problems/AICD	3	0.8%
21B01 Hemorrhage/Laceration	1	0.3%
23C07 Overdose/Poisoning	3	0.8%
25B06 Psychiatric/Abnormal Behavior/Suicide Attempt	14	3.7%
26B01 Sick Person (Specific Diagnosis)	98	25.9%
27B04 Stab/Gunshot/Penetrating Trauma	1	0.3%
28C12 Stroke (CVA/TIA)	6	1.6%
29B05 Traffic/Transportation Incident	9	2.4%
30B01 Traumatic Injuries	5	1.3%
31C01 Unconscious/Fainting	13	3.4%
32B01 Unknown Problem	14	3.7%
32B02 Medical Alarm	2	0.5%
37A01 Other / Public Assist	15	4.0%
<i>Left Blank</i>	0	0.0%
<hr/> <i>Total</i>	378	100.0%

Transport From (Category)

	<u>#</u>	<u>%</u>
--Left Blank--	378	100.0%
<i>Total</i>	378	100.0%

Transport From (Facility) (ePCR Data Only)

	<u>#</u>	<u>%</u>
--Left Blank--	378	100.0%
<i>Total</i>	378	100.0%

Transport To (Destination Facility) (ePCR Data Only)

	<u>#</u>	<u>%</u>
UH - ST JOHN MEDICAL CENTER	149	39.4%
--Left Blank--	87	23.0%
UH - ELYRIA MEDICAL CENTER	72	19.0%
Avon Richard E. Jacobs Health Center	69	18.3%
CCF - Fairview	1	0.3%
<i>Total</i>	378	100.0%



FIRE PREVENTION INSPECTION REPORT



North Ridgeville Fire Department

North Ridgeville, OH


This report was generated on 3/13/2024 9:49:27 AM




Completed Inspections per Zone for Date Range

Start Date: 02/01/2024 | End Date: 02/29/2024


ZONE	ID	OCCUPANCY	ADDRESS	INSPECTED
Zone 1- NW - Zone 1- North West Quadrant				
		Dayton Freight	38686 Taylor PKY	02/01/2024
		Dayton Freight	38686 Taylor PKY	02/01/2024
		O'Neill Health Care Facility	38600 Center Ridge RD	02/02/2024
		Foster/Adoption Inspection	7000 Ranger WAY	02/02/2024
		O'Neill Health Care Facility	38600 Center Ridge RD	02/05/2024
		Foster/Adoption Inspection	7000 Ranger WAY	02/07/2024
		Foster/Adoption Inspection	7000 Ranger WAY	02/12/2024
		Riddell	7501 Performance Lane LN	02/13/2024
		Riddell	7501 Performance Lane LN	02/15/2024
		Riddell	7501 Performance Lane LN	02/15/2024
		Dayton Freight	38686 Taylor PKY	02/16/2024
		Dayton Freight	38686 Taylor PKY	02/16/2024
		Dayton Freight	38686 Taylor PKY	02/16/2024
		Puritas Metal Products	39097 Center Ridge RD	02/20/2024
		Dayton Freight	38686 Taylor PKY	02/22/2024
		Dayton Freight	38686 Taylor PKY	02/22/2024
		Dayton Freight	38686 Taylor PKY	02/22/2024
		Pickett's Place On The Ridge Restaurant	37863 Center Ridge	02/27/2024
		Pickett's Place On The Ridge Restaurant	37863 Center Ridge	02/27/2024
		Riddell	7501 Performance Lane LN	02/28/2024
		Riddell	7501 Performance Lane LN	02/29/2024
Zone 2- NE - Zone 2- North East Quadrant				
		JBC Technologies	7887 Bliss PKY	02/01/2024
		Liberty Elementary	5700 Jaycox RD	02/01/2024
		North Ridgeville Police Department	7070 Ranger WAY	02/05/2024
	Dreco 1	Dreco Inc.	7887 Root RD	02/06/2024
	Dreco 1	Dreco Inc.	7887 Root RD	02/06/2024
	Dreco 3	D & D Moving & Storage Inc.	7881 Root RD	02/06/2024
	Dreco 2	Raven Concealment Systems	7889 Root RD	02/06/2024
		NexJen Technologies	7887 Root RD	02/06/2024
		North Ridgeville Police Department	7070 Ranger WAY	02/06/2024
		Gateway Community Church	5400 Lear Nagle RD	02/07/2024
		Gateway Community Church	5400 Lear Nagle RD	02/07/2024
		Mobile Food Vender	7000 Ranger Way	02/07/2024
		North Ridgeville Police Department	7070 Ranger WAY	02/07/2024
		Liberty Elementary	5700 Jaycox RD	02/12/2024



ZONE	ID	OCCUPANCY	ADDRESS	INSPECTED
	Rini's Plaza 1	Rini's Plaza Management	34263 Center Ridge RD #Suite 1	02/13/2024
	Rini's Plaza 5	T Mobile	34301 Center Ridge RD	02/13/2024
	Rini's Plaza 3	RE/MAX	34313 Center Ridge RD	02/13/2024
	Rini's Plaza 6	Subway	34299 Center Ridge	02/13/2024
	Rini's plaza 10	Master Pizza	34263 Center Ridge	02/13/2024
	Rini's Plaza 9	Dollar Tree	34275 Center Ridge RD	02/13/2024
	Rini's Plaza 4	Techno Nails	34303 Center Ridge	02/13/2024
	Providence Square 4	Color Nails & Spa	34125 Center Ridge RD	02/13/2024
		North Ridgeville Police Department	7070 Ranger WAY	02/13/2024
	Rini's Plaza 1	Rini's Plaza Management	34263 Center Ridge RD #Suite 1	02/13/2024
		Ridgeville Farms	7691 Avon Belden RD	02/14/2024
		Liberty Elementary	5700 Jaycox RD	02/14/2024
	Center Ridge Professional Plaza 1	North Ridgeville Family Dentistry Suite A	34100 Center Ridge RD	02/15/2024
		North Ridgeville Police Department	7070 Ranger WAY	02/16/2024
		North Ridgeville Police Department	7070 Ranger WAY	02/20/2024
		Liberty Elementary	5700 Jaycox RD	02/20/2024
		Fire Investigation for Residential/Commercial Structure Fires/Investigation of an Emergency Response	7000 Ranger Way	02/20/2024
		Fire Investigation for Residential/Commercial Structure Fires/Investigation of an Emergency Response	7000 Ranger Way	02/21/2024
		Liberty Elementary	5700 Jaycox RD	02/21/2024
		Lorain County Health & Dental	35557 Center Ridge RD	02/21/2024
		Lorain County Health & Dental	35557 Center Ridge RD	02/21/2024
		Lorain County Health & Dental	35557 Center Ridge RD	02/21/2024
		Fire Investigation for Residential/Commercial Structure Fires/Investigation of an Emergency Response	7000 Ranger Way	02/23/2024
		Lorain County Health & Dental	35557 Center Ridge RD	02/26/2024
		Lorain County Health & Dental	35557 Center Ridge RD	02/26/2024
		Lorain County Health & Dental	35557 Center Ridge RD	02/26/2024
		Lorain County Health & Dental	35557 Center Ridge RD	02/26/2024
		North Ridgeville Police Department	7070 Ranger WAY	02/26/2024
	Emerald Ridge Center 9	Liberty Development Company	34282 Center Ridge #8	02/26/2024
		Dairy Queen	32936 Center Ridge	02/27/2024
		Dairy Queen	32936 Center Ridge	02/27/2024
		Lorain County Health & Dental	35557 Center Ridge RD	02/27/2024
	Providence Square 5	Ridge Barbershop	34131 Center Ridge RD	02/29/2024
		St. Peter's Grounds Building	6920 Root RD	02/29/2024



ZONE	ID	OCCUPANCY	ADDRESS	INSPECTED
Zone 3- SW - Zone 3- South West Quadrant				
		Ten Point O Gymnastics	38818 Taylor PKY	02/02/2024
		All Pro Freight/Reclaim Synergy	38850 Taylor PKY	02/16/2024
		Poppees Popcorn	38727 Taylor PKY	02/27/2024
Zone 4- SE - Zone 4- South East Quadrant				
		Protective Industrial Polymers/Pizza Pan Headquarters	7875 Bliss PKY	02/05/2024
		Auctions Plus Inc.	34378 Lorain RD	02/14/2024
		Danbury Senior Living	33770 Bagley RD	02/21/2024
		Lescher Tree Care & Land Clearing	8102 Avon Belden RD	02/27/2024
		Lescher Tree Care & Land Clearing	8102 Avon Belden RD	02/27/2024



North Ridgeville Fire Department

North Ridgeville, OH

This report was generated on 3/13/2024 9:50:02 AM



Count of Occupancies Inspected per Occupancy Type per Inspection Type for Date Range

Start Date: 02/01/2024 | End Date: 02/29/2024

OCCUPANCY	COUNT
INSPECTION TYPE: Annual	
Barber/Beauty Salon	1
Church/Places of Worship	1
General Business/Merchantile	5
Industrial /Manufacturing Facility	6
Medical/Dental/Clinic Facility	1
Offices-General Buisness	1
Restaurant	5
Storage/Warehouse Facility	4
INSPECTION TYPE: Emergency responder radio coverage field test	
Police Station	2
INSPECTION TYPE: Final Occupancy Inspection Acceptance Test	
General Business/Merchantile	1
INSPECTION TYPE: Fire Alarm System Acceptance Test	
Doctor/Dentist Office	1
INSPECTION TYPE: Fire Alarm System Install Spot Inspection	
Doctor/Dentist Office	1
Industrial /Manufacturing Facility	2
Police Station	1
INSPECTION TYPE: Fire Alarm System Test- Annual	
Church/Places of Worship	1
Industrial /Manufacturing Facility	1
INSPECTION TYPE: Fire Line Acceptance Test	
Storage/Warehouse Facility	1
INSPECTION TYPE: Fire Protection System Impairment Inspection	
Nursing Home	2
Offices-General Buisness	1
INSPECTION TYPE: Fire Safety During Construction	
Doctor/Dentist Office	1
Industrial /Manufacturing Facility	3
INSPECTION TYPE: Home Inspection	
Residential	3
INSPECTION TYPE: Investigation of an emergency incident	
Fire Station	2
INSPECTION TYPE: Knox Box Placement and Secured	
Doctor/Dentist Office	2

Locked inspections only.



emergencyreporting.com

Doc Id: 1132

Page # 1 of 2

North Ridgeville Fire Department

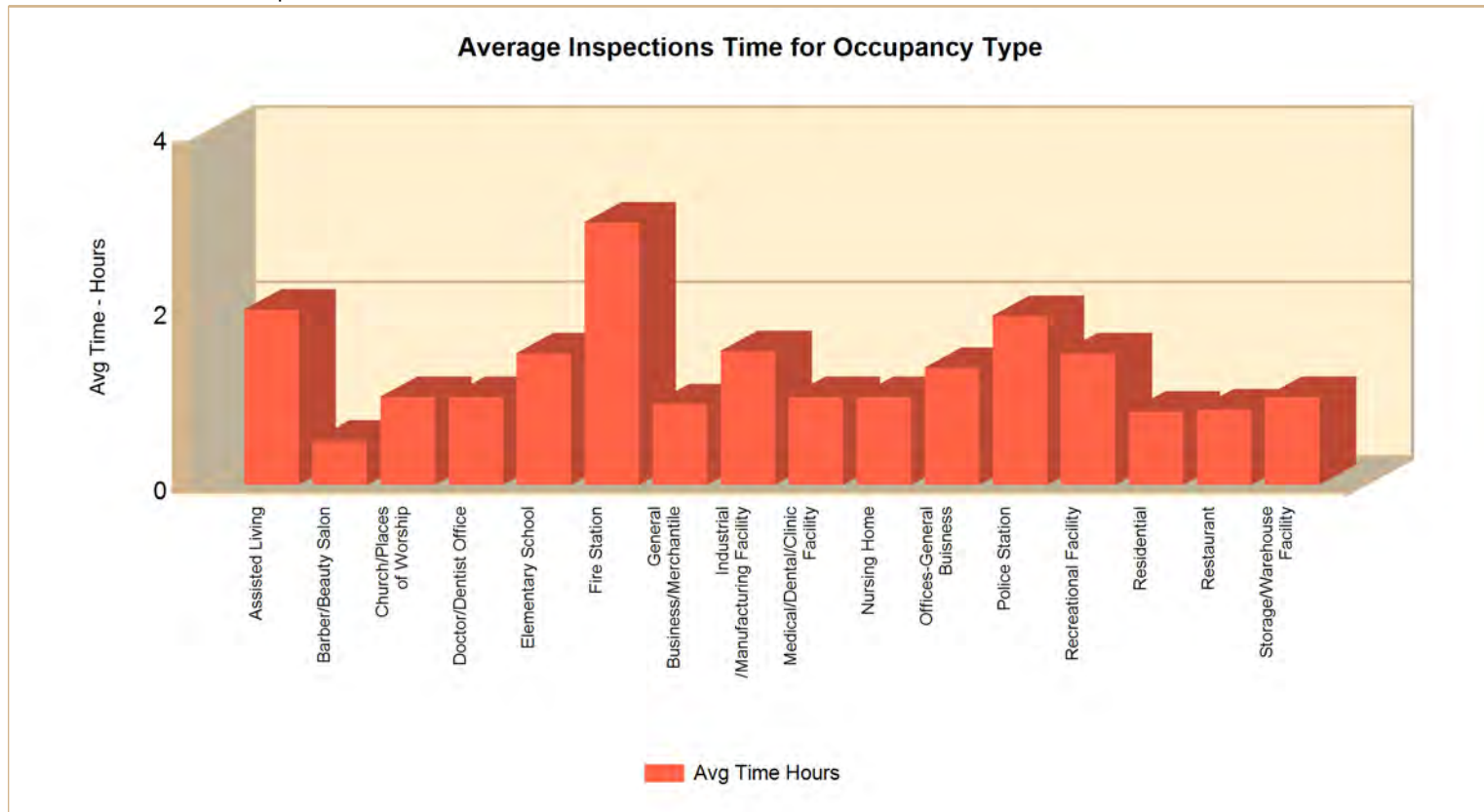
North Ridgeville, OH

This report was generated on 3/13/2024 9:50:33 AM



Average Inspection Time per Occupancy Type for Date Range

Start Date: 02/01/2024 | End Date: 02/29/2024



OCCUPANCY TYPE	AVERAGE TIME (minutes)
Assisted Living	2:00:00
Barber/Beauty Salon	0:30:00
Church/Places of Worship	1:00:00
Doctor/Dentist Office	1:00:00
Elementary School	1:30:00
Fire Station	3:00:00
General Business/Merchandise	0:55:00
Industrial /Manufacturing Facility	1:31:30
Medical/Dental/Clinic Facility	1:00:00
Nursing Home	1:00:00
Offices-General Business	1:20:00
Police Station	1:55:42
Recreational Facility	1:30:00
Residential	0:50:00
Restaurant	0:51:25
Storage/Warehouse Facility	1:00:00

Only inspections with TIME IN and TIME OUT information provided are included in the INSPECTION TIME calculations.



OCCUPANCY	COUNT
Recreational Facility	1
INSPECTION TYPE: Life Safety Walk Through	
Doctor/Dentist Office	1
Industrial /Manufacturing Facility	2
Police Station	3
INSPECTION TYPE: Plan Review	
Elementary School	5
Industrial /Manufacturing Facility	1
Recreational Facility	1
INSPECTION TYPE: Pre Inspection Meeting	
Industrial /Manufacturing Facility	1
Police Station	1
INSPECTION TYPE: Reinspection	
Fire Station	1
INSPECTION TYPE: Sprinkler System Acceptance Test	
Doctor/Dentist Office	1
INSPECTION TYPE: Sprinkler System Install Spot Inspection	
Doctor/Dentist Office	1
Industrial /Manufacturing Facility	2
INSPECTION TYPE: Sprinkler System Test-Annual	
Assisted Living	1
Industrial /Manufacturing Facility	2
Offices-General Buisness	1
Storage/Warehouse Facility	1
INSPECTION TYPE: Wet Chemical Sprinkler System Semi-Annual Test	
Restaurant	2
Total # of Inspections:	77

Locked inspections only.

North Ridgeville Fire Department

North Ridgeville, OH

This report was generated on 3/13/2024 9:51:13 AM



Daily Log Items per Personnel for Activity Code for Personnel

Activity Codes: All Activity Codes | Personnel: Uhnak, Michael | Start Time: 00:00 | End Time: 23:00 | Start Date: 02/01/2024 | End Date: 02/29/2024

START	END	LOG TYPE	APPARATUS	NOTES	HOURS
Uhnak, Michael					
02/01/2024 08:00:00	02/01/2024 09:00:00	DAYBOOK			1.00
02/01/2024 09:00:00	02/01/2024 10:30:00	INSPECTION		An inspection was completed for JBC Technologies by Uhnak, Michael	1.50
02/01/2024 10:30:00	02/01/2024 12:00:00	INSPECTION		An inspection was completed for Liberty Elementary by Uhnak, Michael	1.50
02/01/2024 12:00:00	02/01/2024 13:00:00	DAYBOOK			1.00
02/01/2024 13:00:00	02/01/2024 14:00:00	INSPECTION		An inspection was completed for Dayton Freight by Uhnak, Michael	1.00
02/01/2024 14:00:00	02/01/2024 15:00:00	INSPECTION		An inspection was completed for Dayton Freight by Uhnak, Michael	1.00
02/02/2024 08:00:00	02/02/2024 09:00:00	INSPECTION		An inspection was completed for O'Neill Health Care Facility by Uhnak, Michael	1.00
02/02/2024 09:00:00	02/02/2024 09:30:00	DAYBOOK		Home Adoption Inspection	0.50
02/02/2024 09:00:00	02/02/2024 10:00:00	DAYBOOK		Home Inspection at 5836 Lee Ave	1.00
02/02/2024 10:00:00	02/02/2024 11:00:00	INSPECTION		An inspection was completed for Ten Point O Gymnastics by Uhnak, Michael	1.00
02/02/2024 11:00:00	02/02/2024 12:00:00	DAYBOOK		EMS Call CCC	1.00
02/02/2024 12:00:00	02/02/2024 13:00:00	DAYBOOK			1.00
02/02/2024 13:00:00	02/02/2024 15:00:00	DAYBOOK		Chief Officer Mtg.	2.00
02/02/2024 15:00:00	02/02/2024 16:00:00	DAYBOOK		Public Education Committee Mtg.	1.00
02/05/2024 08:00:00	02/05/2024 09:00:00	DAYBOOK			1.00
02/05/2024 09:00:00	02/05/2024 10:00:00	INSPECTION		An inspection was completed for Protective Industrial Polymers/Pizza Pan Headquarters by Uhnak, Michael	1.00
02/05/2024 10:00:00	02/05/2024 11:00:00	INSPECTION		An inspection was completed for O'Neill Health Care Facility by Uhnak, Michael	1.00
02/05/2024 11:00:00	02/05/2024 12:00:00	DAYBOOK		NRPD Preplan	1.00
02/05/2024 12:00:00	02/05/2024 13:00:00	DAYBOOK			1.00
02/05/2024 13:00:00	02/05/2024 16:00:00	INSPECTION		An inspection was completed for North Ridgeville Police Department by Uhnak, Michael	3.00
02/06/2024 08:00:00	02/06/2024 09:00:00	DAYBOOK			1.00
02/06/2024 09:00:00	02/06/2024 12:00:00	INSPECTION		An inspection was completed for Dreco Inc. by Uhnak, Michael	3.00
02/06/2024 09:00:00	02/06/2024 12:00:00	INSPECTION		An inspection was completed for Dreco Inc. by Uhnak, Michael	3.00
02/06/2024 10:00:00	02/06/2024 11:00:00	INSPECTION		An inspection was completed for D & D Moving & Storage Inc. by Uhnak, Michael	1.00
02/06/2024 11:00:00	02/06/2024 12:00:00	INSPECTION		An inspection was completed for Raven Concealment Systems by Uhnak, Michael	1.00
02/06/2024 12:00:00	02/06/2024 13:00:00	INSPECTION		An inspection was completed for NexJen Technologies by Uhnak, Michael	1.00
02/06/2024 13:00:00	02/06/2024 15:00:00	INSPECTION		An inspection was completed for North Ridgeville Police Department by Uhnak, Michael	2.00
02/06/2024 15:00:00	02/06/2024 16:00:00	DAYBOOK			1.00
02/07/2024 08:00:00	02/07/2024 09:00:00	DAYBOOK			1.00
02/07/2024 09:00:00	02/07/2024 10:00:00	INSPECTION		An inspection was completed for Mobile Food Vender by Uhnak, Michael	1.00
02/07/2024 10:00:00	02/07/2024 11:00:00	INSPECTION		An inspection was completed for Foster/Adoption Inspection by Uhnak, Michael	1.00
02/07/2024 11:00:00	02/07/2024 12:00:00	INSPECTION		An inspection was completed for Gateway Community Church by Uhnak, Michael	1.00
02/07/2024 12:00:00	02/07/2024 13:00:00	INSPECTION		An inspection was completed for Gateway Community Church by Uhnak, Michael	1.00
02/07/2024 13:00:00	02/07/2024 15:00:00	INSPECTION		An inspection was completed for North Ridgeville Police Department by Uhnak, Michael	2.00

Lists the Daily Log items, grouped by Personnel, corresponding to the selected Activity Code and Personnel.



emergencyreporting.com

Doc Id: 1514

Page # 1 of 4

START	END	LOG TYPE	APPARATUS	NOTES	HOURS
02/07/2024 15:00:00	02/07/2024 16:00:00	DAYBOOK			1.00
02/08/2024 08:00:00	02/08/2024 09:00:00	DAYBOOK			1.00
02/08/2024 09:00:00	02/08/2024 11:00:00	DAYBOOK		Elevator Class	2.00
02/08/2024 11:00:00	02/08/2024 12:00:00	DAYBOOK		Annual Report	1.00
02/08/2024 12:00:00	02/08/2024 13:00:00	DAYBOOK			1.00
02/08/2024 13:00:00	02/08/2024 15:00:00	DAYBOOK		Annual Report	2.00
02/08/2024 15:00:00	02/08/2024 16:00:00	DAYBOOK		Met With NRPD Chief about Building Access	1.00
02/08/2024 15:00:00	02/08/2024 16:00:00	DAYBOOK		Met With NRPD Chief about Building Access	1.00
02/12/2024 08:00:00	02/12/2024 09:00:00	INSPECTION		An inspection was completed for Foster/Adoption Inspection by Uhnak, Michael	1.00
02/12/2024 09:00:00	02/12/2024 13:00:00	DAYBOOK		ACLS	4.00
02/12/2024 09:00:00	02/12/2024 13:00:00	DAYBOOK		BLS and ACLS	4.00
02/12/2024 13:00:00	02/12/2024 14:00:00	DAYBOOK			1.00
02/12/2024 14:00:00	02/12/2024 16:00:00	INSPECTION		An inspection was completed for Liberty Elementary by Uhnak, Michael	2.00
02/13/2024 08:00:00	02/13/2024 09:00:00	DAYBOOK			1.00
02/13/2024 09:00:00	02/13/2024 09:30:00	INSPECTION		An inspection was completed for RE/MAX by Uhnak, Michael	0.50
02/13/2024 09:30:00	02/13/2024 10:00:00	INSPECTION		An inspection was completed for Subway by Uhnak, Michael	0.50
02/13/2024 10:00:00	02/13/2024 10:30:00	INSPECTION		An inspection was completed for Color Nails & Spa by Uhnak, Michael	0.50
02/13/2024 10:00:00	02/13/2024 11:00:00	INSPECTION		An inspection was completed for Rini's Plaza Management by Uhnak, Michael	1.00
02/13/2024 10:00:00	02/13/2024 12:00:00	INSPECTION		An inspection was completed for Rini's Plaza Management by Uhnak, Michael	2.00
02/13/2024 11:00:00	02/13/2024 12:00:00	INSPECTION		An inspection was completed for T Mobile by Uhnak, Michael	1.00
02/13/2024 12:00:00	02/13/2024 12:30:00	INSPECTION		An inspection was completed for Master Pizza by Uhnak, Michael	0.50
02/13/2024 12:30:00	02/13/2024 13:00:00	INSPECTION		An inspection was completed for Dollar Tree by Uhnak, Michael	0.50
02/13/2024 13:00:00	02/13/2024 13:30:00	INSPECTION		An inspection was completed for Techno Nails by Uhnak, Michael	0.50
02/13/2024 13:30:00	02/13/2024 15:00:00	INSPECTION		An inspection was completed for North Ridgeville Police Department by Uhnak, Michael	3.00
02/13/2024 15:00:00	02/13/2024 16:00:00	INSPECTION		An inspection was completed for Riddell by Uhnak, Michael	1.00
02/14/2024 08:00:00	02/14/2024 10:00:00	INSPECTION		An inspection was completed for Liberty Elementary by Uhnak, Michael	2.00
02/14/2024 10:00:00	02/14/2024 12:00:00	INSPECTION		An inspection was completed for Ridgeville Farms by Uhnak, Michael	2.00
02/14/2024 12:00:00	02/14/2024 13:00:00	DAYBOOK			1.00
02/14/2024 13:00:00	02/14/2024 14:00:00	DAYBOOK		Chief Officer Mtg.	1.00
02/14/2024 14:00:00	02/14/2024 15:00:00	DAYBOOK		Reports: Auction Plus Ridgeville Farms Liberty	1.00
02/14/2024 15:00:00	02/14/2024 16:00:00	INSPECTION		An inspection was completed for Auctions Plus Inc. by Uhnak, Michael	1.00
02/15/2024 08:00:00	02/15/2024 11:00:00	INSPECTION		An inspection was completed for Riddell by Uhnak, Michael	3.00
02/15/2024 11:00:00	02/15/2024 12:00:00	INSPECTION		An inspection was completed for Riddell by Uhnak, Michael	1.00
02/15/2024 12:00:00	02/15/2024 13:00:00	INSPECTION		An inspection was completed for North Ridgeville Family Dentistry Suite A by Uhnak, Michael	1.00
02/15/2024 14:00:00	02/15/2024 16:00:00	DAYBOOK		Officer Mtg.	2.00
02/16/2024 08:00:00	02/16/2024 09:00:00	DAYBOOK			1.00
02/16/2024 09:00:00	02/16/2024 10:00:00	INSPECTION		An inspection was completed for Dayton Freight by Uhnak, Michael	1.00
02/16/2024 10:00:00	02/16/2024 11:00:00	INSPECTION		An inspection was completed for Dayton Freight by Uhnak, Michael	1.00
02/16/2024 11:00:00	02/16/2024 12:00:00	INSPECTION		An inspection was completed for All Pro Freight/Reclaim Synergy by Uhnak, Michael	1.00
02/16/2024 12:00:00	02/16/2024 13:00:00	INSPECTION		An inspection was completed for Dayton Freight by Uhnak, Michael	1.00
02/16/2024 13:00:00	02/16/2024 14:00:00	INSPECTION		An inspection was completed for North Ridgeville Police Department by Uhnak, Michael	1.00
02/16/2024 14:00:00	02/16/2024 15:00:00	DAYBOOK			1.00

Lists the Daily Log items, grouped by Personnel, corresponding to the selected Activity Code and Personnel.



START	END	LOG TYPE	APPARATUS	NOTES	HOURS
02/16/2024 15:00:00	02/16/2024 16:00:00	DAYBOOK		Reports: Dayton Freight All Pro Freight NRPD	1.00
02/20/2024 08:00:00	02/20/2024 09:00:00	DAYBOOK			1.00
02/20/2024 09:00:00	02/20/2024 11:00:00	INSPECTION		An inspection was completed for North Ridgeville Police Department by Uhnak, Michael	2.00
02/20/2024 11:00:00	02/20/2024 12:00:00	INSPECTION		An inspection was completed for Puritas Metal Products by Uhnak, Michael	1.00
02/20/2024 12:00:00	02/20/2024 13:00:00	DAYBOOK			1.00
02/20/2024 13:00:00	02/20/2024 14:00:00	INSPECTION		An inspection was completed for Liberty Elementary by Uhnak, Michael	1.00
02/20/2024 14:00:00	02/20/2024 16:00:00	INSPECTION		An inspection was completed for Fire Investigation for Residential/Commercial Structure Fires/Investigation of an Emergency Response by Uhnak, Michael	2.00
02/21/2024 08:00:00	02/21/2024 10:00:00	INSPECTION		An inspection was completed for Danbury Senior Living by Uhnak, Michael	2.00
02/21/2024 10:00:00	02/21/2024 12:00:00	INSPECTION		An inspection was completed for Fire Investigation for Residential/Commercial Structure Fires/Investigation of an Emergency Response by Uhnak, Michael	2.00
02/21/2024 12:00:00	02/21/2024 13:00:00	DAYBOOK			1.00
02/21/2024 13:00:00	02/21/2024 14:00:00	INSPECTION		An inspection was completed for Liberty Elementary by Uhnak, Michael	1.00
02/21/2024 14:00:00	02/21/2024 14:30:00	INSPECTION		An inspection was completed for Lorain County Health & Dental by Uhnak, Michael	0.50
02/21/2024 14:30:00	02/21/2024 15:00:00	INSPECTION		An inspection was completed for Lorain County Health & Dental by Uhnak, Michael	0.50
02/21/2024 15:00:00	02/21/2024 16:00:00	INSPECTION		An inspection was completed for Lorain County Health & Dental by Uhnak, Michael	1.00
02/22/2024 08:00:00	02/22/2024 09:00:00	DAYBOOK			1.00
02/22/2024 09:00:00	02/22/2024 10:00:00	INSPECTION		An inspection was completed for Dayton Freight by Uhnak, Michael	1.00
02/22/2024 10:00:00	02/22/2024 11:00:00	INSPECTION		An inspection was completed for Dayton Freight by Uhnak, Michael	1.00
02/22/2024 11:00:00	02/22/2024 12:00:00	INSPECTION		An inspection was completed for Dayton Freight by Uhnak, Michael	2.00
02/22/2024 12:00:00	02/22/2024 13:00:00	DAYBOOK			1.00
02/22/2024 13:00:00	02/22/2024 15:00:00	DAYBOOK		Lorain County Health and Dental	2.00
02/22/2024 15:00:00	02/22/2024 16:00:00	DAYBOOK		Research Solar Panel Code Ch. 6 OFC	1.00
02/23/2024 08:00:00	02/23/2024 13:00:00	INSPECTION		An inspection was completed for Fire Investigation for Residential/Commercial Structure Fires/Investigation of an Emergency Response by Uhnak, Michael	5.00
02/23/2024 09:30:00	02/23/2024 11:30:00	DAYBOOK		Bullfrog's investigation with insurance companies	2.00
02/24/2024 08:00:00	02/24/2024 18:00:00	DAYBOOK		Arson Seminar	10.00
02/26/2024 08:00:00	02/26/2024 09:00:00	INSPECTION		An inspection was completed for Lorain County Health & Dental by Uhnak, Michael	1.00
02/26/2024 09:00:00	02/26/2024 11:00:00	INSPECTION		An inspection was completed for Lorain County Health & Dental by Uhnak, Michael	2.00
02/26/2024 10:00:00	02/26/2024 11:00:00	INSPECTION		An inspection was completed for Lorain County Health & Dental by Uhnak, Michael	1.00
02/26/2024 12:00:00	02/26/2024 13:00:00	INSPECTION		An inspection was completed for Liberty Development Company by Uhnak, Michael	1.00
02/26/2024 13:00:00	02/26/2024 15:00:00	INSPECTION		An inspection was completed for North Ridgeville Police Department by Uhnak, Michael	2.00
02/26/2024 15:00:00	02/26/2024 16:00:00	INSPECTION		An inspection was completed for Lorain County Health & Dental by Uhnak, Michael	1.00
02/27/2024 08:00:00	02/27/2024 09:00:00	INSPECTION		An inspection was completed for Dairy Queen by Uhnak, Michael	1.00
02/27/2024 09:00:00	02/27/2024 10:00:00	INSPECTION		An inspection was completed for Dairy Queen by Uhnak, Michael	1.00
02/27/2024 10:00:00	02/27/2024 11:00:00	INSPECTION		An inspection was completed for Lorain County Health & Dental by Uhnak, Michael	1.00
02/27/2024 11:00:00	02/27/2024 12:00:00	INSPECTION		An inspection was completed for Pickett's Place On The Ridge Restaurant by Uhnak, Michael	1.00
02/27/2024 12:00:00	02/27/2024 13:00:00	INSPECTION		An inspection was completed for Lescher Tree Care & Land Clearing by Uhnak, Michael	1.00
02/27/2024 13:00:00	02/27/2024 14:00:00	INSPECTION		An inspection was completed for Lescher Tree Care & Land Clearing by Uhnak, Michael	1.00
02/27/2024 14:00:00	02/27/2024 15:00:00	INSPECTION		An inspection was completed for Poppees Popcorn by Uhnak, Michael	1.00
02/27/2024 15:00:00	02/27/2024 16:00:00	INSPECTION		An inspection was completed for Pickett's Place On The Ridge Restaurant by Uhnak, Michael	1.00
02/28/2024 08:00:00	02/28/2024 09:00:00	DAYBOOK			1.00
02/28/2024 09:00:00	02/28/2024 12:00:00	INSPECTION		An inspection was completed for Riddell by Uhnak, Michael	3.00

Lists the Daily Log items, grouped by Personnel, corresponding to the selected Activity Code and Personnel.



START	END	LOG TYPE	APPARATUS	NOTES	HOURS
02/28/2024 12:00:00	02/28/2024 13:00:00	DAYBOOK			1.00
02/28/2024 13:00:00	02/28/2024 16:00:00	DAYBOOK		Preplan: Lorain County Health. NRPD Lescher Tree	3.00
02/29/2024 08:00:00	02/29/2024 09:00:00	DAYBOOK			1.00
02/29/2024 09:00:00	02/29/2024 11:00:00	DAYBOOK		Riddell	2.00
02/29/2024 09:00:00	02/29/2024 12:00:00	INSPECTION		An inspection was completed for Riddell by Uhnak, Michael	3.00
02/29/2024 12:00:00	02/29/2024 13:00:00	DAYBOOK			1.00
02/29/2024 13:00:00	02/29/2024 15:00:00	DAYBOOK		UH/Con-Ed.	2.00
02/29/2024 13:00:00	02/29/2024 14:00:00	INSPECTION		An inspection was completed for St. Peter's Grounds Building by Uhnak, Michael	1.00
02/29/2024 14:00:00	02/29/2024 16:00:00	INSPECTION		An inspection was completed for Ridge Barbershop by Uhnak, Michael	2.00
Total Hours for: Uhnak, Michael					178.50
Total of all Personnel Hours					178.50

Lists the Daily Log items, grouped by Personnel, corresponding to the selected Activity Code and Personnel.

