



FIRE DEPARTMENT  
MONTHLY REPORT  
DECEMBER 2023



# North Ridgeville Fire Department

North Ridgeville, OH

This report was generated on 1/8/2024 12:15:41 PM



## Incident Statistics

Zone(s): All Zones | Start Date: 12/01/2023 | End Date: 12/31/2023

INCIDENT COUNT			
INCIDENT TYPE		# INCIDENTS	
EMS		435	
FIRE		67	
<b>TOTAL</b>		<b>502</b>	
TOTAL TRANSPORTS (N2 and N3)			
APPARATUS	# of APPARATUS TRANSPORTS	# of PATIENT TRANSPORTS	TOTAL # of PATIENT CONTACTS
<b>TOTAL</b>			
PRE-INCIDENT VALUE		LOSSES	
<b>\$377,970.00</b>		<b>\$260,000.00</b>	
CO CHECKS			
424 - Carbon monoxide incident		2	
736 - CO detector activation due to malfunction		4	
<b>TOTAL</b>		<b>6</b>	
MUTUAL AID			
Aid Type		Total	
Aid Given		9	
Aid Received		9	
OVERLAPPING CALLS			
# OVERLAPPING		% OVERLAPPING	
182		36.25	
LIGHTS AND SIREN - AVERAGE RESPONSE TIME (Dispatch to Arrival)			
Station	EMS	FIRE	
Avon Fire Department	0:14:07		
NRFD Station 1	0:06:14	0:07:30	
NRFD Station 2	0:06:58	0:08:45	
<b>AVERAGE FOR ALL CALLS</b>		<b>0:06:34</b>	
LIGHTS AND SIREN - AVERAGE TURNOUT TIME (Dispatch to Enroute)			
Station	EMS	FIRE	
Avon Fire Department	0:02:06		
NRFD Station 1	0:01:47	0:02:01	
NRFD Station 2	0:01:58	0:02:43	
<b>AVERAGE FOR ALL CALLS</b>		<b>0:01:54</b>	

Only Reviewed Incidents included. EMS for Incident counts includes only 300 to 399 Incident Types. All other incident types are counted as FIRE. CO Checks only includes Incident Types: 424, 736 and 734. # Apparatus Transports = # of incidents where apparatus transported. # Patient Transports = All patients transported by EMS. # Patient Contacts = # of PCR contacted by apparatus. This report now returns both NEMSIS 2 & 3 data as appropriate. For overlapping calls that span over multiple days, total per month will not equal Total count for year.

AGENCY	AVERAGE TIME ON SCENE (MM:SS)
North Ridgeville Fire Department	14:51

Only Reviewed Incidents included. EMS for Incident counts includes only 300 to 399 Incident Types. All other incident types are counted as FIRE. CO Checks only includes Incident Types: 424, 736 and 734. # Apparatus Transports = # of incidents where apparatus transported. # Patient Transports = All patients transported by EMS. # Patient Contacts = # of PCR contacted by apparatus. This report now returns both NEMSIS 2 & 3 data as appropriate. For overlapping calls that span over multiple days, total per month will not equal Total count for year.



FIRE/RESCUE  
SERVICES DATA



# North Ridgeville Fire Department

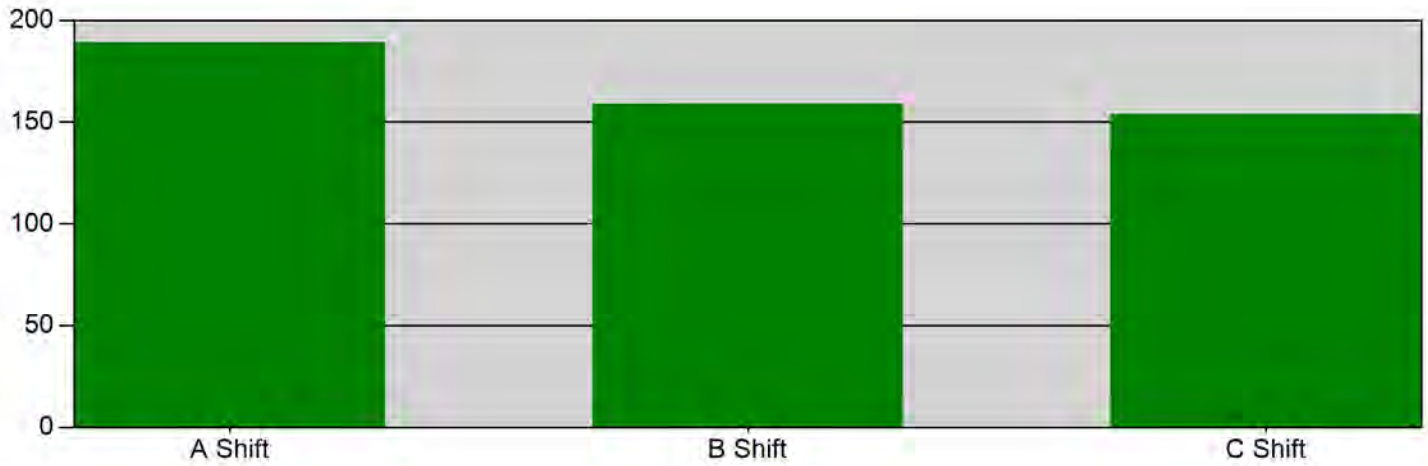
North Ridgeville, OH

This report was generated on 1/8/2024 12:19:16 PM



## Incidents by Shift for Date Range

Start Date: 12/01/2023 | End Date: 12/31/2023



SHIFT	# INCIDENTS
A Shift	189
B Shift	159
C Shift	154

**TOTAL: 502**

Incidents with multiple EXPOSURES, with distinct stations, may create a slight difference between the report total and total number of actual incidents for the DATE RANGE provided. The totals reflect the # INCIDENTS each STATION was assigned. Only REVIEWED incidents included.



# North Ridgeville Fire Department

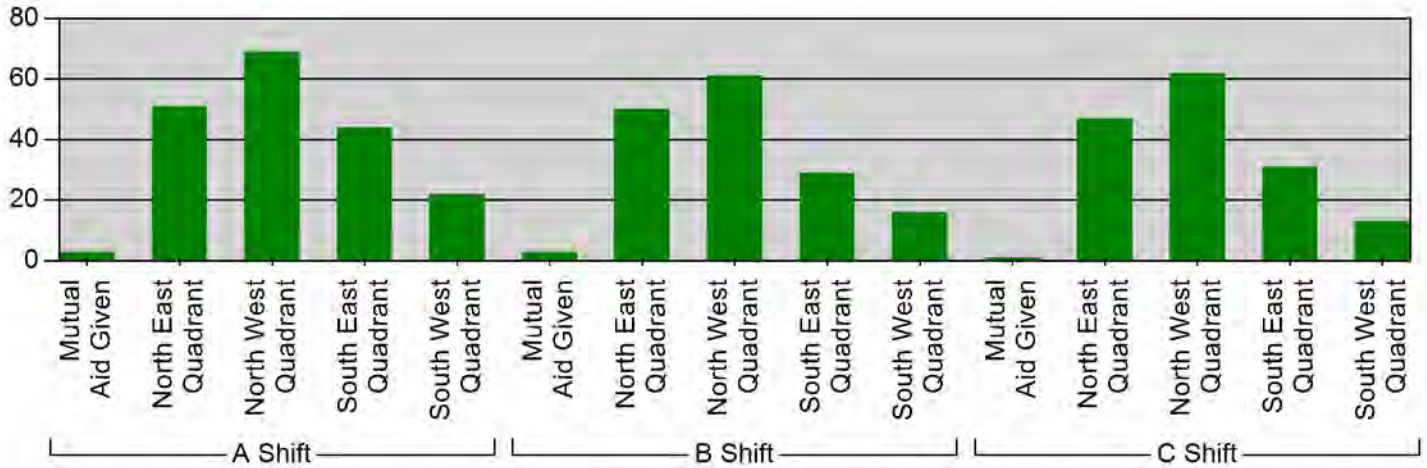
North Ridgeville, OH

This report was generated on 1/8/2024 12:20:16 PM



## Incidents per Zone per Shift for Date Range

Start Date: 12/01/2023 | End Date: 12/31/2023



SHIFT	ZONE	# INCIDENTS
A Shift	Mutual Aid Given	3
	North East Quadrant	51
	North West Quadrant	69
	South East Quadrant	44
	South West Quadrant	22
B Shift	Mutual Aid Given	3
	North East Quadrant	50
	North West Quadrant	61
	South East Quadrant	29
	South West Quadrant	16
C Shift	Mutual Aid Given	1
	North East Quadrant	47
	North West Quadrant	62
	South East Quadrant	31
	South West Quadrant	13

**TOTAL: 502**

The totals reflect the # INCIDENTS each STATION was assigned. Only REVIEWED incidents included.



# North Ridgeville Fire Department

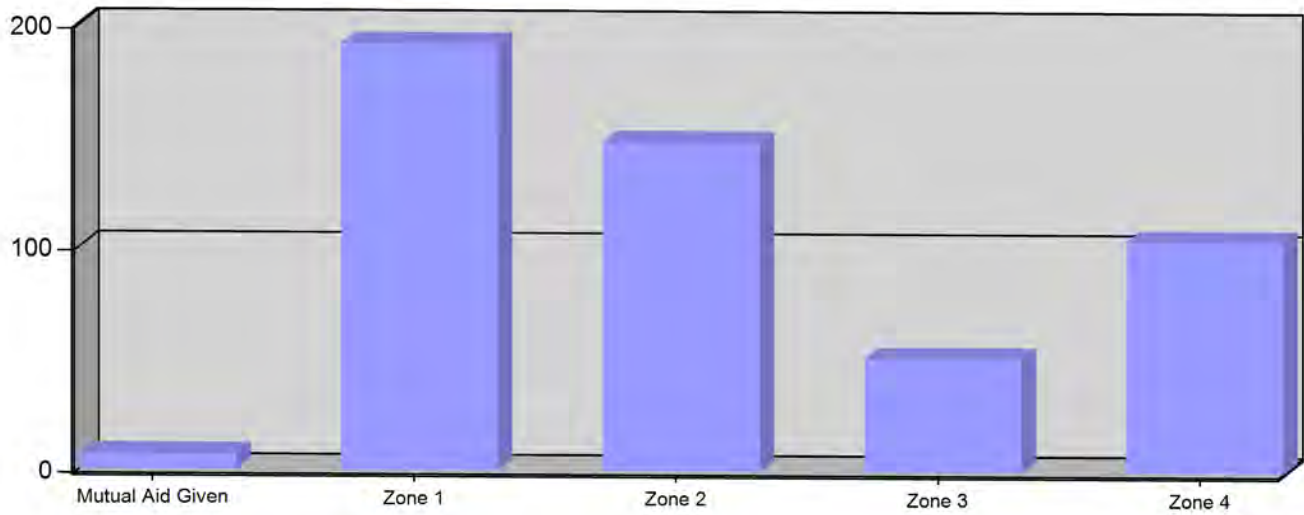
North Ridgeville, OH

This report was generated on 1/8/2024 12:21:10 PM



## Incident Count per Zone for Date Range

Start Date: 12/01/2023 | End Date: 12/31/2023



ZONE	# INCIDENTS
Mutual Aid Given - Mutual Aid Given	7
Zone 1 - North West Quadrant	192
Zone 2 - North East Quadrant	148
Zone 3 - South West Quadrant	51
Zone 4 - South East Quadrant	104

**TOTAL: 502**

Zone information is defined on the Basic Info 3 screen of an incident. Only REVIEWED incidents included. Archived Zones cannot be unarchived.



emergencyreporting.com

Doc Id: 270

Page # 1 of 1

# North Ridgeville Fire Department

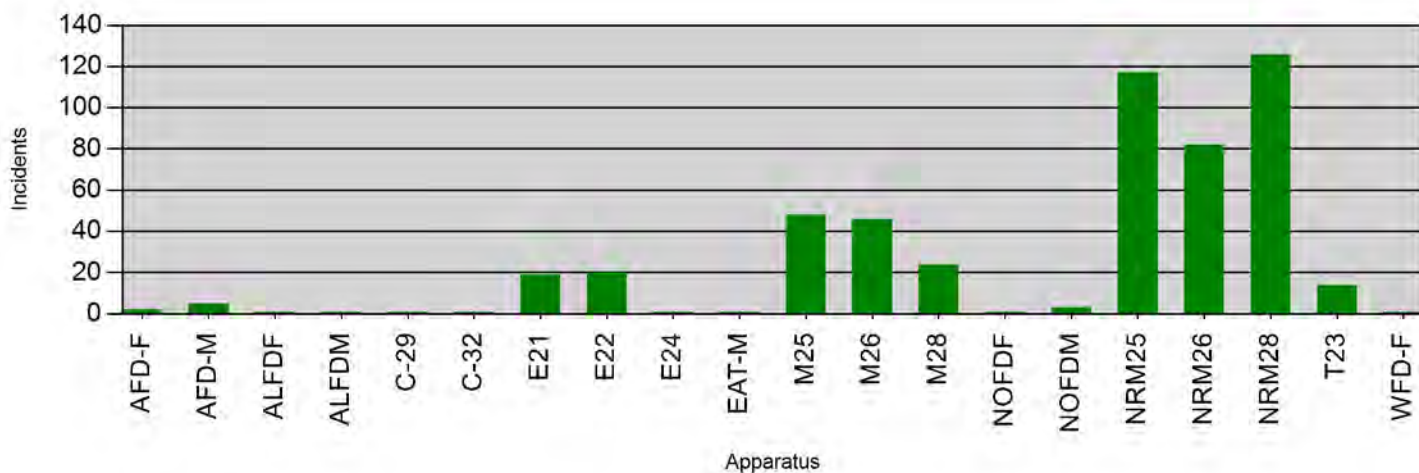
North Ridgeville, OH

This report was generated on 1/8/2024 12:21:46 PM



## Incident Count per Apparatus for Date Range

Start Date: 12/01/2023 | End Date: 12/31/2023



APPARATUS	# of INCIDENTS
AFD-F	2
AFD-M	5
ALDFD	1
ALFDM	1
C-29	1
C-32	1
E21	19
E22	20
E24	1
EAT-M	1
M25	48
M26	46
M28	24
NOFDF	1
NOFDM	3
NRM25	117
NRM26	82
NRM28	126
T23	14
WFD-F	1

Cancelled apparatus (per the THIS APPARATUS WAS CANCELLED checkbox on Basic Info 4) not included. Only REVIEWED incidents included.





# North Ridgeville Fire Department

North Ridgeville, OH

This report was generated on 1/8/2024 12:22:28 PM



## Incidents Per Personnel and Apparatus for Date Range

Start Date: 12/01/2023 | End Date: 12/31/2023

Personnel	AFD-M-AFD Medic	C-29-Car 229	C-32-	E21-Engine 21	E22-Engine 22	E24-Engine 24	EAT-M-Eaton Medic	M25-Medic 25	M26-Medic 26	M28-	NOFDM-NOFD Medic	NRM25-Medic 25	NRM26-Medic 26	NRM28-	T23-Truck 23	Totals
Acord, Steven					6			16	1	5		14	5	16	3	66
Bement, Joshua					2			3		2		12		6	1	26
Buescher, David				3					5				23			31
Campbell, Kory					1	1		1		7		3		35	4	52
Carbone, Mark				11					11				35			57
Castle, Andy				13	2			1	20			4	47	2		89
Chase, Gary				6	4	1		4	15			11	9	11	1	62
Chrosniak, Jason				4	5			15	1	3		5	6	5		44
Cominsky, Mark				6					22	1			18	6	1	54
Cook, Stephen B				1	3	1			1	11		1	1	29	3	51
Eberling, Colt				3	3			3	5			12	24			50
Erlenbach, Christopher								5		3		16		19	1	44
Federan, Christopher				2	6			29	12			4		1		54
Foster, William				5	7			4	5	13		12	9	27	3	85
Gradisek, Grant			1	3	3			6		2		25	4	19	1	64
Kattler, Dustin				2	2			4	2	2		9	9	11		41
Kenney, Richard					6			7		2		21		8		44
Knowlton, Richard					5	1		1		2		14	4	18	3	48
Logan , Brian					5			3				19		6		33
Mutual Aid, Squad Crew	3						1				1					5
Pocos, Kevin				5				1	18	2		5	14	11	1	57
Reese, John		1														1
Roberts, Benjamin					7	1		9		2		16	3	10	1	49
Rogers, Daniel			1							4				32	1	38
Shear, Alexander								2		12		4		46	5	69
Silvi, Justin				3	1			3	16			2				25
Smith, Luke				2	2	1		3	1	2		13	2	14	4	44
Souris, Constantine				3					4	1			10	3	1	22

Incidents Per Personnel and Apparatus for Date Range on reviewed cases



emergencyreporting.com

Doc Id: 1399

Page # 1 of 2

# North Ridgeville Fire Department

North Ridgeville, OH

This report was generated on 1/8/2024 12:23:05 PM



## Incident Type Count per Station for Date Range

Start Date: 12/01/2023 | End Date: 12/31/2023

INCIDENT TYPE	# INCIDENTS
<b>Station: 1 - NRRFD STATION 1</b>	
111 - Building fire	1
321 - EMS call, excluding vehicle accident with injury	302
322 - Motor vehicle accident with injuries	1
324 - Motor vehicle accident with no injuries.	2
411 - Gasoline or other flammable liquid spill	1
412 - Gas leak (natural gas or LPG)	2
424 - Carbon monoxide incident	2
440 - Electrical wiring/equipment problem, other	1
444 - Power line down	1
445 - Arcing, shorted electrical equipment	2
531 - Smoke or odor removal	1
550 - Public service assistance, other	1
553 - Public service	3
554 - Assist invalid	1
561 - Unauthorized burning	1
600 - Good intent call, other	4
611 - Dispatched & cancelled en route	15
622 - No incident found on arrival at dispatch address	3
651 - Smoke scare, odor of smoke	2
710 - Malicious, mischievous false call, other	2
733 - Smoke detector activation due to malfunction	1
736 - CO detector activation due to malfunction	2
743 - Smoke detector activation, no fire - unintentional	1
744 - Detector activation, no fire - unintentional	1
745 - Alarm system activation, no fire - unintentional	1

**# Incidents for 1 - NRRFD Station 1: 354**

<b>Station: 2 - NRRFD STATION 2</b>	
113 - Cooking fire, confined to container	1
131 - Passenger vehicle fire	1
321 - EMS call, excluding vehicle accident with injury	126
322 - Motor vehicle accident with injuries	1
331 - Lock-in (if lock out , use 511 )	1
412 - Gas leak (natural gas or LPG)	3
554 - Assist invalid	2
611 - Dispatched & cancelled en route	1

Only REVIEWED incidents included.



INCIDENT TYPE	# INCIDENTS
622 - No incident found on arrival at dispatch address	2
730 - System malfunction, other	1
733 - Smoke detector activation due to malfunction	2
735 - Alarm system sounded due to malfunction	1
736 - CO detector activation due to malfunction	2
743 - Smoke detector activation, no fire - unintentional	1
745 - Alarm system activation, no fire - unintentional	1

**# Incidents for 2 - NRRFD Station 2:**

**146**

<b>Station: AFD - AVON FIRE DEPARTMENT</b>	
321 - EMS call, excluding vehicle accident with injury	2

**# Incidents for AFD - Avon Fire Department:**

**2**

Only REVIEWED incidents included.



Stearns, Korey				1	5			9	1			35	8		1	60
Strahinic, Kirt			1	1	2			2	9	2		12	6	19	2	56
Student, Student										1		2		4		7
Tanzilli, Noah					1			2		7		17	2	15	1	45
Tolvay, Kerri								4		5		21		17	1	48
Torres, Kim					5			28	1	1		10		5	3	53
Trybus, Nathan					2			3		2		14	9	16		46
Warner, Chad					8			9				49		1		67
Williams, Michael					1			1	2				16	4		24

Incidents Per Personnel and Apparatus for Date Range on reviewed cases



# North Ridgeville Fire Department

North Ridgeville, OH

This report was generated on 1/8/2024 12:23:42 PM



## Average Response Time for Agency for Date Range

Start Date: 12/01/2023 | End Date: 12/31/2023

AGENCY	AVERAGE RESPONSE TIME MM:SS (Dispatch to Arrived)
North Ridgeville Fire Department	6:38

Only REVIEWED incidents included



# North Ridgeville Fire Department

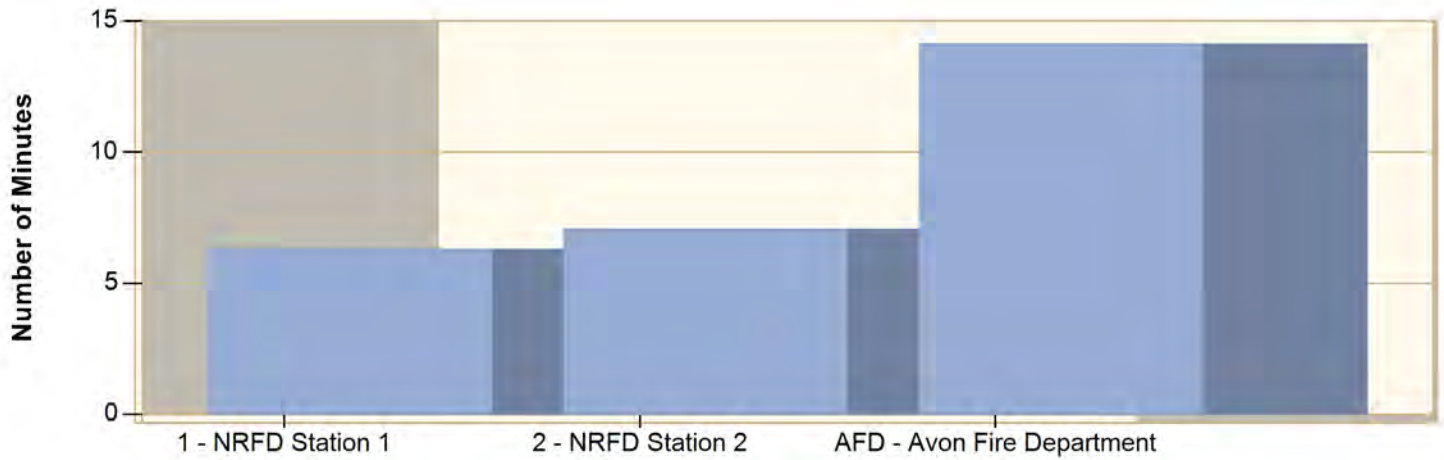
North Ridgeville, OH

This report was generated on 1/8/2024 12:24:18 PM



## Average Response Time per Station for Date Range

Start Date: 12/01/2023 | End Date: 12/31/2023



STATION	AVERAGE RESPONSE MM:SS (Dispatch to Arrived)
1 - NRFD Station 1	6:18
2 - NRFD Station 2	7:03
AFD - Avon Fire Department	14:07

AVERAGE RESPONSE TIME calculated from the average time difference between DISPATCH and ARRIVED times on Basic Info 4. Only REVIEWED incidents included.



emergencyreporting.com

Doc Id: 56

Page # 1 of 1

# North Ridgeville Fire Department

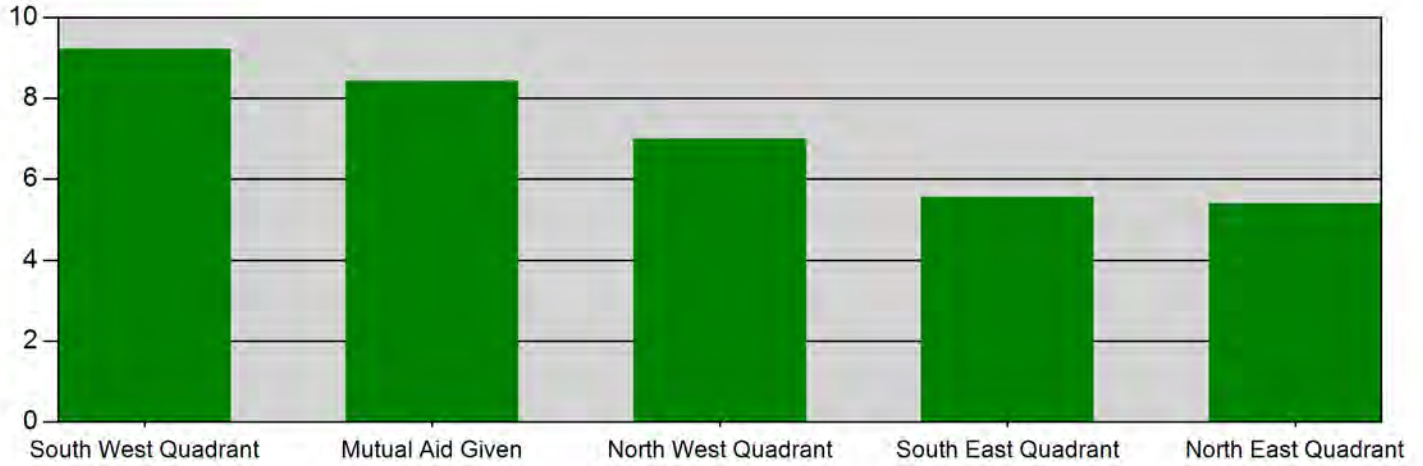
North Ridgeville, OH

This report was generated on 1/8/2024 12:26:25 PM



## Average Response Time per Zone for Date Range

Start Date: 12/01/2023 | End Date: 12/31/2023



Zone	AVERAGE RESPONSE TIME in minutes (Dispatch to Arrived)
Zone 3 - South West Quadrant	9:22
Mutual Aid Given - Mutual Aid Given	8:42
Zone 1 - North West Quadrant	7:00
Zone 4 - South East Quadrant	5:56
Zone 2 - North East Quadrant	5:40

Only REVIEWED incidents included



# North Ridgeville Fire Department

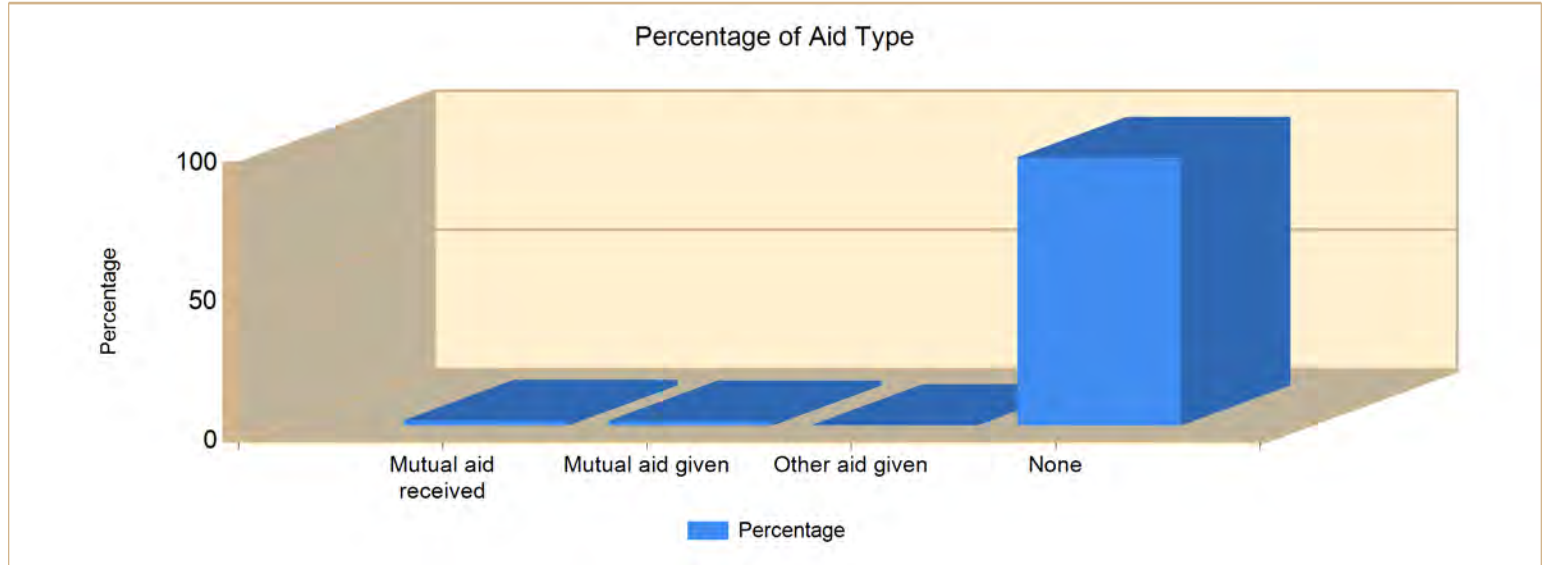
North Ridgeville, OH

This report was generated on 1/8/2024 12:27:02 PM



## Count of Aid Given and Received for Incidents for Date Range

Start Date: 12/01/2023 | End Date: 12/31/2023



AID TYPE	TOTAL	% of TOTAL
Mutual aid received	9	1.8%
Mutual aid given	8	1.6%
Other aid given	1	0.2%
None	484	96.4%

Only REVIEWED incidents included





# North Ridgeville Fire Department

North Ridgeville, OH

This report was generated on 1/8/2024 12:27:41 PM



## Count of Overlapping Incidents for Station for Date Range

Station: All Stations | Start Date: 12/01/2023 | End Date: 12/31/2023

# OVERLAPPING	% OVERLAPPING	TOTAL
182	36.25	502

OVERLAPPING INCIDENT DETAILS				
ALARM	CLEAR/CANCEL	INCIDENT #	INCIDENT TYPE	ZONE
<b>12/1/2023</b>				
12/1/2023 1:10:03 PM	12/1/2023 1:41:39 PM	2023-4761	553	North West Quadrant
12/1/2023 1:33:00 PM	12/1/2023 1:52:56 PM	2023-4762	321	Mutual Aid Given
12/1/2023 1:37:24 PM	12/1/2023 2:02:47 PM	2023-4763	321	North East Quadrant
12/1/2023 4:31:59 PM	12/1/2023 4:59:00 PM	2023-4766	321	North West Quadrant
12/1/2023 4:56:22 PM	12/1/2023 5:18:12 PM	2023-4767	321	North East Quadrant
<b>12/2/2023</b>				
12/2/2023 9:15:26 AM	12/2/2023 9:31:44 AM	2023-4774	321	South East Quadrant
12/2/2023 9:25:14 AM	12/2/2023 9:47:53 AM	2023-4775	321	North West Quadrant
12/2/2023 10:39:50 AM	12/2/2023 11:32:19 AM	2023-4776	412	North East Quadrant
12/2/2023 11:04:46 AM	12/2/2023 11:19:23 AM	2023-4777	321	North West Quadrant
12/2/2023 4:39:29 PM	12/2/2023 4:55:42 PM	2023-4781	321	North West Quadrant
12/2/2023 4:49:45 PM	12/2/2023 5:04:55 PM	2023-4782	321	North West Quadrant
<b>12/3/2023</b>				
12/3/2023 2:27:19 PM	12/3/2023 2:48:47 PM	2023-4792	321	North East Quadrant
12/3/2023 2:47:47 PM	12/3/2023 3:12:17 PM	2023-4793	321	North West Quadrant
12/3/2023 3:09:54 PM	12/3/2023 3:30:44 PM	2023-4794	321	North West Quadrant
<b>12/4/2023</b>				
12/4/2023 5:12:51 AM	12/4/2023 5:27:02 AM	2023-4802	321	North West Quadrant
12/4/2023 5:16:31 AM	12/4/2023 5:38:36 AM	2023-4803	321	North East Quadrant
12/4/2023 12:09:45 PM	12/4/2023 12:24:15 PM	2023-4808	321	North East Quadrant
12/4/2023 12:09:55 PM	12/4/2023 12:21:37 PM	2023-4809	321	North East Quadrant
12/4/2023 5:53:08 PM	12/4/2023 6:07:43 PM	2023-4817	321	North West Quadrant
12/4/2023 5:59:53 PM	12/4/2023 6:35:06 PM	2023-4818	321	North East Quadrant
12/4/2023 7:44:14 PM	12/4/2023 8:02:50 PM	2023-4820	321	North East Quadrant
12/4/2023 7:56:32 PM	12/4/2023 8:16:06 PM	2023-4821	321	North East Quadrant
12/4/2023 7:59:28 PM	12/4/2023 8:15:37 PM	2023-4822	321	North West Quadrant
12/4/2023 8:13:19 PM	12/4/2023 8:34:35 PM	2023-4823	321	North West Quadrant
12/4/2023 8:17:51 PM	12/4/2023 8:35:00 PM	2023-4824	321	North West Quadrant
<b>12/5/2023</b>				
12/5/2023 1:42:43 AM	12/5/2023 1:53:05 AM	2023-4828	321	South East Quadrant
12/5/2023 1:44:14 AM	12/5/2023 1:59:58 AM	2023-4829	321	North East Quadrant

Percentage of incidents overlapping from total incidents in date range for specified station. Compared incident time range as either Alarm to Cancel or Alarm to Clear for incidents that have either Cancel or Clear time recorded. Reviewed calls only. Group by date. Displays date, incident number, incident type (numeric only), zone, and station.



### OVERLAPPING INCIDENT DETAILS

ALARM	CLEAR/CANCEL	INCIDENT #	INCIDENT TYPE	ZONE
12/5/2023 1:55:43 AM	12/5/2023 2:19:23 AM	2023-4830	321	South East Quadrant
12/5/2023 8:49:51 AM	12/5/2023 9:08:16 AM	2023-4834	321	South West Quadrant
12/5/2023 9:05:06 AM	12/5/2023 9:26:56 AM	2023-4835	321	South West Quadrant
12/5/2023 9:25:47 AM	12/5/2023 9:28:44 AM	2023-4836	611	South East Quadrant
12/5/2023 10:32:13 AM	12/5/2023 11:06:01 AM	2023-4837	553	North East Quadrant
12/5/2023 10:35:42 AM	12/5/2023 10:52:19 AM	2023-4838	321	North East Quadrant
12/5/2023 11:54:09 AM	12/5/2023 12:15:49 PM	2023-4839	321	South East Quadrant
12/5/2023 12:11:57 PM	12/5/2023 12:22:36 PM	2023-4840	600	North East Quadrant
12/5/2023 12:21:54 PM	12/5/2023 12:38:57 PM	2023-4841	321	North West Quadrant
12/5/2023 1:43:09 PM	12/5/2023 2:07:35 PM	2023-4842	321	South West Quadrant
12/5/2023 2:05:29 PM	12/5/2023 2:09:31 PM	2023-4843	611	North West Quadrant
12/5/2023 3:59:58 PM	12/5/2023 4:30:44 PM	2023-4844	321	South West Quadrant
12/5/2023 4:07:56 PM	12/5/2023 4:31:52 PM	2023-4845	321	South East Quadrant
<b>12/6/2023</b>				
12/6/2023 11:31:02 AM	12/6/2023 11:49:03 AM	2023-4856	321	South East Quadrant
12/6/2023 11:34:28 AM	12/6/2023 11:50:27 AM	2023-4857	321	South East Quadrant
<b>12/7/2023</b>				
12/7/2023 11:31:37 AM	12/7/2023 11:44:46 AM	2023-4867	412	South East Quadrant
12/7/2023 11:42:03 AM	12/7/2023 12:00:54 PM	2023-4868	321	North East Quadrant
12/7/2023 11:51:54 AM	12/7/2023 12:09:10 PM	2023-4869	321	South West Quadrant
12/7/2023 12:05:58 PM	12/7/2023 12:25:56 PM	2023-4870	321	North West Quadrant
12/7/2023 1:55:09 PM	12/7/2023 2:11:16 PM	2023-4871	321	South West Quadrant
12/7/2023 1:56:57 PM	12/7/2023 2:14:16 PM	2023-4872	321	North West Quadrant
<b>12/8/2023</b>				
12/8/2023 7:23:39 AM	12/8/2023 7:44:48 AM	2023-4877	321	North West Quadrant
12/8/2023 7:33:05 AM	12/8/2023 7:58:05 AM	2023-4878	321	South West Quadrant
12/8/2023 6:10:46 PM	12/8/2023 6:29:37 PM	2023-4886	321	South East Quadrant
12/8/2023 6:24:58 PM	12/8/2023 6:34:13 PM	2023-4887	611	North West Quadrant
12/8/2023 6:31:53 PM	12/8/2023 6:44:37 PM	2023-4888	321	South East Quadrant
<b>12/9/2023</b>				
12/9/2023 5:38:17 AM	12/9/2023 6:22:23 AM	2023-4893	131	South East Quadrant
12/9/2023 6:01:57 AM	12/9/2023 6:27:25 AM	2023-4894	321	North West Quadrant
12/9/2023 6:03:44 AM	12/9/2023 6:25:00 AM	2023-4895	321	North East Quadrant
<b>12/11/2023</b>				
12/11/2023 1:48:02 PM	12/11/2023 2:04:50 PM	2023-4913	600	North East Quadrant
12/11/2023 1:50:12 PM	12/11/2023 2:04:38 PM	2023-4914	321	North West Quadrant
12/11/2023 5:53:31 PM	12/11/2023 6:27:38 PM	2023-4918	321	North East Quadrant
12/11/2023 6:13:25 PM	12/11/2023 6:26:54 PM	2023-4919	321	North East Quadrant
<b>12/12/2023</b>				
12/12/2023 3:42:54 AM	12/12/2023 4:04:37 AM	2023-4925	321	South East Quadrant
12/12/2023 3:50:19 AM	12/12/2023 4:17:01 AM	2023-4926	321	North West Quadrant
12/12/2023 6:25:44 PM	12/12/2023 6:43:54 PM	2023-4935	321	North West Quadrant
12/12/2023 6:38:33 PM	12/12/2023 7:04:51 PM	2023-4936	321	North West Quadrant

Percentage of incidents overlapping from total incidents in date range for specified station. Compared incident time range as either Alarm to Cancel or Alarm to Clear for incidents that have either Cancel or Clear time recorded. Reviewed calls only. Group by date. Displays date, incident number, incident type (numeric only), zone, and station.



**OVERLAPPING INCIDENT DETAILS**

ALARM	CLEAR/CANCEL	INCIDENT #	INCIDENT TYPE	ZONE
<b>12/13/2023</b>				
12/13/2023 6:38:26 AM	12/13/2023 7:08:55 AM	2023-4945	321	North East Quadrant
12/13/2023 7:02:23 AM	12/13/2023 7:18:39 AM	2023-4946	321	North East Quadrant
12/13/2023 12:30:49 PM	12/13/2023 12:58:35 PM	2023-4949	440	North West Quadrant
12/13/2023 12:42:00 PM	12/13/2023 12:57:36 PM	2023-4950	321	North East Quadrant
12/13/2023 12:50:01 PM	12/13/2023 1:04:55 PM	2023-4951	321	North East Quadrant
12/13/2023 4:15:18 PM	12/13/2023 4:31:20 PM	2023-4955	321	North West Quadrant
12/13/2023 4:17:00 PM	12/13/2023 4:38:31 PM	2023-4956	733	North West Quadrant
<b>12/15/2023</b>				
12/15/2023 10:20:13 AM	12/15/2023 10:43:12 AM	2023-4980	321	North West Quadrant
12/15/2023 10:20:58 AM	12/15/2023 10:23:27 AM	2023-4981	611	South East Quadrant
12/15/2023 10:22:05 AM	12/15/2023 10:36:14 AM	2023-4982	321	North East Quadrant
12/15/2023 11:15:28 AM	12/15/2023 11:52:37 AM	2023-4983	321	North West Quadrant
12/15/2023 11:24:41 AM	12/15/2023 11:44:44 AM	2023-4984	321	South West Quadrant
12/15/2023 11:30:29 AM	12/15/2023 11:44:00 AM	2023-4985	561	North West Quadrant
12/15/2023 11:37:54 AM	12/15/2023 11:57:48 AM	2023-4986	321	North West Quadrant
12/15/2023 12:19:05 PM	12/15/2023 12:44:04 PM	2023-4987	321	South East Quadrant
12/15/2023 12:22:14 PM	12/15/2023 12:38:38 PM	2023-4988	321	North West Quadrant
12/15/2023 1:33:56 PM	12/15/2023 1:54:59 PM	2023-4990	321	North West Quadrant
12/15/2023 1:42:43 PM	12/15/2023 1:58:24 PM	2023-4991	321	North East Quadrant
12/15/2023 1:43:13 PM	12/15/2023 2:07:38 PM	2023-4992	321	South East Quadrant
12/15/2023 1:49:22 PM	12/15/2023 2:07:27 PM	2023-4993	321	South West Quadrant
12/15/2023 4:53:43 PM	12/15/2023 5:13:17 PM	2023-4998	321	South East Quadrant
12/15/2023 5:08:16 PM	12/15/2023 5:35:44 PM	2023-4999	321	North West Quadrant
<b>12/16/2023</b>				
12/16/2023 3:13:03 PM	12/16/2023 5:54:23 PM	2023-5008	321	North West Quadrant
12/16/2023 4:54:15 PM	12/16/2023 5:30:58 PM	2023-5009	321	South West Quadrant
12/16/2023 9:13:22 PM	12/16/2023 9:30:18 PM	2023-5012	321	South East Quadrant
12/16/2023 9:22:16 PM	12/16/2023 9:26:23 PM	2023-5013	611	North East Quadrant
<b>12/17/2023</b>				
12/17/2023 2:23:32 AM	12/17/2023 2:51:04 AM	2023-5016	321	South West Quadrant
12/17/2023 2:30:32 AM	12/17/2023 2:53:26 AM	2023-5017	321	South East Quadrant
12/17/2023 10:22:24 AM	12/17/2023 10:38:24 AM	2023-5021	321	South East Quadrant
12/17/2023 10:38:17 AM	12/17/2023 10:56:34 AM	2023-5022	321	North West Quadrant
12/17/2023 5:32:28 PM	12/17/2023 5:48:52 PM	2023-5026	321	North East Quadrant
12/17/2023 5:42:17 PM	12/17/2023 5:59:42 PM	2023-5027	321	South East Quadrant
12/17/2023 5:45:32 PM	12/17/2023 6:13:54 PM	2023-5028	445	North West Quadrant
<b>12/18/2023</b>				
12/18/2023 11:00:13 AM	12/18/2023 11:14:07 AM	2023-5036	321	North West Quadrant
12/18/2023 11:10:27 AM	12/18/2023 11:28:57 AM	2023-5037	321	South East Quadrant
12/18/2023 11:21:40 AM	12/18/2023 11:34:56 AM	2023-5038	321	North West Quadrant
12/18/2023 10:49:35 PM	12/18/2023 11:36:39 PM	2023-5046	321	North West Quadrant
12/18/2023 10:57:24 PM	12/18/2023 11:17:14 PM	2023-5047	321	North East Quadrant

Percentage of incidents overlapping from total incidents in date range for specified station. Compared incident time range as either Alarm to Cancel or Alarm to Clear for incidents that have either Cancel or Clear time recorded. Reviewed calls only. Group by date. Displays date, incident number, incident type (numeric only), zone, and station.



**OVERLAPPING INCIDENT DETAILS**

ALARM	CLEAR/CANCEL	INCIDENT #	INCIDENT TYPE	ZONE
12/18/2023 11:16:27 PM	12/18/2023 11:40:38 PM	2023-5048	554	North West Quadrant
<b>12/19/2023</b>				
12/19/2023 10:51:06 PM	12/19/2023 11:17:17 PM	2023-5059	321	North East Quadrant
12/19/2023 11:02:30 PM	12/19/2023 11:20:17 PM	2023-5060	321	North West Quadrant
<b>12/20/2023</b>				
12/20/2023 9:01:22 AM	12/20/2023 9:21:23 AM	2023-5065	321	South East Quadrant
12/20/2023 9:19:29 AM	12/20/2023 9:33:43 AM	2023-5066	321	North West Quadrant
12/20/2023 9:29:51 AM	12/20/2023 9:49:06 AM	2023-5067	321	North West Quadrant
12/20/2023 1:32:09 PM	12/20/2023 1:43:36 PM	2023-5068	651	North West Quadrant
12/20/2023 1:38:33 PM	12/20/2023 1:57:53 PM	2023-5069	321	North West Quadrant
12/20/2023 2:06:13 PM	12/20/2023 2:28:40 PM	2023-5070	321	North West Quadrant
12/20/2023 2:13:37 PM	12/20/2023 2:36:56 PM	2023-5071	622	North West Quadrant
12/20/2023 7:57:57 PM	12/20/2023 8:14:05 PM	2023-5075	321	North East Quadrant
12/20/2023 8:01:47 PM	12/20/2023 8:18:26 PM	2023-5076	321	North West Quadrant
12/20/2023 10:47:32 PM	12/20/2023 11:06:28 PM	2023-5078	321	North West Quadrant
12/20/2023 10:51:13 PM	12/20/2023 11:12:26 PM	2023-5079	321	South East Quadrant
<b>12/21/2023</b>				
12/21/2023 2:21:01 PM	12/21/2023 2:45:09 PM	2023-5090	321	North East Quadrant
12/21/2023 2:32:11 PM	12/21/2023 2:53:51 PM	2023-5091	321	North West Quadrant
12/21/2023 2:47:36 PM	12/21/2023 3:10:35 PM	2023-5092	321	North East Quadrant
12/21/2023 5:57:36 PM	12/21/2023 6:17:47 PM	2023-5095	321	North West Quadrant
12/21/2023 6:17:29 PM	12/21/2023 6:30:58 PM	2023-5096	321	North West Quadrant
<b>12/22/2023</b>				
12/22/2023 2:42:47 AM	12/22/2023 4:32:58 AM	2023-5101	321	South West Quadrant
12/22/2023 3:11:19 AM	12/22/2023 3:28:10 AM	2023-5102	321	North West Quadrant
12/22/2023 4:03:02 AM	12/22/2023 4:19:17 AM	2023-5103	554	South East Quadrant
12/22/2023 8:55:20 AM	12/22/2023 9:51:37 AM	2023-5104	424	North West Quadrant
12/22/2023 9:38:51 AM	12/22/2023 9:58:25 AM	2023-5105	321	South East Quadrant
12/22/2023 1:03:20 PM	12/22/2023 1:21:04 PM	2023-5108	321	North West Quadrant
12/22/2023 1:14:46 PM	12/22/2023 1:33:25 PM	2023-5109	321	South West Quadrant
12/22/2023 10:04:35 PM	12/22/2023 10:48:21 PM	2023-5114	321	North West Quadrant
12/22/2023 10:26:04 PM	12/22/2023 10:51:24 PM	2023-5115	321	North West Quadrant
<b>12/23/2023</b>				
12/23/2023 3:30:40 PM	12/23/2023 3:59:30 PM	2023-5124	412	North East Quadrant
12/23/2023 3:57:17 PM	12/23/2023 4:21:54 PM	2023-5125	321	North East Quadrant
12/23/2023 4:08:15 PM	12/23/2023 4:23:22 PM	2023-5126	321	South East Quadrant
12/23/2023 8:37:18 PM	12/23/2023 11:19:02 PM	2023-5129	111	North East Quadrant
12/23/2023 9:08:38 PM	12/23/2023 9:32:00 PM	2023-5130	321	North West Quadrant
12/23/2023 9:38:42 PM	12/23/2023 10:40:10 PM	2023-5131	321	South East Quadrant
12/23/2023 10:53:56 PM	12/23/2023 11:12:33 PM	2023-5132	321	North West Quadrant
12/23/2023 11:56:46 PM	12/24/2023 12:14:32 AM	2023-5133	321	North West Quadrant
12/23/2023 11:58:06 PM	12/24/2023 12:24:01 AM	2023-5134	321	South East Quadrant

Percentage of incidents overlapping from total incidents in date range for specified station. Compared incident time range as either Alarm to Cancel or Alarm to Clear for incidents that have either Cancel or Clear time recorded. Reviewed calls only. Group by date. Displays date, incident number, incident type (numeric only), zone, and station.



**OVERLAPPING INCIDENT DETAILS**

ALARM	CLEAR/CANCEL	INCIDENT #	INCIDENT TYPE	ZONE
<b>12/24/2023</b>				
12/24/2023 1:00:26 AM	12/24/2023 1:17:58 AM	2023-5135	321	South East Quadrant
12/24/2023 1:05:54 AM	12/24/2023 1:27:13 AM	2023-5136	321	North West Quadrant
12/24/2023 8:09:40 AM	12/24/2023 9:36:50 AM	2023-5138	321	South East Quadrant
12/24/2023 9:11:00 AM	12/24/2023 9:27:32 AM	2023-5139	321	North West Quadrant
12/24/2023 2:14:03 PM	12/24/2023 2:59:17 PM	2023-5145	651	North West Quadrant
12/24/2023 2:29:55 PM	12/24/2023 2:55:41 PM	2023-5146	321	North West Quadrant
12/24/2023 2:25:58 PM	12/24/2023 2:41:12 PM	2023-5147	743	North East Quadrant
12/24/2023 2:33:23 PM	12/24/2023 2:50:16 PM	2023-5148	321	North East Quadrant
12/24/2023 2:49:59 PM	12/24/2023 3:08:44 PM	2023-5149	321	North East Quadrant
<b>12/26/2023</b>				
12/26/2023 2:45:57 AM	12/26/2023 3:07:53 AM	2023-5165	321	North East Quadrant
12/26/2023 2:55:09 AM	12/26/2023 3:16:05 AM	2023-5166	321	North West Quadrant
12/26/2023 11:40:27 AM	12/26/2023 11:59:14 AM	2023-5172	321	North West Quadrant
12/26/2023 11:49:05 AM	12/26/2023 12:11:12 PM	2023-5173	321	North West Quadrant
12/26/2023 1:43:13 PM	12/26/2023 2:10:19 PM	2023-5176	321	North West Quadrant
12/26/2023 1:46:50 PM	12/26/2023 1:59:13 PM	2023-5177	321	North West Quadrant
<b>12/27/2023</b>				
12/27/2023 7:19:36 AM	12/27/2023 7:38:47 AM	2023-5185	321	North East Quadrant
12/27/2023 7:28:05 AM	12/27/2023 7:49:47 AM	2023-5186	321	South West Quadrant
12/27/2023 8:41:52 AM	12/27/2023 11:52:42 AM	2023-5187	412	South West Quadrant
12/27/2023 9:35:01 AM	12/27/2023 9:57:39 AM	2023-5188	321	North West Quadrant
12/27/2023 9:57:58 AM	12/27/2023 10:14:52 AM	2023-5189	321	South East Quadrant
12/27/2023 10:19:11 AM	12/27/2023 10:53:10 AM	2023-5190	321	North West Quadrant
12/27/2023 11:08:24 AM	12/27/2023 11:20:11 AM	2023-5191	321	North East Quadrant
12/27/2023 11:20:48 AM	12/27/2023 11:43:45 AM	2023-5192	321	North West Quadrant
12/27/2023 11:25:25 AM	12/27/2023 11:45:40 AM	2023-5193	321	North East Quadrant
12/27/2023 11:45:27 AM	12/27/2023 11:55:52 AM	2023-5194	321	North West Quadrant
12/27/2023 4:09:15 PM	12/27/2023 4:35:46 PM	2023-5196	321	North West Quadrant
12/27/2023 4:32:50 PM	12/27/2023 4:52:56 PM	2023-5197	321	North West Quadrant
<b>12/28/2023</b>				
12/28/2023 6:40:23 AM	12/28/2023 6:55:06 AM	2023-5201	321	South East Quadrant
12/28/2023 6:51:57 AM	12/28/2023 7:06:38 AM	2023-5202	321	South East Quadrant
12/28/2023 3:18:57 PM	12/28/2023 3:32:54 PM	2023-5210	736	South East Quadrant
12/28/2023 3:32:45 PM	12/28/2023 3:51:57 PM	2023-5211	321	South East Quadrant
12/28/2023 7:40:03 PM	12/28/2023 8:18:31 PM	2023-5216	321	North West Quadrant
12/28/2023 8:06:00 PM	12/28/2023 8:26:43 PM	2023-5217	321	North East Quadrant
12/28/2023 8:20:02 PM	12/28/2023 8:39:31 PM	2023-5218	321	North West Quadrant
12/28/2023 11:49:14 PM	12/29/2023 12:14:17 AM	2023-5220	321	North West Quadrant
<b>12/29/2023</b>				
12/29/2023 12:08:15 AM	12/29/2023 1:02:09 AM	2023-5221	324	North West Quadrant
12/29/2023 7:09:43 AM	12/29/2023 7:31:00 AM	2023-5223	321	South West Quadrant
12/29/2023 7:08:58 AM	12/29/2023 7:40:36 AM	2023-5224	321	North East Quadrant

Percentage of incidents overlapping from total incidents in date range for specified station. Compared incident time range as either Alarm to Cancel or Alarm to Clear for incidents that have either Cancel or Clear time recorded. Reviewed calls only. Group by date. Displays date, incident number, incident type (numeric only), zone, and station.



**OVERLAPPING INCIDENT DETAILS**

<b>ALARM</b>	<b>CLEAR/CANCEL</b>	<b>INCIDENT #</b>	<b>INCIDENT TYPE</b>	<b>ZONE</b>
12/29/2023 10:08:33 AM	12/29/2023 10:28:58 AM	2023-5225	321	South East Quadrant
12/29/2023 10:16:36 AM	12/29/2023 10:29:35 AM	2023-5226	321	North West Quadrant
12/29/2023 2:45:23 PM	12/29/2023 3:47:17 PM	2023-5231	321	North East Quadrant
12/29/2023 2:55:45 PM	12/29/2023 3:11:06 PM	2023-5232	321	North West Quadrant
12/29/2023 3:26:58 PM	12/29/2023 3:49:53 PM	2023-5233	321	North West Quadrant

Percentage of incidents overlapping from total incidents in date range for specified station. Compared incident time range as either Alarm to Cancel or Alarm to Clear for incidents that have either Cancel or Clear time recorded. Reviewed calls only. Group by date. Displays date, incident number, incident type (numeric only), zone, and station.



# North Ridgeville Fire Department

North Ridgeville, OH

This report was generated on 1/8/2024 12:28:14 PM



## Property Values versus Loss and Save per Incident for Date Range

Start Date: 12/01/2023 | End Date: 12/31/2023

INCIDENT #	PRE-INCIDENT VALUE	LOSSES	SAVED
2023-5129	\$377,970.00	\$260,000.00	\$117,970.00
<b>Totals:</b>	<b>\$377,970.00</b>	<b>\$260,000.00</b>	<b>\$117,970.00</b>

Both the PRE-INCIDENT VALUE and LOSSES columns are the summation of the respective Property and Contents fields as recorded on the Basic Info 5 screen of an incident. Only REVIEWED incidents included. EMS incidents excluded.





# EMERGENCY MEDICAL SERVICES DATA





# Agency Activity Summary

UH - North Ridgeville Fire Dept

Agency: UH - North Ridgeville Fire Dept | Service Date: From 12/01/2023 Through 12/31/2023

**Total Number of ePCRs: 431**

**Total Number of Incidents: 431**

## **By Branch**

01 Station 1 = 304

02 Station 2 = 127

## **Billing Disposition (ePCR Data Only)**

	#	%		#	%
Treated/Transported	353	81.9%	Dead Prior To Arrival	5	1.2%
Treated / Transferred Care	N/A	N/A	Dead After Arrival	1	0.2%
Treated/No Transport (AMA)	35	8.1%	Treat/Transported by Private Veh.	N/A	N/A
Treated / No Transport (Per Protocol)	11	2.6%	Assist	8	1.9%
Transported / Refused Care	N/A	N/A	Other	1	0.2%
No Transport / Refused Care	17	3.9%	No Patient Found	N/A	N/A
Cancelled	N/A	N/A			
Left Blank	N/A	N/A			

## **Unit Disposition (ePCR Data Only)**

Description	#	%
Non-Patient Incident (Not Otherwise Listed)	8	1.9%
Patient Contact Made	423	98.1%
Left Blank	0	0.0%
<b>Total</b>	<b>431</b>	<b>100.0%</b>

## **Patient Evaluation/Care Disposition (ePCR Data Only)**

Description	#	%
Not Applicable	8	1.9%
Patient Evaluated and Care Provided	399	92.6%
Patient Evaluated, No Care Required	7	1.6%
Patient Refused Evaluation/Care	17	3.9%
Left Blank	0	0.0%
<b>Total</b>	<b>431</b>	<b>100.0%</b>

## **Crew Disposition (ePCR Data Only)**

Description	#	%
Back in Service, Care/Support Services Refused	17	3.9%
Back in Service, No Care/Support Services Required	15	3.5%
Initiated and Continued Primary Care	399	92.6%
Left Blank	0	0.0%
<b>Total</b>	<b>431</b>	<b>100.0%</b>

## **Transport Disposition (ePCR Data Only)**

Description	#	%
No Transport	35	8.1%
Not Applicable	8	1.9%
Patient Refused Transport	35	8.1%
Transport by This EMS Unit (This Crew Only)	353	81.9%
Left Blank	0	0.0%
<b>Total</b>	<b>431</b>	<b>100.0%</b>

Run Type	#	%		#	%
<b>Emergency Runs</b>	431	100.0%	<b>Non-Emergency Runs</b>	N/A	N/A
Stand By	N/A	N/A	Stand By	N/A	N/A
Mutual Aid	2	0.5%	Mutual Aid	N/A	N/A
Interfacility	N/A	N/A	Interfacility	N/A	N/A
Intercept	N/A	N/A	Intercept	N/A	N/A
<b>Emergency Runs (Scheduled)</b>	N/A	N/A	<b>Non-Emergency Runs (Scheduled)</b>	N/A	N/A
Stand By	N/A	N/A	Stand By	N/A	N/A
Mutual Aid	N/A	N/A	Mutual Aid	N/A	N/A
Interfacility	N/A	N/A	Interfacility	N/A	N/A
Intercept	N/A	N/A	Intercept	N/A	N/A

Emergency Type Left Blank: 0

### Runs by Unit (ePCR Data Only)

Unit	Total Runs	Treat/Transp	Treat/Transfer	Treat/No Transp(AMA)	Treat/No Transp(PP)	Transp/Ref. Care	Cancelled	Dead Prior Arr	Dead After Arr	T/T Priv Veh	No Trans/Ref. Care	Assist	Other	No Pat. Found
NRM25	164	134	0	13	2	0	0	3	0	0	9	3	0	0
NRM26	127	92	0	14	9	0	0	2	1	0	4	4	1	0
NRM28	140	127	0	8	0	0	0	0	0	0	4	1	0	0
<b>Total</b>	<b>431</b>	<b>353</b>	<b>0</b>	<b>35</b>	<b>11</b>	<b>0</b>	<b>0</b>	<b>5</b>	<b>1</b>	<b>0</b>	<b>17</b>	<b>8</b>	<b>1</b>	<b>0</b>

### Runs by Service Level (ePCR Data Only)

Dispatched Service Level	#	%	Recommended Service Level	#	%
BLS	431	100.0%	BLS	126	29.2%
ALS	N/A	N/A	ALS1	301	69.8%
SCT	N/A	N/A	ALS2	4	0.9%
			SCT	N/A	N/A
			Rotary Wing	N/A	N/A
			Fixed Wing	N/A	N/A

### Runs by Insurance Type with Service Level (ePCR Data Only) (Multiple

insurance types may have been marked on a run)

Type	BLS	%	ALS1	%	ALS2	%	SCT	%Rotary Wing	%Fixed Wing	%	Total	%
None	126	29.2%	301	69.8%	4	0.9%	N/A	N/A	N/A	N/A	431	100.0%

### Runs by Primary PI (ePCR Data Only)

Description	#	%
ABNORMAL LABS	4	0.9%
ALCOHOL ABUSE WITH INTOXICATION	3	0.7%
Abdominal Pain	13	3.0%
Allergic Reaction	1	0.2%
Alt. Level Conscious	18	4.2%
Anxiety	4	0.9%
Apnea	1	0.2%
Asthma Symptoms	1	0.2%
Back Pain (No Trauma)	10	2.3%
Behavioral Disorder	5	1.2%
COVID-19 (SUSPECTED)	3	0.7%
CVA/Stroke	5	1.2%
Cardiac Symptoms	6	1.4%
Chest Pain	21	4.9%
Cough W/Blood	1	0.2%
Dehydration Symp.	3	0.7%
Diabetic Symptoms	8	1.9%
Dizziness	14	3.2%
Dyspnea-SOB	42	9.7%
Elevated Temp/Fever	6	1.4%

FREQUENT FALLS	31	7.2%
Flu Symptoms	5	1.2%
GI -Bleed	3	0.7%
GI -Constipation	4	0.9%
GI -Diarrhea	3	0.7%
HYPOTENSION	3	0.7%
Hemorrhage-(severe medical)	3	0.7%
Hypertension	4	0.9%
MEDICAL DEVICE FAILURE	7	1.6%
MINOR / GENERAL INJURY	15	3.5%
Migraine	1	0.2%
Monitoring Required	6	1.4%
NON-TRAUMATIC ARM PAIN	3	0.7%
NON-TRAUMATIC LEG PAIN	14	3.2%
Nausea	4	0.9%
No Medical Problem	17	3.9%
Nose Bleed	3	0.7%
OB/Gyn	1	0.2%
OD - SUSPECTED OVERDOSE -	2	0.5%
OTHER NARCOTICS		
Obvious Death	6	1.4%
Poisoning	1	0.2%
Post-Op Complication	1	0.2%
Psychiatric Emerg.	11	2.6%
SEPSIS	4	0.9%
SUICIDE ATTEMPT	2	0.5%
Seizure	9	2.1%
Syncope/Fainting	7	1.6%
Trauma Injury	13	3.0%
Unconscious	2	0.5%
Unknown Medical	4	0.9%
Urinary Bleeding	2	0.5%
Urination Problem	3	0.7%
Vomiting	3	0.7%
Weakness	45	10.4%
<i>Left Blank</i>	20	4.6%
<i>Total</i>	431	100.0%

## **Runs by Dispatch (EMD) Code**

<u>Description</u>	<u>#</u>	<u>%</u>
01A01 Abdominal Pain	15	3.5%
02B01 Allergies/Envenomations	1	0.2%
04B03 Assault/Sexual Assault	2	0.5%
05A01 Back Pain (Non-traumatic)	10	2.3%
06E01 Breathing Problems	46	10.7%
09E02 Cardiac or Respiratory Arrest/Death	7	1.6%
10D01 Chest Pain/ Chest Discomfort	29	6.7%
11E01 Choking	1	0.2%
12C01 Convulsions/Seizures	10	2.3%
13C02 Diabetic Problems	4	0.9%
17B03 Falls	104	24.1%
19C07 Heart Problems/AICD	6	1.4%
21B01 Hemorrhage/Laceration	9	2.1%
23C07 Overdose/Poisoning	4	0.9%
24B02 Pregnancy/Childbirth/Miscarriage	1	0.2%
25B06 Psychiatric/Abnormal Behavior/Suicide Attempt	22	5.1%
26B01 Sick Person (Specific Diagnosis)	99	23.0%
27B04 Stab/Gunshot/Penetrating Trauma	1	0.2%
28C12 Stroke (CVA/TIA)	11	2.6%
29B05 Traffic/Transportation Incident	4	0.9%
30B01 Traumatic Injuries	5	1.2%
31C01 Unconscious/Fainting	10	2.3%
32B01 Unknown Problem	16	3.7%
37A01 Other / Public Assist	14	3.2%
<i>Left Blank</i>	0	0.0%
<hr/> <i>Total</i>	431	100.0%

**Transport From (Category)**

	#	%
--Left Blank--	431	100.0%
<i>Total</i>	431	100.0%

**Transport From (Facility) (ePCR Data Only)**

	#	%
--Left Blank--	431	100.0%
<i>Total</i>	431	100.0%

**Transport To (Destination Facility) (ePCR Data Only)**

	#	%
UH - ST JOHN MEDICAL CENTER	210	48.7%
--Left Blank--	78	18.1%
Avon Richard E. Jacobs Health Center	76	17.6%
UH - ELYRIA MEDICAL CENTER	64	14.8%
CCF - Fairview	2	0.5%
Southwest General Health Center	1	0.2%
<i>Total</i>	431	100.0%



# FIRE PREVENTION INSPECTION REPORT



# North Ridgeville Fire Department

North Ridgeville, OH


This report was generated on 1/8/2024 12:29:58 PM




## Completed Inspections per Zone for Date Range

Start Date: 12/01/2023 | End Date: 12/31/2023

ZONE	ID	OCCUPANCY	ADDRESS	INSPECTED
<b>Zone 1- NW - Zone 1- North West Quadrant</b>				
		Chaplin logistics/RW Beckett Bldg 5	39111 Center Ridge RD	12/01/2023
		Chaplin logistics/RW Beckett Bldg 5	39111 Center Ridge RD	12/01/2023
		Dayton Freight	38686 Taylor PKY	12/04/2023
		Dayton Freight	38686 Taylor PKY	12/06/2023
		Riddell	7501 Performance Lane LN	12/06/2023
		RW Beckett Corp	38251 Center Ridge RD	12/06/2023
		My Wood Loft	39097 Center Ridge	12/06/2023
		Dayton Freight	38686 Taylor PKY	12/07/2023
		Dayton Freight	38686 Taylor PKY	12/07/2023
		Dayton Freight	38686 Taylor PKY	12/12/2023
		Dayton Freight	38686 Taylor PKY	12/12/2023
		Dayton Freight	38686 Taylor PKY	12/12/2023
		Dayton Freight	38686 Taylor PKY	12/12/2023
		Dayton Freight	38686 Taylor PKY	12/13/2023
		Old Town Hall Theater/Museum	36119 Center Ridge	12/14/2023
<b>Zone 2- NE - Zone 2- North East Quadrant</b>				
		RGI International	34999 Mills RD	12/01/2023
		Bigby Coffee	35111 Center Ridge RD	12/01/2023
		EQ Technologies Design Studio	34910 Center Ridge RD #Suite 1	12/04/2023
		United States Post Office	34760 Center Ridge	12/04/2023
		City Diner	34900 Center Ridge	12/04/2023
		North Ridgeville Police Department	7070 Ranger WAY	12/05/2023
		North Ridgeville Police Department	7070 Ranger WAY	12/05/2023
	Providence Square 4	Color Nails & Spa	34125 Center Ridge RD	12/05/2023
		Taco Bell	32350 Lorain	12/11/2023
		Fire Investigation for Residential Structure Fires	7000 Ranger Way	12/11/2023
	North Ridgeville Plaza 2	Goodwill Industries of Lorain County	33797 Center Ridge RD	12/13/2023
	North Ridgeville Plaza 3	Pope Fitness	33789 Center Ridge RD	12/13/2023
	North Ridgeville Plaza 4	Dollar General	33781 Center Ridge RD	12/13/2023
	North Ridgeville Plaza 1	North Ridgeville Plaza	33799 Center Ridge RD	12/13/2023
	North Ridgeville Plaza 1	North Ridgeville Plaza	33799 Center Ridge RD	12/13/2023
	North Ridgeville Plaza 1	North Ridgeville Plaza	33799 Center Ridge RD	12/13/2023



ZONE	ID	OCCUPANCY	ADDRESS	INSPECTED
<b>Zone 3- SW - Zone 3- South West Quadrant</b>				
		All Pro Freight/Reclaim Synergy	38850 Taylor PKY	12/01/2023
		Vacant	39400 Taylor PKY	12/13/2023
		Vacant	39400 Taylor PKY	12/14/2023
<b>Zone 4- SE - Zone 4- South East Quadrant</b>				
		Discount Drug Mart	33633 Bagley RD	12/06/2023





# North Ridgeville Fire Department

North Ridgeville, OH

This report was generated on 1/8/2024 12:32:07 PM



## Count of Occupancies Inspected per Occupancy Type per Inspection Type for Date Range

Start Date: 12/01/2023 | End Date: 12/31/2023

OCCUPANCY	COUNT
<b>INSPECTION TYPE: Annual</b>	
Atheltic/Health Clubs	1
Department/Discount Store	2
General Business/Merchantile	4
Governmental Offices	1
Industrial /Manufacturing Facility	2
Offices-General Buisness	1
Restaurant	1
Storage/Warehouse Facility	2
<b>INSPECTION TYPE: Fire Alarm System Install Spot Inspection</b>	
Industrial /Manufacturing Facility	1
<b>INSPECTION TYPE: Fire Alarm System Test- Annual</b>	
General Business/Merchantile	1
<b>INSPECTION TYPE: Fire Protection System Impairment Inspection</b>	
Industrial /Manufacturing Facility	2
<b>INSPECTION TYPE: Fire Safety During Construction</b>	
Assembly	1
Industrial /Manufacturing Facility	2
Police Station	1
<b>INSPECTION TYPE: Investigation of an emergency incident</b>	
Fire Station	1
<b>INSPECTION TYPE: Plan Review</b>	
Industrial /Manufacturing Facility	4
<b>INSPECTION TYPE: Sprinkler System Acceptance Test</b>	
Industrial /Manufacturing Facility	1
<b>INSPECTION TYPE: Sprinkler System Install Spot Inspection</b>	
Industrial /Manufacturing Facility	1
Police Station	1
<b>INSPECTION TYPE: Sprinkler System Test-Annual</b>	
General Business/Merchantile	2
Storage/Warehouse Facility	1
<b>INSPECTION TYPE: Wet Chemical Sprinkler System Semi-Annual Test</b>	
Restaurant	1
<b>Total # of Inspections:</b>	<b>34</b>

Locked inspections only.



emergencyreporting.com

Doc Id: 1132

Page # 1 of 1

# North Ridgeville Fire Department

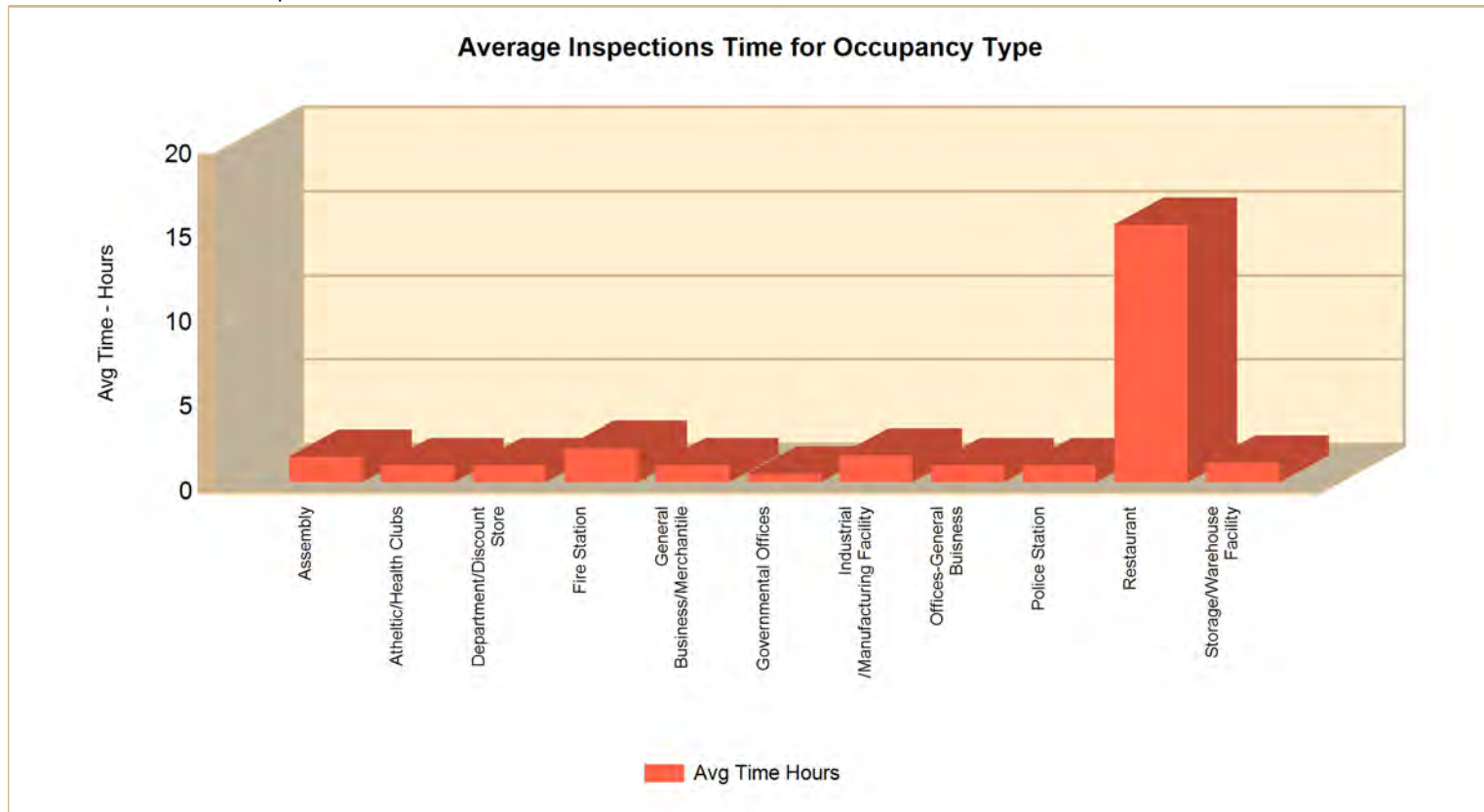
North Ridgeville, OH

This report was generated on 1/8/2024 12:32:42 PM



## Average Inspection Time per Occupancy Type for Date Range

Start Date: 12/01/2023 | End Date: 12/31/2023



OCCUPANCY TYPE	AVERAGE TIME (minutes)
Assembly	1:30:00
Athletic/Health Clubs	1:00:00
Department/Discount Store	1:00:00
Fire Station	2:00:00
General Business/Merchandise	1:00:00
Governmental Offices	0:30:00
Industrial /Manufacturing Facility	1:34:36
Offices-General Business	1:00:00
Police Station	1:00:00
Restaurant	15:15:00
Storage/Warehouse Facility	1:08:40

Only inspections with TIME IN and TIME OUT information provided are included in the INSPECTION TIME calculations.



# North Ridgeville Fire Department

North Ridgeville, OH

This report was generated on 1/8/2024 12:33:22 PM



## Daily Log Items per Personnel for Activity Code for Personnel

Activity Codes: All Activity Codes | Personnel: Uhnak, Michael | Start Time: 00:00 | End Time: 23:00 | Start Date: 12/01/2023 | End Date: 12/31/2023

START	END	LOG TYPE	APPARATUS	NOTES	HOURS
<b>Uhnak, Michael</b>					
12/01/2023 08:00:00	12/01/2023 09:00:00	INSPECTION		An inspection was completed for Biggby Coffee by Uhnak, Michael	1.00
12/01/2023 09:00:00	12/01/2023 10:26:00	INSPECTION		An inspection was completed for All Pro Freight/Reclaim Synergy by Uhnak, Michael	1.43
12/01/2023 10:00:00	12/01/2023 11:00:00	INSPECTION		An inspection was completed for Chaplin logistics/RW Beckett Bldg 5 by Uhnak, Michael	1.00
12/01/2023 11:00:00	12/01/2023 12:00:00	INSPECTION		An inspection was completed for Chaplin logistics/RW Beckett Bldg 5 by Uhnak, Michael	1.00
12/01/2023 12:00:00	12/01/2023 13:00:00	DAYBOOK			1.00
12/01/2023 13:00:00	12/01/2023 14:00:00	INSPECTION		An inspection was completed for RGI International by Uhnak, Michael	1.00
12/01/2023 14:00:00	12/01/2023 15:00:00	INSPECTION		An inspection was completed for RGI International by Uhnak, Michael	1.00
12/01/2023 15:00:00	12/01/2023 16:00:00	DAYBOOK			1.00
12/04/2023 08:00:00	12/04/2023 09:00:00	DAYBOOK			1.00
12/04/2023 09:00:00	12/04/2023 10:00:00	DAYBOOK			1.00
12/04/2023 10:00:00	12/04/2023 11:00:00	DAYBOOK			1.00
12/04/2023 11:00:00	12/04/2023 14:00:00	INSPECTION		An inspection was completed for Dayton Freight by Uhnak, Michael	3.00
12/04/2023 12:00:00	12/04/2023 13:00:00	DAYBOOK			1.00
12/04/2023 14:00:00	12/04/2023 15:00:00	INSPECTION		An inspection was completed for EQ Technologies Design Studio by Uhnak, Michael	1.00
12/04/2023 15:00:00	12/04/2023 15:30:00	INSPECTION		An inspection was completed for United States Post Office by Uhnak, Michael	0.50
12/04/2023 15:30:00	12/04/2023 16:00:00	INSPECTION		An inspection was completed for City Diner by Uhnak, Michael	0.50
12/05/2023 08:00:00	12/05/2023 09:00:00	DAYBOOK			1.00
12/05/2023 09:00:00	12/05/2023 10:00:00	INSPECTION		An inspection was completed for North Ridgeville Police Department by Uhnak, Michael	1.00
12/05/2023 10:00:00	12/05/2023 11:00:00	INSPECTION		An inspection was completed for North Ridgeville Police Department by Uhnak, Michael	1.00
12/05/2023 11:00:00	12/05/2023 12:00:00	DAYBOOK		Schedule: RW Beckett	1.00
12/05/2023 12:00:00	12/05/2023 13:00:00	DAYBOOK			1.00
12/05/2023 13:00:00	12/05/2023 14:00:00	DAYBOOK		Research NFPA 30A Indoor Fuel Dispensing Facility	1.00
12/05/2023 14:00:00	12/05/2023 15:00:00	INSPECTION		An inspection was completed for Color Nails & Spa by Uhnak, Michael	1.00
12/06/2023 08:00:00	12/06/2023 09:00:00	DAYBOOK			1.00
12/06/2023 09:00:00	12/06/2023 11:00:00	INSPECTION		An inspection was completed for Dayton Freight by Uhnak, Michael	2.00
12/06/2023 10:00:00	12/06/2023 11:00:00	INSPECTION		An inspection was completed for Discount Drug Mart by Uhnak, Michael	1.00
12/06/2023 11:00:00	12/06/2023 12:00:00	INSPECTION		An inspection was completed for My Wood Loft by Uhnak, Michael	1.00
12/06/2023 12:00:00	12/06/2023 13:00:00	DAYBOOK			1.00
12/06/2023 13:00:00	12/06/2023 14:00:00	INSPECTION		An inspection was completed for Riddell by Uhnak, Michael	1.00
12/06/2023 13:00:00	12/06/2023 16:00:00	INSPECTION		An inspection was completed for RW Beckett Corp by Uhnak, Michael	3.00
12/07/2023 08:00:00	12/07/2023 09:00:00	DAYBOOK			1.00
12/07/2023 09:00:00	12/07/2023 10:45:00	DAYBOOK		-Hose testing finished on E21.	1.75
12/07/2023 09:00:00	12/07/2023 11:30:00	DAYBOOK		Station 2 Hose Testing	2.50

Lists the Daily Log items, grouped by Personnel, corresponding to the selected Activity Code and Personnel.



emergencyreporting.com

Doc Id: 1514

Page # 1 of 2

START	END	LOG TYPE	APPARATUS	NOTES	HOURS
12/07/2023 11:30:00	12/07/2023 12:30:00	DAYBOOK			1.00
12/07/2023 12:30:00	12/07/2023 15:00:00	INSPECTION		An inspection was completed for Dayton Freight by Uhnak, Michael	2.50
12/07/2023 15:00:00	12/07/2023 16:00:00	INSPECTION		An inspection was completed for Dayton Freight by Uhnak, Michael	1.00
12/11/2023 08:00:00	12/11/2023 09:00:00	DAYBOOK			1.00
12/11/2023 09:00:00	12/11/2023 11:00:00	INSPECTION		An inspection was completed for Fire Investigation for Residential Structure Fires by Uhnak, Michael	2.00
12/11/2023 11:00:00	12/12/2023 17:00:00	INSPECTION		An inspection was completed for Taco Bell by Uhnak, Michael	30.00
12/11/2023 12:00:00	12/11/2023 13:00:00	DAYBOOK			1.00
12/11/2023 13:00:00	12/11/2023 16:00:00	DAYBOOK		Reports: RW Beckett Dayton Freight Investigation Taco Bell	3.00
12/12/2023 08:00:00	12/12/2023 09:00:00	DAYBOOK			1.00
12/12/2023 09:00:00	12/12/2023 10:00:00	INSPECTION		An inspection was completed for Dayton Freight by Uhnak, Michael	1.00
12/12/2023 10:00:00	12/12/2023 11:00:00	INSPECTION		An inspection was completed for Dayton Freight by Uhnak, Michael	1.00
12/12/2023 11:00:00	12/12/2023 12:00:00	INSPECTION		An inspection was completed for Dayton Freight by Uhnak, Michael	1.00
12/12/2023 12:00:00	12/12/2023 13:00:00	DAYBOOK			1.00
12/12/2023 13:00:00	12/12/2023 15:00:00	DAYBOOK		Reports: Dayton Freight	2.00
12/12/2023 15:00:00	12/12/2023 16:00:00	DAYBOOK		Met with Chief	1.00
12/13/2023 08:00:00	12/13/2023 09:00:00	INSPECTION		An inspection was completed for North Ridgeville Plaza by Uhnak, Michael	1.00
12/13/2023 09:00:00	12/13/2023 10:00:00	INSPECTION		An inspection was completed for Goodwill Industries of Lorain County by Uhnak, Michael	1.00
12/13/2023 10:00:00	12/13/2023 11:00:00	INSPECTION		An inspection was completed for Pope Fitness by Uhnak, Michael	1.00
12/13/2023 11:00:00	12/13/2023 12:00:00	INSPECTION		An inspection was completed for Dollar General by Uhnak, Michael	1.00
12/13/2023 12:00:00	12/13/2023 13:00:00	INSPECTION		An inspection was completed for North Ridgeville Plaza by Uhnak, Michael	1.00
12/13/2023 13:00:00	12/13/2023 14:00:00	INSPECTION		An inspection was completed for North Ridgeville Plaza by Uhnak, Michael	1.00
12/13/2023 14:00:00	12/13/2023 15:00:00	INSPECTION		An inspection was completed for Dayton Freight by Uhnak, Michael	1.00
12/13/2023 15:00:00	12/13/2023 16:00:00	INSPECTION		An inspection was completed for Old Invacare/ vacant by Uhnak, Michael	1.00
12/14/2023 08:00:00	12/14/2023 10:00:00	DAYBOOK		Reports: Goodwill Annual Pope Fitness Annual Dollar Store Annual North Ridgeville Plaza Annual North Ridgeville Plaza Sprinkler North Ridgeville Plaza Fire Alarm Dayton Freight Plan Review Invacare Fire Protection Impairment	2.00
12/14/2023 10:30:00	12/14/2023 12:00:00	INSPECTION		An inspection was completed for Old Town Hall Theater/Museum by Uhnak, Michael	1.50
12/14/2023 12:00:00	12/14/2023 13:00:00	DAYBOOK			1.00
12/14/2023 13:00:00	12/14/2023 14:00:00	DAYBOOK		Met with CBO Fursdon about Dayton Freight Fire Alarm.	1.00
12/14/2023 14:00:00	12/14/2023 16:00:00	INSPECTION		An inspection was completed for Old Invacare/ vacant by Uhnak, Michael	2.00
<b>Total Hours for: Uhnak, Michael</b>					<b>104.68</b>
<b>Total of all Personnel Hours</b>					<b>104.68</b>

Lists the Daily Log items, grouped by Personnel, corresponding to the selected Activity Code and Personnel.

