

# NORTH RIDGEVILLE FIRE DEPARTMENT

August 2023

## MONTHLY REPORT



*Chief John C. Reese, EFO*

# North Ridgeville Fire Department

North Ridgeville, OH

This report was generated on 9/1/2023 9:00:04 AM



## Incident Statistics

Zone(s): All Zones | Start Date: 08/01/2023 | End Date: 08/31/2023

INCIDENT COUNT			
INCIDENT TYPE		# INCIDENTS	
EMS		394	
FIRE		87	
<b>TOTAL</b>		<b>481</b>	
TOTAL TRANSPORTS (N2 and N3)			
APPARATUS	# of APPARATUS TRANSPORTS	# of PATIENT TRANSPORTS	TOTAL # of PATIENT CONTACTS
<b>TOTAL</b>			
PRE-INCIDENT VALUE		LOSSES	
\$0.00		\$0.00	
CO CHECKS			
424 - Carbon monoxide incident		3	
736 - CO detector activation due to malfunction		4	
746 - Carbon monoxide detector activation, no CO		1	
<b>TOTAL</b>		<b>8</b>	
MUTUAL AID			
Aid Type		Total	
Aid Given		10	
Aid Received		2	
OVERLAPPING CALLS			
# OVERLAPPING		% OVERLAPPING	
179		37.21	
LIGHTS AND SIREN - AVERAGE RESPONSE TIME (Dispatch to Arrival)			
Station	EMS	FIRE	
Avon Fire Department	0:11:48		
NRFD Station 1	0:06:22	0:08:21	
NRFD Station 2	0:07:43	0:09:21	
<b>AVERAGE FOR ALL CALLS</b>		<b>0:06:53</b>	
LIGHTS AND SIREN - AVERAGE TURNOUT TIME (Dispatch to Enroute)			
Station	EMS	FIRE	
Avon Fire Department	0:01:39		
NRFD Station 1	0:01:57	0:02:49	
NRFD Station 2	0:01:49	0:02:04	
<b>AVERAGE FOR ALL CALLS</b>		<b>0:01:57</b>	

Only Reviewed Incidents included. EMS for Incident counts includes only 300 to 399 Incident Types. All other incident types are counted as FIRE. CO Checks only includes Incident Types: 424, 736 and 734. # Apparatus Transports = # of incidents where apparatus transported. # Patient Transports = All patients transported by EMS. # Patient Contacts = # of PCR contacted by apparatus. This report now returns both NEMSIS 2 & 3 data as appropriate. For overlapping calls that span over multiple days, total per month will not equal Total count for year.



AGENCY	AVERAGE TIME ON SCENE (MM:SS)
North Ridgeville Fire Department	16:34

Only Reviewed Incidents included. EMS for Incident counts includes only 300 to 399 Incident Types. All other incident types are counted as FIRE. CO Checks only includes Incident Types: 424, 736 and 734. # Apparatus Transports = # of incidents where apparatus transported. # Patient Transports = All patients transported by EMS. # Patient Contacts = # of PCR contacted by apparatus. This report now returns both NEMSIS 2 & 3 data as appropriate. For overlapping calls that span over multiple days, total per month will not equal Total count for year.



**FIRE/RESCUE SERVICE DATA**

# North Ridgeville Fire Department


North Ridgeville, OH

This report was generated on 9/1/2023 9:09:32 AM



## Incidents by Shift for Date Range

Start Date: 08/01/2023 | End Date: 08/31/2023



SHIFT	# INCIDENTS
A Shift	177
B Shift	167
C Shift	137

**TOTAL: 481**

Incidents with multiple EXPOSURES, with distinct stations, may create a slight difference between the report total and total number of actual incidents for the DATE RANGE provided. The totals reflect the # INCIDENTS each STATION was assigned. Only REVIEWED incidents included.



# North Ridgeville Fire Department

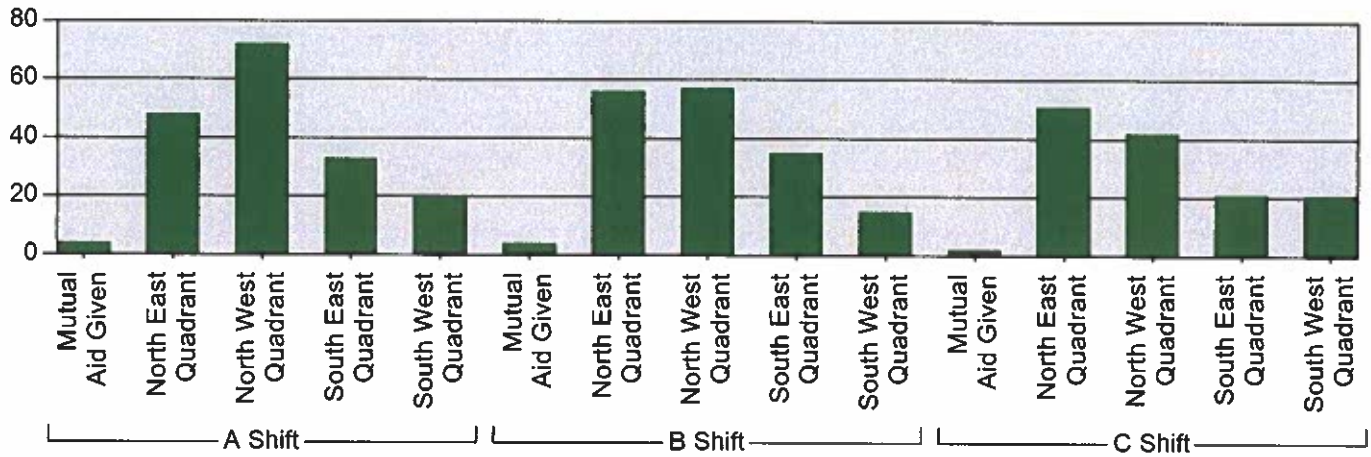
North Ridgeville, OH

This report was generated on 9/1/2023 9:10:14 AM



## Incidents per Zone per Shift for Date Range

Start Date: 08/01/2023 | End Date: 08/31/2023



SHIFT	ZONE	# INCIDENTS
A Shift	Mutual Aid Given	4
	North East Quadrant	48
	North West Quadrant	72
	South East Quadrant	33
	South West Quadrant	20
B Shift	Mutual Aid Given	4
	North East Quadrant	56
	North West Quadrant	57
	South East Quadrant	35
	South West Quadrant	15
C Shift	Mutual Aid Given	2
	North East Quadrant	51
	North West Quadrant	42
	South East Quadrant	21
	South West Quadrant	21
<b>TOTAL:</b>		<b>481</b>

The totals reflect the # INCIDENTS each STATION was assigned. Only REVIEWED incidents included.



# North Ridgeville Fire Department

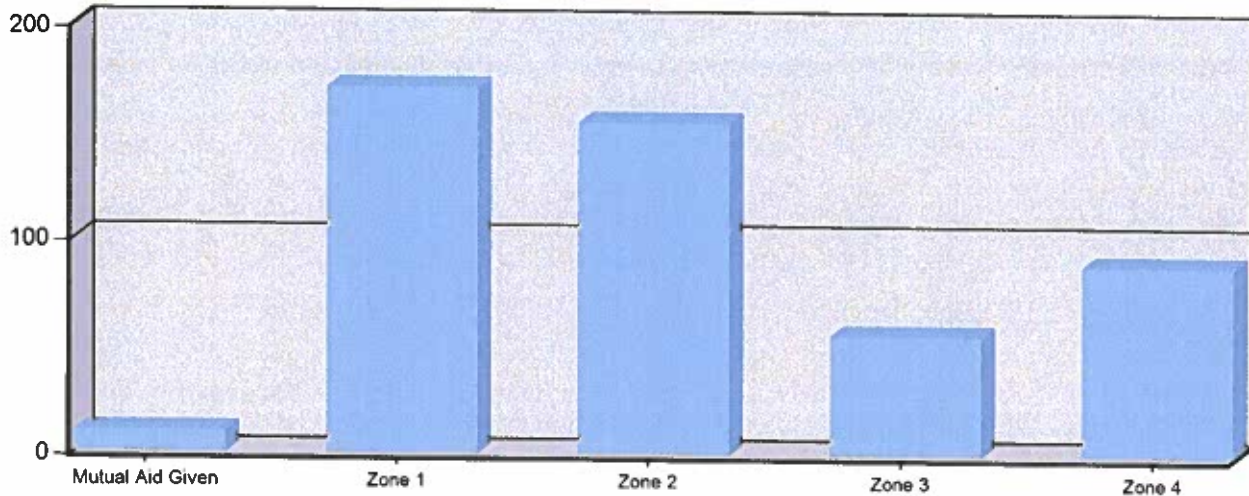
North Ridgeville, OH

This report was generated on 9/1/2023 9:10:36 AM



## Incident Count per Zone for Date Range

Start Date: 08/01/2023 | End Date: 08/31/2023



ZONE	# INCIDENTS
Mutual Aid Given - Mutual Aid Given	10
Zone 1 - North West Quadrant	171
Zone 2 - North East Quadrant	155
Zone 3 - South West Quadrant	56
Zone 4 - South East Quadrant	89

**TOTAL: 481**

Zone information is defined on the Basic Info 3 screen of an incident. Only REVIEWED incidents included. Archived Zones cannot be unarchived.



emergencyreporting.com

Doc Id: 270

Page # 1 of 1

# North Ridgeville Fire Department

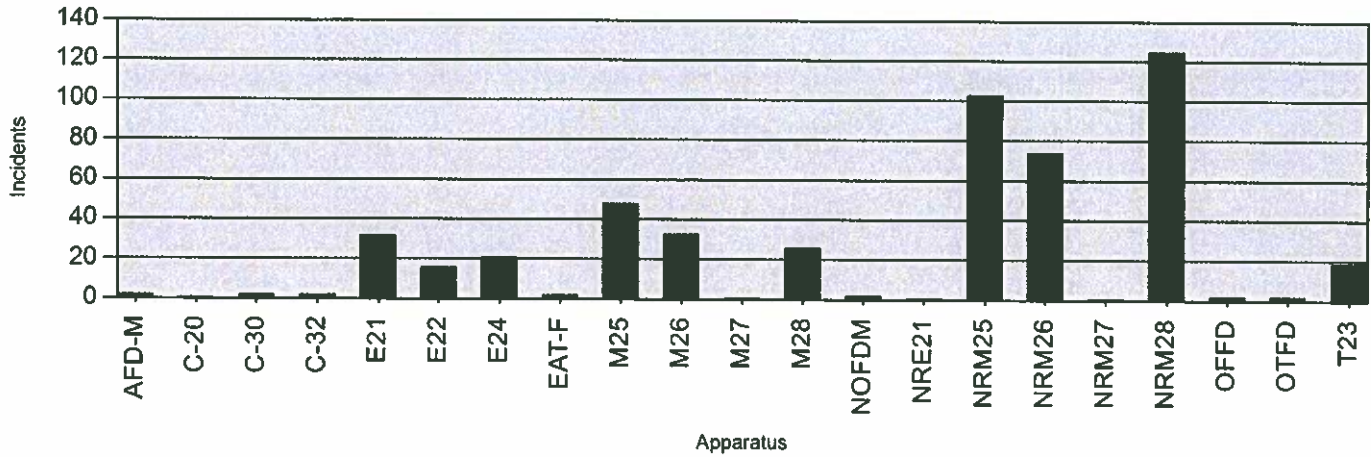
North Ridgeville, OH

This report was generated on 9/1/2023 9:11:03 AM



## Incident Count per Apparatus for Date Range

Start Date: 08/01/2023 | End Date: 08/31/2023



APPARATUS	# of INCIDENTS
AFD-M	2
C-20	1
C-30	2
C-32	2
E21	32
E22	16
E24	21
EAT-F	2
M25	48
M26	33
M27	1
M28	26
NOFDM	2
NRE21	1
NRM25	103
NRM26	74
NRM27	1
NRM28	125
OFFD	2
OTFD	2
T23	19

Cancelled apparatus (per the THIS APPARATUS WAS CANCELLED checkbox on Basic Info 4) not included. Only REVIEWED incidents included.



# North Ridgeville Fire Department

North Ridgeville, OH

This report was generated on 9/1/2023 9:11:22 AM



## Incidents Per Personnel and Apparatus for Date Range

Start Date: 08/01/2023 | End Date: 08/31/2023

Personnel	AFD-M-AFD Medic	C-20-Car 20	C-30-P/U TRUCK	C-32-	E21-Engine 21	E22-Engine 22	E24-Engine 24	M25-Medic 25	M26-Medic 26	M27-Medic 27	M28-	NOFDM-NOFD Medic	NRE21-Engine 21	NRM25-Medic 25	NRM26-Medic 26	NRM27-Medic 27	NRM28-	T23-Truck 23	Totals
Acord, Steven					3	3	1	10	4					16	4		7	1	49
Bement, Joshua					9			1	15					5	12		1		43
Buescher, David					10		1	1	8		2			4	26		4		56
Carbone, Mark			1		7				2						12				22
Castle, Andy					4	1		7	2		4			11	5		4		38
Chase, Gary					5	3		3	8					8	19		12	1	59
Chrosniak, Jason					4	5	11	9	4	1	2			16	5		6	2	65
Cominsky, Mark					8		1		10				1	1	15		1	1	38
Cook, Stephen B				1			1	2			7			10			33	6	60
Eberling, Colt				1	10	1	1	1	5				1	8	22				50
Erlenbach, Christopher							5	10			5			9			6	2	37
Federan, Christopher					2	2	4	11	15	1				3		1	2		41
Foster, William					8	1	3	10	4		1			17	21		5	2	72
Gerbasi, Gabriel					4	7		9	1		2			14	11				48
Gradisek, Grant					2			4	6		4			5	3		9	1	34
Hein, Michael					2	3	3	3			1		1	3	3		15	3	37
Kenney, Richard						5	3	14	1		4			20	2	1	16		66
Knowlton, Richard						3	5	4			2			20			15	1	50
Logan , Brian					2	4		2	1		3			5	3		17	2	39
Mutual Aid, Squad Crew	2											1							3
Pocos, Kevin					4		1	1	1					9	10		2	1	29
Roberts, Benjamin						2	2	5						1			6		16
Rogers, Daniel						1	3	2			11			5			27	1	50
Shear, Alexander							6	5			9			10			44	11	85
Silvi, Justin					2	2	1	16	10					4	6				41
Smith, Luke						4	4	6			6			18			20	6	64
Souris, Constantine				1	8	4		7	3					8	24		3		58
Stearns, Korey					2	1	2	8	1		2			17	3		10	3	49

Incidents Per Personnel and Apparatus for Date Range on reviewed cases



emergencyreporting.com

Doc Id: 1399

Page # 1 of 2

Strahinic, Kirt					2		3		6		8		1	11		33	9	73
Student, Student													2					2
Tanzilli, Noah			1			3	6	6			1		23			17	2	59
Tolvay, Kerri						3	3	8			7		10			21		52
Torres, Kim							2				8		10			40	7	67
Uhnak, Michael		1																1
Warner, Chad						2	6	7			1		36			7		59
Williams, Michael					6		4	3	5	1	2		11	9		14	1	56

Incidents Per Personnel and Apparatus for Date Range on reviewed cases



emergencyreporting.com

Doc Id: 1399

Page # 2 of 2

# North Ridgeville Fire Department

North Ridgeville, OH

This report was generated on 9/1/2023 9:11:43 AM



## Incident Type Count per Station for Date Range

Start Date: 08/01/2023 | End Date: 08/31/2023

INCIDENT TYPE	# INCIDENTS
<b>Station: 1 - NRFD STATION 1</b>	
111 - Building fire	2
113 - Cooking fire, confined to container	1
138 - Off-road vehicle or heavy equipment fire	1
160 - Special outside fire, other	1
320 - Emergency medical service, other	6
321 - EMS call, excluding vehicle accident with injury	271
322 - Motor vehicle accident with injuries	7
324 - Motor vehicle accident with no injuries.	2
412 - Gas leak (natural gas or LPG)	2
424 - Carbon monoxide incident	2
444 - Power line down	3
500 - Service Call, other	1
511 - Lock-out	1
550 - Public service assistance, other	1
551 - Assist police or other governmental agency	1
552 - Police matter	1
553 - Public service	2
561 - Unauthorized burning	1
600 - Good intent call, other	4
611 - Dispatched & cancelled en route	11
622 - No incident found on arrival at dispatch address	4
651 - Smoke scare, odor of smoke	1
671 - HazMat release investigation w/no HazMat	1
700 - False alarm or false call, other	2
733 - Smoke detector activation due to malfunction	2
736 - CO detector activation due to malfunction	4
740 - Unintentional transmission of alarm, other	2
743 - Smoke detector activation, no fire - unintentional	1
744 - Detector activation, no fire - unintentional	1
745 - Alarm system activation, no fire - unintentional	6
746 - Carbon monoxide detector activation, no CO	1
800 - Severe weather or natural disaster, other	1
<b># Incidents for 1 - NRFD Station 1:</b>	<b>347</b>

Only REVIEWED incidents included.



emergencyreporting.com  
Doc Id: 857  
Page # 1 of 2

INCIDENT TYPE	# INCIDENTS
<b>Station: 1 - SHEFFIELD VILLAGE FIRE DEPARTMENT</b>	
735 - Alarm system sounded due to malfunction	1

**# Incidents for 1 - Sheffield Village Fire Department:**

**1**

<b>Station: 2 - NFRD STATION 2</b>	
321 - EMS call, excluding vehicle accident with injury	101
322 - Motor vehicle accident with injuries	5
353 - Removal of victim(s) from stalled elevator	1
412 - Gas leak (natural gas or LPG)	2
424 - Carbon monoxide incident	1
440 - Electrical wiring/equipment problem, other	2
444 - Power line down	3
550 - Public service assistance, other	2
553 - Public service	2
554 - Assist invalid	1
561 - Unauthorized burning	1
600 - Good intent call, other	2
611 - Dispatched & cancelled en route	3
622 - No incident found on arrival at dispatch address	2
711 - Municipal alarm system, malicious false alarm	1
733 - Smoke detector activation due to malfunction	1
745 - Alarm system activation, no fire - unintentional	2

**# Incidents for 2 - NFRD Station 2:**

**132**

<b>Station: AFD - AVON FIRE DEPARTMENT</b>	
321 - EMS call, excluding vehicle accident with injury	1

**# Incidents for AFD - Avon Fire Department:**

**1**

Only REVIEWED incidents included.



# North Ridgeville Fire Department

North Ridgeville, OH

This report was generated on 9/1/2023 9:12:38 AM



## Average Response Time for Agency for Date Range

Start Date: 08/01/2023 | End Date: 08/31/2023

AGENCY	AVERAGE RESPONSE TIME MM:SS (Dispatch to Arrived)
North Ridgeville Fire Department	7:03

Only REVIEWED incidents included



emergencyreporting.com

Doc Id: 306

Page # 1 of 1

# North Ridgeville Fire Department

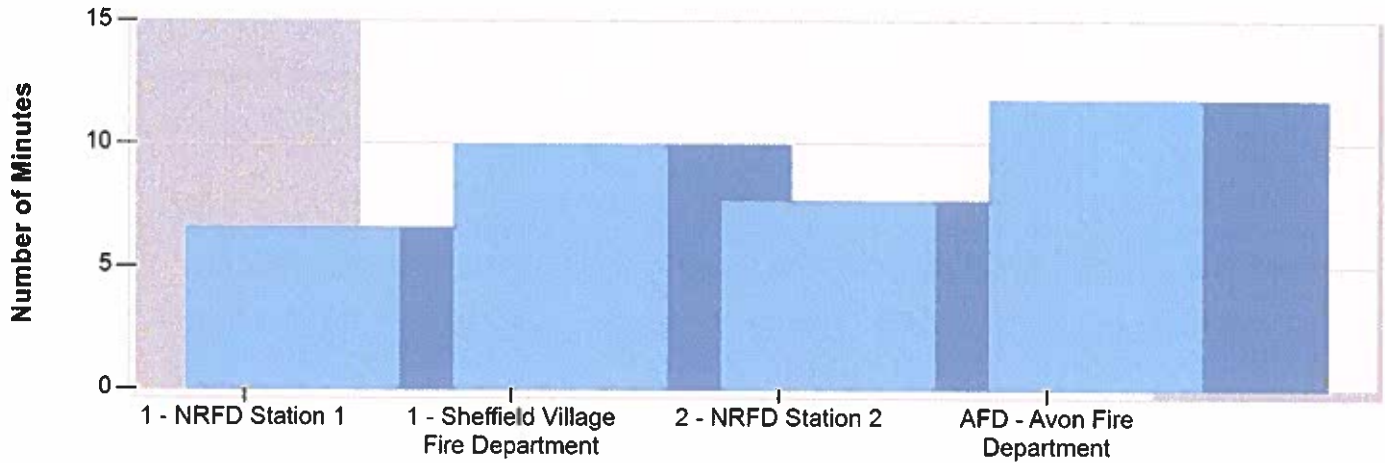
North Ridgeville, OH

This report was generated on 9/1/2023 9:13:02 AM



## Average Response Time per Station for Date Range

Start Date: 08/01/2023 | End Date: 08/31/2023



STATION	AVERAGE RESPONSE MM:SS (Dispatch to Arrived)
1 - NRFD Station 1	6:34
1 - Sheffield Village Fire Department	9:57
2 - NRFD Station 2	7:41
AFD - Avon Fire Department	11:48

AVERAGE RESPONSE TIME calculated from the average time difference between DISPATCH and ARRIVED times on Basic Info 4. Only REVIEWED incidents included.



# North Ridgeville Fire Department

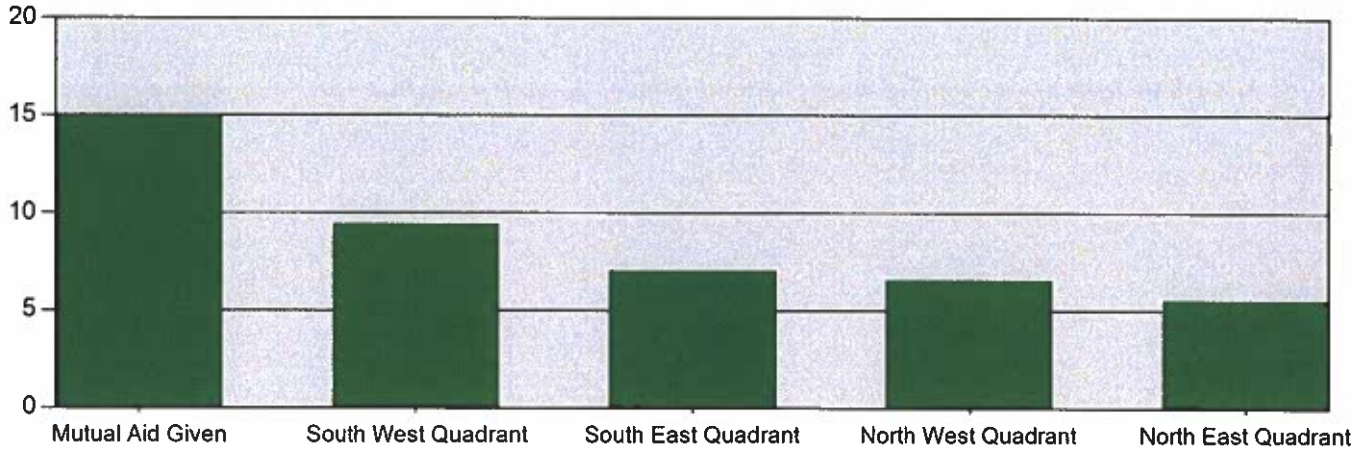
North Ridgeville, OH

This report was generated on 9/1/2023 9:13:24 AM



## Average Response Time per Zone for Date Range

Start Date: 08/01/2023 | End Date: 08/31/2023



Zone	AVERAGE RESPONSE TIME in minutes (Dispatch to Arrived)
Mutual Aid Given - Mutual Aid Given	15:01
Zone 3 - South West Quadrant	9:43
Zone 4 - South East Quadrant	7:08
Zone 1 - North West Quadrant	6:58
Zone 2 - North East Quadrant	5:54

Only REVIEWED incidents included



# North Ridgeville Fire Department

North Ridgeville, OH

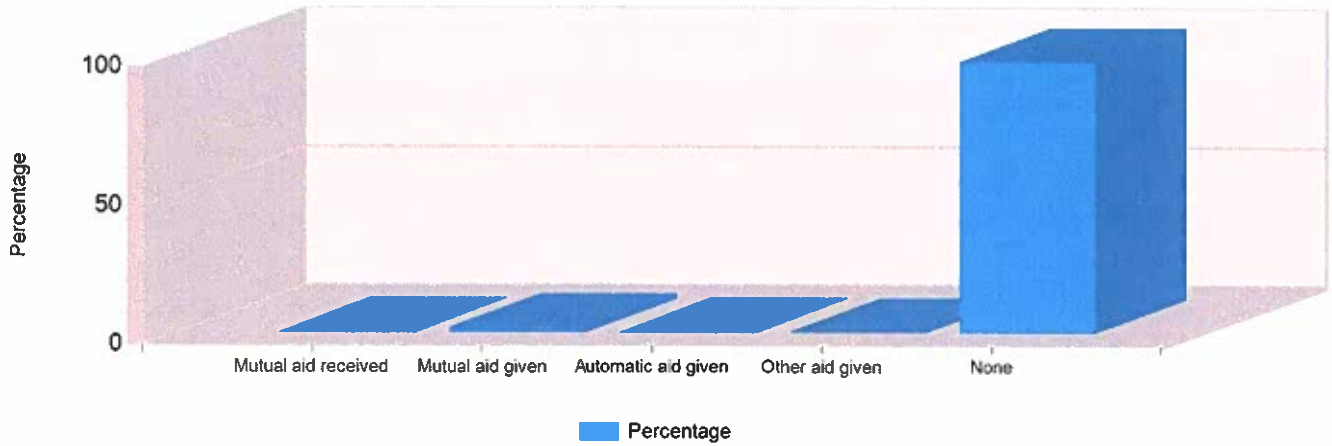
This report was generated on 9/1/2023 9:13:45 AM



## Count of Aid Given and Received for Incidents for Date Range

Start Date: 08/01/2023 | End Date: 08/31/2023

Percentage of Aid Type



AID TYPE	TOTAL	% of TOTAL
Mutual aid received	1	0.2%
Mutual aid given	8	1.7%
Automatic aid given	1	0.2%
Other aid given	1	0.2%
None	470	97.7%

Only REVIEWED incidents included





# North Ridgeville Fire Department

North Ridgeville, OH

This report was generated on 9/1/2023 9:14:07 AM



## Count of Overlapping Incidents for Station for Date Range

Station: All Stations | Start Date: 08/01/2023 | End Date: 08/31/2023

# OVERLAPPING	% OVERLAPPING	TOTAL
179	37.21	481

OVERLAPPING INCIDENT DETAILS				
ALARM	CLEAR/CANCEL	INCIDENT #	INCIDENT TYPE	ZONE
<b>8/1/2023</b>				
8/1/2023 10:01:41 PM	8/1/2023 10:19:55 PM	2023-2890	321	North East Quadrant
8/1/2023 10:09:26 PM	8/1/2023 10:31:16 PM	2023-2891	671	North East Quadrant
<b>8/2/2023</b>				
8/2/2023 8:33:17 PM	8/2/2023 8:53:31 PM	2023-2901	321	North West Quadrant
8/2/2023 8:35:41 PM	8/2/2023 8:54:16 PM	2023-2902	321	North West Quadrant
<b>8/3/2023</b>				
8/3/2023 8:15:18 AM	8/3/2023 8:54:31 AM	2023-2906	622	North East Quadrant
8/3/2023 8:34:06 AM	8/3/2023 8:48:14 AM	2023-2907	321	North East Quadrant
8/3/2023 9:04:19 AM	8/3/2023 9:22:45 AM	2023-2908	321	North East Quadrant
8/3/2023 9:11:02 AM	8/3/2023 9:33:57 AM	2023-2909	321	North West Quadrant
8/3/2023 4:56:38 PM	8/3/2023 5:13:03 PM	2023-2915	321	North West Quadrant
8/3/2023 5:08:45 PM	8/3/2023 5:26:06 PM	2023-2916	321	South West Quadrant
<b>8/4/2023</b>				
8/4/2023 6:18:32 AM	8/4/2023 6:44:47 AM	2023-2922	321	North East Quadrant
8/4/2023 6:44:44 AM	8/4/2023 7:09:29 AM	2023-2923	321	North West Quadrant
<b>8/5/2023</b>				
8/5/2023 7:43:55 AM	8/5/2023 8:13:27 AM	2023-2937	554	South East Quadrant
8/5/2023 7:54:32 AM	8/5/2023 8:14:22 AM	2023-2938	321	South East Quadrant
8/5/2023 12:32:04 PM	8/5/2023 12:51:50 PM	2023-2940	321	North East Quadrant
8/5/2023 12:49:51 PM	8/5/2023 1:01:49 PM	2023-2941	321	North West Quadrant
<b>8/6/2023</b>				
8/6/2023 8:44:35 AM	8/6/2023 9:12:15 AM	2023-2951	321	North East Quadrant
8/6/2023 8:50:17 AM	8/6/2023 9:15:33 AM	2023-2952	321	North West Quadrant
8/6/2023 1:50:33 PM	8/6/2023 2:13:50 PM	2023-2956	321	North East Quadrant
8/6/2023 1:54:32 PM	8/6/2023 2:05:44 PM	2023-2957	440	South East Quadrant
<b>8/7/2023</b>				
8/7/2023 9:22:42 AM	8/7/2023 9:43:56 AM	2023-2968	746	South East Quadrant
8/7/2023 9:26:36 AM	8/7/2023 9:52:29 AM	2023-2969	600	North West Quadrant
8/7/2023 9:26:49 AM	8/7/2023 9:52:06 AM	2023-2970	353	South East Quadrant
8/7/2023 9:39:38 AM	8/7/2023 10:10:38 AM	2023-2971	321	North East Quadrant
8/7/2023 9:45:02 AM	8/7/2023 10:04:28 AM	2023-2972	321	North East Quadrant

Percentage of incidents overlapping from total incidents in date range for specified station. Compared incident time range as either Alarm to Cancel or Alarm to Clear for incidents that have either Cancel or Clear time recorded. Reviewed calls only. Group by date. Displays date, incident number, incident type (numeric only), zone, and station.

**OVERLAPPING INCIDENT DETAILS**

ALARM	CLEAR/CANCEL	INCIDENT #	INCIDENT TYPE	ZONE
8/7/2023 9:48:03 AM	8/7/2023 9:48:26 AM	2023-2973	321	South East Quadrant
8/7/2023 9:51:02 AM	8/7/2023 10:00:25 AM	2023-2974	553	North East Quadrant
8/7/2023 11:24:14 AM	8/7/2023 11:40:33 AM	2023-2976	321	North East Quadrant
8/7/2023 11:32:24 AM	8/7/2023 11:57:17 AM	2023-2977	553	North West Quadrant
8/7/2023 4:48:34 PM	8/7/2023 5:13:52 PM	2023-2981	321	North West Quadrant
8/7/2023 4:55:23 PM	8/7/2023 5:12:33 PM	2023-2982	622	South East Quadrant
<b>8/8/2023</b>				
8/8/2023 8:35:38 AM	8/8/2023 10:02:20 AM	2023-2989	444	South West Quadrant
8/8/2023 8:53:41 AM	8/8/2023 9:03:23 AM	2023-2990	321	North West Quadrant
8/8/2023 8:59:52 AM	8/8/2023 9:19:44 AM	2023-2991	745	North East Quadrant
<b>8/9/2023</b>				
8/9/2023 11:25:12 AM	8/9/2023 11:42:53 AM	2023-3003	321	South East Quadrant
8/9/2023 11:29:41 AM	8/9/2023 11:52:44 AM	2023-3004	321	North West Quadrant
8/9/2023 3:10:31 PM	8/9/2023 3:15:58 PM	2023-3008	611	Mutual Aid Given
8/9/2023 3:11:18 PM	8/9/2023 3:47:05 PM	2023-3009	321	North West Quadrant
8/9/2023 3:30:10 PM	8/9/2023 3:50:00 PM	2023-3010	500	North West Quadrant
8/9/2023 3:51:52 PM	8/9/2023 4:02:24 PM	2023-3011	321	North West Quadrant
8/9/2023 3:55:41 PM	8/9/2023 4:11:42 PM	2023-3012	321	South East Quadrant
8/9/2023 5:17:25 PM	8/9/2023 5:32:19 PM	2023-3014	321	North West Quadrant
8/9/2023 5:29:46 PM	8/9/2023 5:52:55 PM	2023-3015	321	South East Quadrant
8/9/2023 5:43:44 PM	8/9/2023 6:06:54 PM	2023-3016	321	North West Quadrant
<b>8/10/2023</b>				
8/10/2023 6:21:16 PM	8/10/2023 6:39:54 PM	2023-3027	321	South East Quadrant
8/10/2023 6:29:22 PM	8/10/2023 6:38:47 PM	2023-3028	611	Mutual Aid Given
8/10/2023 6:38:14 PM	8/10/2023 6:57:26 PM	2023-3029	321	North West Quadrant
8/10/2023 6:50:19 PM	8/10/2023 6:55:51 PM	2023-3030	611	North East Quadrant
8/10/2023 7:13:17 PM	8/10/2023 7:29:01 PM	2023-3031	321	North East Quadrant
8/10/2023 7:28:14 PM	8/10/2023 7:47:09 PM	2023-3032	321	North East Quadrant
<b>8/11/2023</b>				
8/11/2023 12:18:11 PM	8/11/2023 12:37:26 PM	2023-3040	321	South West Quadrant
8/11/2023 12:25:18 PM	8/11/2023 12:38:45 PM	2023-3041	321	North East Quadrant
8/11/2023 6:02:45 PM	8/11/2023 6:26:06 PM	2023-3044	321	North East Quadrant
8/11/2023 6:13:43 PM	8/11/2023 6:33:55 PM	2023-3045	321	South East Quadrant
8/11/2023 6:16:23 PM	8/11/2023 6:38:03 PM	2023-3046	321	North East Quadrant
8/11/2023 7:48:08 PM	8/11/2023 8:12:38 PM	2023-3048	321	North West Quadrant
8/11/2023 7:59:18 PM	8/11/2023 8:07:44 PM	2023-3049	444	South East Quadrant
8/11/2023 8:09:04 PM	8/11/2023 8:54:52 PM	2023-3050	324	South East Quadrant
<b>8/12/2023</b>				
8/12/2023 3:55:03 AM	8/12/2023 4:10:00 AM	2023-3052	740	North East Quadrant
8/12/2023 4:08:47 AM	8/12/2023 4:49:56 AM	2023-3053	321	North West Quadrant
8/12/2023 9:13:33 AM	8/12/2023 9:32:25 AM	2023-3056	321	South East Quadrant
8/12/2023 9:30:01 AM	8/12/2023 9:40:41 AM	2023-3057	321	North West Quadrant
8/12/2023 4:29:52 PM	8/12/2023 4:45:09 PM	2023-3063	321	North East Quadrant

Percentage of incidents overlapping from total incidents in date range for specified station. Compared incident time range as either Alarm to Cancel or Alarm to Clear for incidents that have either Cancel or Clear time recorded. Reviewed calls only. Group by date. Displays date, incident number, incident type (numeric only), zone, and station.

**OVERLAPPING INCIDENT DETAILS**

ALARM	CLEAR/CANCEL	INCIDENT #	INCIDENT TYPE	ZONE
8/12/2023 4:42:00 PM	8/12/2023 5:07:06 PM	2023-3064	321	North West Quadrant
8/12/2023 5:04:12 PM	8/12/2023 5:18:15 PM	2023-3065	321	North East Quadrant
<b>8/13/2023</b>				
8/13/2023 8:52:19 AM	8/13/2023 9:19:39 AM	2023-3073	321	North West Quadrant
8/13/2023 8:55:49 AM	8/13/2023 9:07:30 AM	2023-3074	321	North West Quadrant
8/13/2023 9:07:33 AM	8/13/2023 9:27:36 AM	2023-3075	321	South East Quadrant
8/13/2023 1:00:27 PM	8/13/2023 1:28:33 PM	2023-3078	321	North West Quadrant
8/13/2023 1:03:32 PM	8/13/2023 1:23:04 PM	2023-3079	700	North West Quadrant
8/13/2023 1:58:47 PM	8/13/2023 2:18:42 PM	2023-3081	321	North East Quadrant
8/13/2023 2:15:50 PM	8/13/2023 2:31:46 PM	2023-3082	321	South East Quadrant
<b>8/14/2023</b>				
8/14/2023 1:51:29 AM	8/14/2023 2:22:34 AM	2023-3087	440	South West Quadrant
8/14/2023 2:13:44 AM	8/14/2023 2:27:13 AM	2023-3088	321	North West Quadrant
8/14/2023 10:11:30 AM	8/14/2023 10:38:21 AM	2023-3090	321	South East Quadrant
8/14/2023 10:14:14 AM	8/14/2023 12:12:36 PM	2023-3091	321	North West Quadrant
8/14/2023 11:52:40 AM	8/14/2023 12:09:14 PM	2023-3092	321	North East Quadrant
<b>8/15/2023</b>				
8/15/2023 9:48:21 AM	8/15/2023 10:04:25 AM	2023-3104	321	South East Quadrant
8/15/2023 9:51:32 AM	8/15/2023 10:11:31 AM	2023-3105	321	North West Quadrant
8/15/2023 3:47:38 PM	8/15/2023 4:01:22 PM	2023-3108	736	North West Quadrant
8/15/2023 3:48:43 PM	8/15/2023 4:08:45 PM	2023-3109	711	North East Quadrant
<b>8/16/2023</b>				
8/16/2023 3:14:17 AM	8/16/2023 3:33:25 AM	2023-3115	321	South East Quadrant
8/16/2023 3:30:03 AM	8/16/2023 5:05:11 AM	2023-3116	138	South East Quadrant
8/16/2023 5:00:34 AM	8/16/2023 5:28:41 AM	2023-3117	321	North West Quadrant
8/16/2023 10:04:54 AM	8/16/2023 10:40:21 AM	2023-3118	553	South East Quadrant
8/16/2023 10:39:48 AM	8/16/2023 10:58:45 AM	2023-3119	321	North West Quadrant
8/16/2023 5:54:30 PM	8/16/2023 6:20:17 PM	2023-3123	321	North West Quadrant
8/16/2023 6:01:09 PM	8/16/2023 6:16:20 PM	2023-3124	321	South East Quadrant
<b>8/17/2023</b>				
8/17/2023 10:29:27 AM	8/17/2023 10:49:49 AM	2023-3132	321	South West Quadrant
8/17/2023 10:29:31 AM	8/17/2023 10:54:49 AM	2023-3133	321	South East Quadrant
8/17/2023 12:02:51 PM	8/17/2023 12:27:00 PM	2023-3135	321	North East Quadrant
8/17/2023 12:24:12 PM	8/17/2023 12:28:51 PM	2023-3136	611	Mutual Aid Given
<b>8/18/2023</b>				
8/18/2023 8:33:48 PM	8/18/2023 8:52:30 PM	2023-3157	321	North East Quadrant
8/18/2023 8:51:22 PM	8/18/2023 9:08:38 PM	2023-3158	321	South West Quadrant
8/18/2023 10:43:05 PM	8/18/2023 11:19:27 PM	2023-3160	321	North West Quadrant
8/18/2023 11:15:50 PM	8/19/2023 1:09:12 AM	2023-3161	551	Mutual Aid Given
<b>8/19/2023</b>				
8/19/2023 1:01:03 AM	8/19/2023 1:21:24 AM	2023-3162	321	South East Quadrant
8/19/2023 5:47:08 PM	8/19/2023 6:19:58 PM	2023-3168	321	South West Quadrant

Percentage of incidents overlapping from total incidents in date range for specified station. Compared incident time range as either Alarm to Cancel or Alarm to Clear for incidents that have either Cancel or Clear time recorded. Reviewed calls only. Group by date. Displays date, incident number, incident type (numeric only), zone, and station.

**OVERLAPPING INCIDENT DETAILS**

ALARM	CLEAR/CANCEL	INCIDENT #	INCIDENT TYPE	ZONE
8/19/2023 5:53:23 PM	8/19/2023 6:13:46 PM	2023-3169	321	North East Quadrant
<b>8/20/2023</b>				
8/20/2023 12:51:45 PM	8/20/2023 1:08:10 PM	2023-3178	321	South West Quadrant
8/20/2023 1:03:55 PM	8/20/2023 1:18:55 PM	2023-3179	321	North West Quadrant
8/20/2023 2:53:24 PM	8/20/2023 3:19:52 PM	2023-3180	321	South West Quadrant
8/20/2023 3:09:48 PM	8/20/2023 3:22:48 PM	2023-3181	745	North West Quadrant
<b>8/21/2023</b>				
8/21/2023 12:11:02 AM	8/21/2023 12:34:00 AM	2023-3186	321	North West Quadrant
8/21/2023 12:32:49 AM	8/21/2023 12:59:01 AM	2023-3187	321	North West Quadrant
8/21/2023 9:37:31 AM	8/21/2023 9:54:50 AM	2023-3192	321	South East Quadrant
8/21/2023 9:37:26 AM	8/21/2023 10:17:17 AM	2023-3193	424	North West Quadrant
<b>8/22/2023</b>				
8/22/2023 10:26:43 PM	8/22/2023 11:15:33 PM	2023-3212	321	South West Quadrant
8/22/2023 10:58:46 PM	8/22/2023 11:18:13 PM	2023-3213	320	North West Quadrant
<b>8/23/2023</b>				
8/23/2023 12:32:30 PM	8/23/2023 12:52:56 PM	2023-3218	321	North East Quadrant
8/23/2023 12:50:20 PM	8/23/2023 1:15:44 PM	2023-3219	321	North West Quadrant
8/23/2023 5:28:00 PM	8/23/2023 6:12:31 PM	2023-3223	321	South West Quadrant
8/23/2023 5:38:31 PM	8/23/2023 5:46:15 PM	2023-3224	611	North West Quadrant
8/23/2023 5:49:24 PM	8/23/2023 6:04:49 PM	2023-3225	321	North East Quadrant
8/23/2023 8:55:20 PM	8/23/2023 9:27:53 PM	2023-3226	321	South West Quadrant
8/23/2023 9:09:24 PM	8/23/2023 9:22:11 PM	2023-3227	321	North West Quadrant
8/23/2023 9:17:32 PM	8/23/2023 9:41:34 PM	2023-3228	321	South East Quadrant
<b>8/24/2023</b>				
8/24/2023 7:33:47 AM	8/24/2023 8:16:18 PM	2023-3233	322	South East Quadrant
8/24/2023 8:01:41 AM	8/24/2023 8:26:40 AM	2023-3234	321	North West Quadrant
8/24/2023 8:28:54 AM	8/24/2023 8:50:38 AM	2023-3235	321	North East Quadrant
8/24/2023 8:38:21 AM	8/24/2023 8:46:11 AM	2023-3236	322	North East Quadrant
8/24/2023 10:07:16 AM	8/24/2023 10:28:45 AM	2023-3237	321	North West Quadrant
8/24/2023 12:20:51 PM	8/24/2023 12:44:50 PM	2023-3238	321	South West Quadrant
8/24/2023 12:37:54 PM	8/24/2023 12:54:44 PM	2023-3239	321	South East Quadrant
8/24/2023 2:47:23 PM	8/24/2023 3:07:41 PM	2023-3240	321	North East Quadrant
8/24/2023 4:09:12 PM	8/24/2023 4:23:01 PM	2023-3241	321	North West Quadrant
8/24/2023 4:30:57 PM	8/24/2023 4:38:02 PM	2023-3242	550	North East Quadrant
8/24/2023 4:37:48 PM	8/24/2023 4:55:32 PM	2023-3243	321	North East Quadrant
8/24/2023 5:19:36 PM	8/24/2023 5:42:29 PM	2023-3244	321	North East Quadrant
<b>8/25/2023</b>				
8/25/2023 12:00:29 AM	8/25/2023 12:20:49 AM	2023-3245	745	South West Quadrant
8/25/2023 12:07:24 AM	8/25/2023 12:29:14 AM	2023-3246	800	South West Quadrant
8/25/2023 12:07:36 AM	8/25/2023 12:26:38 AM	2023-3247	321	North West Quadrant
8/25/2023 12:12:42 AM	8/25/2023 12:38:19 AM	2023-3248	444	North West Quadrant
8/25/2023 1:44:04 AM	8/25/2023 4:08:51 AM	2023-3249	444	North West Quadrant
8/25/2023 2:32:13 AM	8/25/2023 2:58:12 AM	2023-3250	321	North East Quadrant

Percentage of incidents overlapping from total incidents in date range for specified station. Compared incident time range as either Alarm to Cancel or Alarm to Clear for incidents that have either Cancel or Clear time recorded. Reviewed calls only. Group by date. Displays date, incident number, incident type (numeric only), zone, and station.

**OVERLAPPING INCIDENT DETAILS**

ALARM	CLEAR/CANCEL	INCIDENT #	INCIDENT TYPE	ZONE
8/25/2023 3:58:00 AM	8/25/2023 3:58:00 AM	2023-3251	600	North West Quadrant
8/25/2023 5:39:56 AM	8/25/2023 11:20:00 AM	2023-3252	444	North East Quadrant
8/25/2023 6:16:20 AM	8/25/2023 6:44:38 AM	2023-3253	321	South East Quadrant
8/25/2023 7:21:27 AM	8/25/2023 7:36:45 AM	2023-3254	444	South East Quadrant
8/25/2023 7:58:11 AM	8/25/2023 8:20:59 AM	2023-3255	321	North West Quadrant
8/25/2023 8:14:14 AM	8/25/2023 8:27:40 AM	2023-3256	745	South East Quadrant
8/25/2023 9:04:03 AM	8/25/2023 9:30:31 AM	2023-3257	424	North West Quadrant
8/25/2023 9:30:04 AM	8/25/2023 9:40:05 AM	2023-3258	622	North East Quadrant
8/25/2023 9:53:18 AM	8/25/2023 10:16:59 AM	2023-3259	321	South West Quadrant
8/25/2023 10:42:20 AM	8/25/2023 11:17:02 AM	2023-3260	321	North West Quadrant
8/25/2023 2:00:50 PM	8/25/2023 2:31:04 PM	2023-3264	321	South West Quadrant
8/25/2023 2:01:23 PM	8/25/2023 2:31:04 PM	2023-3265	321	North West Quadrant
8/25/2023 3:01:59 PM	8/25/2023 3:24:08 PM	2023-3266	744	North East Quadrant
8/25/2023 3:04:59 PM	8/25/2023 3:33:31 PM	2023-3267	322	North West Quadrant
8/25/2023 8:44:52 PM	8/25/2023 9:05:27 PM	2023-3272	321	North West Quadrant
8/25/2023 8:45:46 PM	8/25/2023 9:03:12 PM	2023-3273	321	North East Quadrant
<b>8/26/2023</b>				
8/26/2023 9:54:01 AM	8/26/2023 10:07:51 AM	2023-3278	321	North East Quadrant
8/26/2023 10:01:25 AM	8/26/2023 10:14:54 AM	2023-3279	321	North East Quadrant
8/26/2023 7:52:48 PM	8/26/2023 8:13:03 PM	2023-3284	321	North West Quadrant
8/26/2023 8:04:53 PM	8/26/2023 8:23:46 PM	2023-3285	321	South East Quadrant
<b>8/27/2023</b>				
8/27/2023 9:57:22 AM	8/27/2023 10:14:35 AM	2023-3289	321	South East Quadrant
8/27/2023 10:10:17 AM	8/27/2023 10:57:16 AM	2023-3290	412	North West Quadrant
8/27/2023 10:39:03 AM	8/27/2023 10:59:46 AM	2023-3291	321	South West Quadrant
8/27/2023 11:26:14 AM	8/27/2023 11:43:59 AM	2023-3292	321	North West Quadrant
8/27/2023 11:37:31 AM	8/27/2023 11:58:08 AM	2023-3293	321	South West Quadrant
<b>8/28/2023</b>				
8/28/2023 6:09:07 AM	8/28/2023 6:27:59 AM	2023-3305	321	North West Quadrant
8/28/2023 6:26:23 AM	8/28/2023 6:43:04 AM	2023-3306	321	North West Quadrant
8/28/2023 6:28:29 PM	8/28/2023 6:49:16 PM	2023-3316	321	North East Quadrant
8/28/2023 6:45:24 PM	8/28/2023 7:09:06 PM	2023-3317	321	North West Quadrant
<b>8/29/2023</b>				
8/29/2023 12:23:26 AM	8/29/2023 1:21:41 AM	2023-3321	111	Mutual Aid Given
8/29/2023 12:49:49 AM	8/29/2023 1:05:10 AM	2023-3322	320	North East Quadrant
8/29/2023 9:01:47 AM	8/29/2023 9:22:28 AM	2023-3327	321	South West Quadrant
8/29/2023 9:09:36 AM	8/29/2023 9:28:19 AM	2023-3328	321	North East Quadrant
<b>8/30/2023</b>				
8/30/2023 11:01:42 AM	8/30/2023 11:19:58 AM	2023-3339	321	South East Quadrant
8/30/2023 11:01:47 AM	8/30/2023 11:21:27 AM	2023-3340	321	North West Quadrant
8/30/2023 11:18:40 AM	8/30/2023 11:46:16 AM	2023-3341	321	North West Quadrant
8/30/2023 7:33:20 PM	8/30/2023 7:54:39 PM	2023-3345	321	South East Quadrant
8/30/2023 7:38:51 PM	8/30/2023 8:00:44 PM	2023-3346	321	North West Quadrant

Percentage of incidents overlapping from total incidents in date range for specified station. Compared incident time range as either Alarm to Cancel or Alarm to Clear for incidents that have either Cancel or Clear time recorded. Reviewed calls only. Group by date. Displays date, incident number, incident type (numeric only), zone, and station.

**OVERLAPPING INCIDENT DETAILS**

ALARM	CLEAR/CANCEL	INCIDENT #	INCIDENT TYPE	ZONE
<b>8/31/2023</b>				
8/31/2023 4:47:16 AM	8/31/2023 5:04:41 AM	2023-3350	321	North East Quadrant
8/31/2023 4:59:03 AM	8/31/2023 5:21:22 AM	2023-3351	321	South East Quadrant
8/31/2023 9:25:50 AM	8/31/2023 9:46:03 AM	2023-3355	321	North West Quadrant
8/31/2023 9:41:04 AM	8/31/2023 10:02:32 AM	2023-3356	321	North West Quadrant
8/31/2023 3:34:32 PM	8/31/2023 3:59:17 PM	2023-3359	321	South West Quadrant
8/31/2023 3:49:53 PM	8/31/2023 4:07:05 PM	2023-3360	321	North East Quadrant

Percentage of incidents overlapping from total incidents in date range for specified station. Compared incident time range as either Alarm to Cancel or Alarm to Clear for incidents that have either Cancel or Clear time recorded. Reviewed calls only. Group by date. Displays date, incident number, incident type (numeric only), zone, and station.



# North Ridgeville Fire Department

North Ridgeville, OH

This report was generated on 9/1/2023 9:14:32 AM



## Property Values versus Loss and Save per Incident for Date Range

Start Date: 08/01/2023 | End Date: 08/31/2023

INCIDENT #	PRE-INCIDENT VALUE	LOSSES	SAVED
<b>Totals:</b>			<b>\$0.00</b>

Both the PRE-INCIDENT VALUE and LOSSES columns are the summation of the respective Property and Contents fields as recorded on the Basic Info 5 screen of an incident. Only REVIEWED incidents included. EMS incidents excluded.





## EMERGENCY MEDICAL SERVICES DATA



# Agency Activity Summary

UH - North Ridgeville Fire Dept

Agency: UH - North Ridgeville Fire Dept | Service Date: From 08/01/2023 Through 08/31/2023

**Total Number of ePCRs: 393**

**Total Number of Incidents: 389**

## By Branch

01 Station 1 = 287

02 Station 2 = 106

## Billing Disposition

	#	%		#	%
Treated/Transported	329	83.7%	Dead Prior To Arrival	2	0.5%
Treated / Transferred Care	N/A	N/A	Dead After Arrival	N/A	N/A
Treated/No Transport (AMA)	21	5.3%	Treat/Transported by Private Veh.	N/A	N/A
Treated / No Transport (Per Protocol)	11	2.8%	Assist	6	1.5%
Transported / Refused Care	N/A	N/A	Other	2	0.5%
No Transport / Refused Care	20	5.1%	No Patient Found	N/A	N/A
Cancelled	2	0.5%			
Left Blank	N/A	N/A			

## Unit Disposition

Description	#	%
No Patient Contact	2	0.5%
Non-Patient Incident (Not Otherwise Listed)	6	1.5%
Patient Contact Made	385	98.0%
Left Blank	0	0.0%
<b>Total</b>	<b>393</b>	<b>100.0%</b>

## Patient Evaluation/Care Disposition

Description	#	%
Not Applicable	8	2.0%
Patient Evaluated and Care Provided	363	92.4%
Patient Evaluated, No Care Required	2	0.5%
Patient Refused Evaluation/Care	20	5.1%
Left Blank	0	0.0%
<b>Total</b>	<b>393</b>	<b>100.0%</b>

## Crew Disposition

Description	#	%
Back in Service, Care/Support Services Refused	20	5.1%
Back in Service, No Care/Support Services Required	10	2.5%
Initiated and Continued Primary Care	363	92.4%
Left Blank	0	0.0%
<b>Total</b>	<b>393</b>	<b>100.0%</b>

## Transport Disposition

Description	#	%
No Transport	34	8.7%
Not Applicable	8	2.0%
Patient Refused Transport	21	5.3%
Transport by This EMS Unit (This Crew Only)	330	84.0%
Left Blank	0	0.0%
<b>Total</b>	<b>393</b>	<b>100.0%</b>

## Run Type

	#	%		#	%
<b>Emergency Runs</b>	<b>393</b>	<b>100.0%</b>	<b>Non-Emergency Runs</b>	<b>N/A</b>	<b>N/A</b>
Stand By	N/A	N/A	Stand By	N/A	N/A
Mutual Aid	2	0.5%	Mutual Aid	N/A	N/A
Interfacility	N/A	N/A	Interfacility	N/A	N/A
Intercept	N/A	N/A	Intercept	N/A	N/A

<b>Emergency Runs (Scheduled)</b>	N/A	N/A	<b>Non-Emergency Runs (Scheduled)</b>	N/A	N/A
Stand By	N/A	N/A	Stand By	N/A	N/A
Mutual Aid	N/A	N/A	Mutual Aid	N/A	N/A
Interfacility	N/A	N/A	Interfacility	N/A	N/A
Intercept	N/A	N/A	Intercept	N/A	N/A

Emergency Type Left Blank: 0

### Runs by Unit

Unit	Total Runs	Treat/Transp	Treat/Transfer	Treat/No Transp(AMA)	Treat/No Transp(PP)	Transp/Ref. Care	Cancelled	Dead Prior Arr	Dead After Arr	T/T Priv Veh	No Trans/Ref. Care	Assist	Other	No Pat. Found
NRE21	1	0	0	0	0	0	0	0	0	0	1	0	0	0
NRM25	144	119	0	8	4	0	2	2	0	0	4	4	1	0
NRM26	104	83	0	5	5	0	0	0	0	0	9	1	1	0
NRM27	2	2	0	0	0	0	0	0	0	0	0	0	0	0
NRM28	142	125	0	8	2	0	0	0	0	0	6	1	0	0
<b>Total</b>	<b>393</b>	<b>329</b>	<b>0</b>	<b>21</b>	<b>11</b>	<b>0</b>	<b>2</b>	<b>2</b>	<b>0</b>	<b>0</b>	<b>20</b>	<b>6</b>	<b>2</b>	<b>0</b>

### Runs by Service Level

Dispatched Service Level	#	%	Recommended Service Level	#	%
BLS	393	100.0%	BLS	107	27.2%
ALS	N/A	N/A	ALS1	281	71.5%
SCT	N/A	N/A	ALS2	5	1.3%
			SCT	N/A	N/A
			Rotary Wing	N/A	N/A
			Fixed Wing	N/A	N/A

### Runs by Insurance Type with Service Level (Multiple insurance types may have

been marked on a run)

Type	BLS	%	ALS1	%	ALS2	%	SCT	%Rotary Wing	%Fixed Wing	%	Total	%
None	107	27.2%	281	71.5%	5	1.3%	N/A	N/A	N/A	N/A	393	100.0%

### Runs by Primary PI

Description	#	%
ABNORMAL LABS	2	0.5%
ALCOHOL ABUSE WITH INTOXICATION	1	0.3%
Abdominal Pain	20	5.1%
Allergic Reaction	4	1.0%
Alt. Level Conscious	7	1.8%
Anxiety	4	1.0%
Back Pain (No Trauma)	14	3.6%
Behavioral Disorder	8	2.0%
COVID-19 (SUSPECTED)	2	0.5%
CVA/Stroke	4	1.0%
Cardiac Arrest	2	0.5%
Cardiac Symptoms	8	2.0%
Chest Pain	23	5.9%
Dehydration Symp.	2	0.5%
Depression (acute)	1	0.3%
Diabetic Symptoms	4	1.0%
Dizziness	7	1.8%
Dyspnea-SOB	36	9.2%
Elevated Temp/Fever	1	0.3%
Eye Symp.(no trauma)	2	0.5%
FREQUENT FALLS	31	7.9%
Flu Symptoms	3	0.8%
GI -Bleed	1	0.3%
GI -Constipation	1	0.3%
GI -Diarrhea	1	0.3%
HYPOTENSION	2	0.5%
Headache (no trauma)	3	0.8%

Hypertension	1	0.3%
MEDICAL DEVICE FAILURE	4	1.0%
MINOR / GENERAL INJURY	28	7.1%
Monitoring Required	14	3.6%
NON-TRAUMATIC LEG PAIN	5	1.3%
Nausea	5	1.3%
No Medical Problem	12	3.1%
Nose Bleed	3	0.8%
OB/Gyn	1	0.3%
Obvious Death	1	0.3%
Pneumonia Symptoms	1	0.3%
Post-Op Complication	1	0.3%
Psychiatric Emerg.	8	2.0%
Respiratory Failure	1	0.3%
SEPSIS	4	1.0%
SUICIDE ATTEMPT	1	0.3%
Seizure	8	2.0%
Syncope/Fainting	8	2.0%
Trauma Injury	24	6.1%
Unconscious	1	0.3%
Unknown Medical	6	1.5%
Urinary Bleeding	1	0.3%
Urination Problem	4	1.0%
Vomiting	6	1.5%
Weakness	39	9.9%
Left Blank	12	3.1%
<i>Total</i>	393	100.0%

### Runs by Dispatch (EMD) Code

Description	#	%
01A01 Abdominal Pain	19	4.8%
02B01 Allergies/Envenomations	5	1.3%
03B03 Animal Bites/Attacks	1	0.3%
04B03 Assault/Sexual Assault	5	1.3%
05A01 Back Pain (Non-traumatic)	10	2.5%
06E01 Breathing Problems	41	10.4%
09E02 Cardiac or Respiratory Arrest/Death	2	0.5%
10D01 Chest Pain/ Chest Discomfort	27	6.9%
11E01 Choking	1	0.3%
12C01 Convulsions/Seizures	7	1.8%
13C02 Diabetic Problems	3	0.8%
16B01 Eye Problem/Injuries	2	0.5%
17B03 Falls	79	20.1%
18B01 Headache	1	0.3%
19C07 Heart Problems/AICD	1	0.3%
21B01 Hemorrhage/Laceration	5	1.3%
23C07 Overdose/Poisoning	4	1.0%
24B02 Pregnancy/Childbirth/Miscarriage	1	0.3%
25B06 Psychiatric/Abnormal Behavior/Suicide Attempt	20	5.1%
26B01 Sick Person (Specific Diagnosis)	86	21.9%
28C12 Stroke (CVA/TIA)	4	1.0%
29B05 Traffic/Transportation Incident	18	4.6%
30B01 Traumatic Injuries	7	1.8%
31C01 Unconscious/Fainting	7	1.8%
32B01 Unknown Problem	24	6.1%
32B02 Medical Alarm	2	0.5%
37A01 Other / Public Assist	11	2.8%
<i>Left Blank</i>	0	0.0%
<b>Total</b>	<b>393</b>	<b>100.0%</b>

**Transport From (Category)**

	<u>#</u>	<u>%</u>
--Left Blank--	393	100.0%
<i>Total</i>	393	100.0%

**Transport From (Facility)**

	<u>#</u>	<u>%</u>
--Left Blank--	393	100.0%
<i>Total</i>	393	100.0%

**Transport To (Destination Facility)**

	<u>#</u>	<u>%</u>
UH - ST JOHN MEDICAL CENTER	179	45.5%
UH - ELYRIA MEDICAL CENTER	82	20.9%
--Left Blank--	64	16.3%
Avon Richard E. Jacobs Health Center	63	16.0%
CCF - Fairview	3	0.8%
Southwest General Health Center	2	0.5%
<i>Total</i>	393	100.0%



# **NORTH RIDGEVILLE FIRE DEPARTMENT**



## *Fire Prevention Inspection Report August 2023*

*Submitted By:  
Assistant Chief Mike Uhnak, EMT-P, FO2, FI*

# North Ridgeville Fire Department

North Ridgeville, OH

This report was generated on 9/1/2023 9:26:32 AM




## Completed Inspections per Zone for Date Range

Start Date: 08/01/2023 | End Date: 08/31/2023

ZONE	ID	OCCUPANCY	ADDRESS	INSPECTED
<b>Zone 1- NW - Zone 1- North West Quadrant</b>				
		Lake Ridge Academy	37501 Center Ridge RD	08/08/2023
		RW Beckett Corp	38251 Center Ridge RD	08/09/2023
		RW Beckett Corp	38251 Center Ridge RD	08/09/2023
		Dayton Freight	38686 Taylor PKY	08/22/2023
		Ridge Motel	38043 Center Ridge	08/24/2023
		Dayton Freight	38686 Taylor PKY	08/25/2023
		Dayton Freight	38686 Taylor PKY	08/25/2023
		Lorain County Public Library-North Ridgeville Branch	35700 Bainbridge RD	08/29/2023
		Foster/Adoption Inspection	7000 Ranger WAY	08/30/2023
		Dayton Freight	38686 Taylor PKY	08/30/2023
		Dayton Freight	38686 Taylor PKY	08/30/2023
		Lorain County Public Library-North Ridgeville Branch	35700 Bainbridge RD	08/31/2023
<b>Zone 2- NE - Zone 2- North East Quadrant</b>				
		Dairy Queen	32936 Center Ridge	08/03/2023
		Dairy Queen	32936 Center Ridge	08/03/2023
		Tacos Del Pueblos Mexican Grill	34173 Center Ridge RD	08/03/2023
		Tacos Del Pueblos Mexican Grill	34173 Center Ridge RD	08/03/2023
		Victory Park Event Complex/ Clubhouse	7777 Victory LN	08/03/2023
		Victory Park Event Complex/ Clubhouse	7777 Victory LN	08/04/2023
		Victory Park Event Complex/ Clubhouse	7777 Victory LN	08/05/2023
		St. Julie Billiard Church	5500 Lear Nagle RD	08/08/2023
		St. Peter's School/Parish	35749 Center Ridge RD	08/09/2023
	Mills Creek Plaza 10	Child time Learning Center	33169 Center Ridge RD	08/09/2023
		North Ridgeville Police Department	7070 Ranger WAY	08/09/2023
		Corn Festival	7000 Ranger WAY	08/10/2023
		Corn Festival	7000 Ranger WAY	08/11/2023
		North Ridgeville High School	34600 Bainbridge RD	08/14/2023
		Lorain County Health & Dental	35557 Center Ridge RD	08/14/2023
		Liberty Elementary	5700 Jaycox RD	08/21/2023
		Ranger High Tech Academy	5580 Lear Nagle RD	08/21/2023
		North Ridgeville Education Center/ECLC	5490 Mills Creek LN	08/21/2023
		North Ridgeville Academic Center	34620 Bainbridge RD	08/21/2023
		North Ridgeville High School	34600 Bainbridge RD	08/21/2023
		St. Peter's School/Parish	35749 Center Ridge RD	08/22/2023
		Lorain County Health & Dental	35557 Center Ridge RD	08/22/2023



ZONE	ID	OCCUPANCY	ADDRESS	INSPECTED
		Lorain County Health & Dental	35557 Center Ridge RD	08/22/2023
		Chipotle	34800 Center Ridge RD	08/22/2023
		Ranger High Tech Academy	5580 Lear Nagle RD	08/22/2023
		Liberty Elementary	5700 Jaycox RD	08/22/2023
		Lorain County Health & Dental	35557 Center Ridge RD	08/23/2023
		North Ridge Apartments	35900 Westminister AVE	08/23/2023
		North Ridgeville Education Center/ECLC	5490 Mills Creek LN	08/23/2023
		Super 8 Motel	32801 Lorain RD	08/24/2023
		Motel 6	32751 Lorain	08/24/2023
	Winkel A	Between The Bun Bar and Grille	34445 Center Ridge RD	08/25/2023
	Winkel A	Between The Bun Bar and Grille	34445 Center Ridge RD	08/25/2023
		Victory Park Event Complex/ Clubhouse	7777 Victory LN	08/29/2023
		Tacos Del Pueblos Mexican Grill	34173 Center Ridge RD	08/29/2023
		Lorain County Health & Dental	35557 Center Ridge RD	08/29/2023
		Lorain County Health & Dental	35557 Center Ridge RD	08/29/2023
		North Ridgeville Police Department	7070 Ranger WAY	08/31/2023
		North Ridgeville Police Department	7070 Ranger WAY	08/31/2023
<b>Zone 3- SW - Zone 3- South West Quadrant</b>				
		Dawn Swanson Day Care	9013 Franklin DR	08/21/2023
		Old Invacare/ vacant	39400 Taylor PKY	08/23/2023
		Old Invacare/ vacant	39400 Taylor PKY	08/23/2023
		Old Invacare/ vacant	39400 Taylor PKY	08/23/2023
		Old Invacare/ vacant	39400 Taylor PKY	08/23/2023
		Harvest Ridge Preschool	35600 Lorain RD	08/28/2023
<b>Zone 4- SE - Zone 4- South East Quadrant</b>				
		83 & Chestnut Pub And Eatery	9001 Avon Belden RD	08/08/2023
		Culver's Restaurant	32626 Lorain RD	08/10/2023
		Culver's Restaurant	32626 Lorain RD	08/10/2023
		Culver's Restaurant	32626 Lorain RD	08/10/2023
		Culver's Restaurant	32626 Lorain RD	08/14/2023
		Culver's Restaurant	32626 Lorain RD	08/22/2023
		Harvest Ridge Church	35600 Lorain RD	08/28/2023
		North Ridgeville Fire Station #2	34523 Lorain RD	08/28/2023
		Culver's Restaurant	32626 Lorain RD	08/30/2023
		Culver's Restaurant	32626 Lorain RD	08/30/2023
		Culver's Restaurant	32626 Lorain RD	08/31/2023





# North Ridgeville Fire Department

North Ridgeville, OH

This report was generated on 9/1/2023 9:26:51 AM



## Count of Occupancies Inspected per Occupancy Type per Inspection Type for Date Range

Start Date: 08/01/2023 | End Date: 08/31/2023

OCCUPANCY	COUNT
<b>INSPECTION TYPE: Annual</b>	
Assembly	2
Athletic/Health Clubs	3
Church/Places of Worship	2
Day Care	2
Elementary School	6
Fire Station	1
High School	2
Industrial /Manufacturing Facility	2
Middle School	1
Motel/Hotel	3
Multi-Educational campus	1
Residential	1
Restaurant	3
<b>INSPECTION TYPE: Emergency Planning/Evacuation</b>	
Apartment Complex	1
Elementary School	2
<b>INSPECTION TYPE: Fire Alarm System Test- Annual</b>	
Assembly	1
Industrial /Manufacturing Facility	2
<b>INSPECTION TYPE: Fire Line Acceptance Test</b>	
Assembly	1
Doctor/Dentist Office	1
Industrial /Manufacturing Facility	1
<b>INSPECTION TYPE: Fire Line Spot Inspection</b>	
Assembly	1
Industrial /Manufacturing Facility	2
<b>INSPECTION TYPE: Fire Protection System Inspection</b>	
Industrial /Manufacturing Facility	1
<b>INSPECTION TYPE: Fire Safety During Construction</b>	
Assembly	4
Doctor/Dentist Office	2
Industrial /Manufacturing Facility	1
Police Station	1
Restaurant	3
<b>INSPECTION TYPE: Home Inspection</b>	
Residential	1

Locked inspections only.



OCCUPANCY	COUNT
<b>INSPECTION TYPE: Plan Review</b>	
Assembly	1
Industrial /Manufacturing Facility	1
<b>INSPECTION TYPE: Special Hazard</b>	
Atheltic/Health Clubs	1
<b>INSPECTION TYPE: Sprinkler System Acceptance Test</b>	
Doctor/Dentist Office	1
<b>INSPECTION TYPE: Sprinkler System Install Spot Inspection</b>	
Assembly	2
Doctor/Dentist Office	2
Police Station	2
<b>INSPECTION TYPE: Sprinkler System Test-Annual</b>	
Industrial /Manufacturing Facility	1
<b>INSPECTION TYPE: Wet Chemical Sprinkler System Acceptance Test</b>	
Restaurant	1
<b>INSPECTION TYPE: Wet Chemical Sprinkler System Semi-Annual Test</b>	
Restaurant	2
<b>Total # of Inspections:</b>	<b>68</b>

Locked inspections only.



# North Ridgeville Fire Department

North Ridgeville, OH

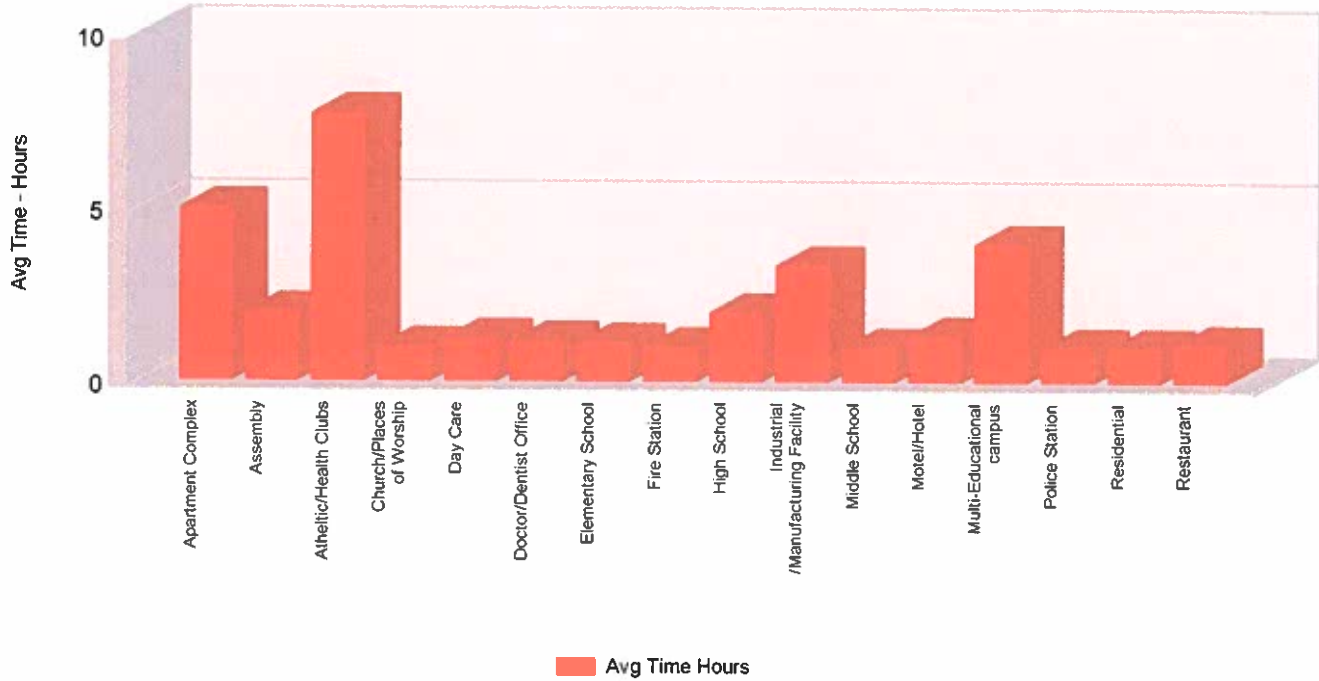
This report was generated on 9/1/2023 9:27:19 AM



## Average Inspection Time per Occupancy Type for Date Range

Start Date: 08/01/2023 | End Date: 08/31/2023

Average Inspections Time for Occupancy Type



OCCUPANCY TYPE	AVERAGE TIME (minutes)
Apartment Complex	5:00:00
Assembly	2:00:00
Athletic/Health Clubs	7:45:00
Church/Places of Worship	1:00:00
Day Care	1:15:00
Doctor/Dentist Office	1:10:00
Elementary School	1:07:30
Fire Station	1:00:00
High School	2:00:00
Industrial /Manufacturing Facility	3:21:49
Middle School	1:00:00
Motel/Hotel	1:20:00
Multi-Educational campus	4:00:00
Police Station	1:00:00
Residential	1:00:00
Restaurant	1:06:40

Only inspections with TIME IN and TIME OUT information provided are included in the INSPECTION TIME calculations.



# North Ridgeville Fire Department

North Ridgeville, OH

This report was generated on 9/1/2023 9:27:47 AM



## Daily Log Items per Personnel for Activity Code for Personnel

Activity Codes: All Activity Codes | Personnel: Uhnak, Michael | Start Time: 00:00 | End Time: 23:00 | Start Date: 08/01/2023 | End Date: 08/31/2023

START	END	LOG TYPE	APPARATUS	NOTES	HOURS
<b>Uhnak, Michael</b>					
08/01/2023 08:00:00	08/01/2023 09:00:00	DAYBOOK			1.00
08/01/2023 09:00:00	08/01/2023 12:00:00	DAYBOOK		Met with Building Department about upcoming events.	3.00
08/01/2023 12:00:00	08/01/2023 13:00:00	DAYBOOK			1.00
08/01/2023 13:00:00	08/01/2023 16:00:00	DAYBOOK		Annual inspection scheduling	3.00
08/03/2023 08:00:00	08/03/2023 09:00:00	INSPECTION		An inspection was completed for Dairy Queen by Uhnak, Michael	1.00
08/03/2023 09:00:00	08/03/2023 10:00:00	INSPECTION		An inspection was completed for Dairy Queen by Uhnak, Michael	1.00
08/03/2023 10:00:00	08/03/2023 11:00:00	INSPECTION		An inspection was completed for Tacos Del Pueblos Mexican Grill by Uhnak, Michael	1.00
08/03/2023 11:00:00	08/03/2023 12:00:00	INSPECTION		An inspection was completed for Tacos Del Pueblos Mexican Grill by Uhnak, Michael	1.00
08/03/2023 12:00:00	08/03/2023 13:00:00	DAYBOOK			1.00
08/03/2023 13:00:00	08/03/2023 16:00:00	INSPECTION		An inspection was completed for Victory Park Event Complex/ Clubhouse by Uhnak, Michael	3.00
08/04/2023 08:00:00	08/04/2023 23:30:00	INSPECTION		An inspection was completed for Victory Park Event Complex/ Clubhouse by Uhnak, Michael	15.50
08/05/2023 12:00:00	08/05/2023 23:30:00	INSPECTION		An inspection was completed for Victory Park Event Complex/ Clubhouse by Uhnak, Michael	11.50
08/07/2023 08:00:00	08/07/2023 09:00:00	DAYBOOK			1.00
08/07/2023 09:00:00	08/07/2023 12:00:00	DAYBOOK		Blue Card Refresher	3.00
08/07/2023 12:00:00	08/07/2023 13:00:00	DAYBOOK			1.00
08/07/2023 13:00:00	08/07/2023 16:00:00	DAYBOOK		Blue Card Refresher	3.00
08/08/2023 08:00:00	08/08/2023 12:00:00	INSPECTION		An inspection was completed for Lake Ridge Academy by Uhnak, Michael	4.00
08/08/2023 12:00:00	08/08/2023 13:00:00	DAYBOOK			1.00
08/08/2023 13:00:00	08/08/2023 14:00:00	DAYBOOK			1.00
08/08/2023 14:00:00	08/08/2023 15:00:00	INSPECTION		An inspection was completed for 83 & Chestnut Pub And Eatery by Uhnak, Michael	1.00
08/08/2023 15:00:00	08/08/2023 16:00:00	INSPECTION		An inspection was completed for St. Julie Billiard Church by Uhnak, Michael	1.00
08/09/2023 08:00:00	08/09/2023 09:00:00	DAYBOOK			1.00
08/09/2023 09:00:00	08/09/2023 12:00:00	INSPECTION		An inspection was completed for St. Peter's School/Parish by Uhnak, Michael	3.00
08/09/2023 12:00:00	08/09/2023 13:00:00	INSPECTION		An inspection was completed for North Ridgeville Police Department by Uhnak, Michael	1.00
08/09/2023 13:00:00	08/09/2023 14:30:00	INSPECTION		An inspection was completed for Child time Learning Center by Uhnak, Michael	1.50
08/09/2023 14:00:00	08/09/2023 15:30:00	INSPECTION		An inspection was completed for RW Beckett Corp by Uhnak, Michael	1.50
08/09/2023 15:30:00	08/09/2023 16:00:00	INSPECTION		An inspection was completed for RW Beckett Corp by Uhnak, Michael	0.50
08/10/2023 08:00:00	08/10/2023 09:00:00	DAYBOOK			1.00
08/10/2023 09:00:00	08/10/2023 10:00:00	INSPECTION		An inspection was completed for Culver's Restaurant by Uhnak, Michael	1.00
08/10/2023 10:00:00	08/10/2023 11:00:00	INSPECTION		An inspection was completed for Culver's Restaurant by Uhnak, Michael	1.00
08/10/2023 11:00:00	08/10/2023 12:00:00	INSPECTION		An inspection was completed for Culver's Restaurant by Uhnak, Michael	1.00
08/10/2023 12:00:00	08/10/2023 13:00:00	DAYBOOK			1.00
08/10/2023 13:00:00	08/10/2023 16:00:00	INSPECTION		An inspection was completed for Corn Festival by Uhnak, Michael	3.00
08/11/2023 08:00:00	08/11/2023 09:00:00	DAYBOOK			1.00

Lists the Daily Log items, grouped by Personnel, corresponding to the selected Activity Code and Personnel.



START	END	LOG TYPE	APPARATUS	NOTES	HOURS
08/11/2023 09:00:00	08/11/2023 18:00:00	INSPECTION		An inspection was completed for Corn Festival by Uhnak, Michael	9.00
08/11/2023 12:00:00	08/11/2023 13:00:00	DAYBOOK			1.00
08/14/2023 08:00:00	08/14/2023 11:00:00	INSPECTION		An inspection was completed for North Ridgeville High School by Uhnak, Michael	3.00
08/14/2023 11:00:00	08/14/2023 12:00:00	INSPECTION		An inspection was completed for Lorain County Health & Dental by Uhnak, Michael	1.00
08/14/2023 12:00:00	08/14/2023 13:00:00	DAYBOOK			1.00
08/21/2023 08:00:00	08/21/2023 09:00:00	DAYBOOK			1.00
08/21/2023 09:00:00	08/21/2023 10:00:00	INSPECTION		An inspection was completed for Dawn Swanson Day Care by Uhnak, Michael	1.00
08/21/2023 10:00:00	08/21/2023 11:00:00	INSPECTION		An inspection was completed for Liberty Elementary by Uhnak, Michael	1.00
08/21/2023 11:00:00	08/21/2023 12:00:00	INSPECTION		An inspection was completed for Ranger High Tech Academy by Uhnak, Michael	1.00
08/21/2023 12:00:00	08/21/2023 13:00:00	INSPECTION		An inspection was completed for North Ridgeville Education Center/ECLC by Uhnak, Michael	1.00
08/21/2023 13:00:00	08/21/2023 14:00:00	INSPECTION		An inspection was completed for North Ridgeville Academic Center by Uhnak, Michael	1.00
08/21/2023 14:00:00	08/21/2023 15:00:00	INSPECTION		An inspection was completed for North Ridgeville High School by Uhnak, Michael	1.00
08/21/2023 15:00:00	08/21/2023 16:00:00	DAYBOOK			1.00
08/22/2023 08:00:00	08/22/2023 09:00:00	DAYBOOK			1.00
08/22/2023 09:00:00	08/22/2023 09:30:00	INSPECTION		An inspection was completed for Lorain County Health & Dental by Uhnak, Michael	0.50
08/22/2023 09:30:00	08/22/2023 10:00:00	INSPECTION		An inspection was completed for Lorain County Health & Dental by Uhnak, Michael	0.50
08/22/2023 10:00:00	08/22/2023 11:00:00	INSPECTION		An inspection was completed for St. Peter's School/Parish by Uhnak, Michael	1.00
08/22/2023 11:00:00	08/22/2023 12:00:00	INSPECTION		An inspection was completed for Chipotle by Uhnak, Michael	1.00
08/22/2023 12:00:00	08/22/2023 12:30:00	INSPECTION		An inspection was completed for Ranger High Tech Academy by Uhnak, Michael	0.50
08/22/2023 12:30:00	08/22/2023 13:00:00	INSPECTION		An inspection was completed for Liberty Elementary by Uhnak, Michael	0.50
08/22/2023 13:00:00	08/22/2023 14:00:00	INSPECTION		An inspection was completed for Culver's Restaurant by Uhnak, Michael	1.00
08/22/2023 14:00:00	08/22/2023 15:00:00	DAYBOOK			1.00
08/22/2023 15:00:00	08/22/2023 15:00:00	INSPECTION		An inspection was completed for Dayton Freight by Uhnak, Michael	0.00
08/23/2023 08:00:00	08/23/2023 10:00:00	INSPECTION		An inspection was completed for Lorain County Health & Dental by Uhnak, Michael	2.00
08/23/2023 10:00:00	08/23/2023 15:00:00	INSPECTION		An inspection was completed for North Ridge Apartments by Uhnak, Michael	5.00
08/23/2023 11:00:00	08/23/2023 12:00:00	INSPECTION		An inspection was completed for North Ridgeville Education Center/ECLC by Uhnak, Michael	1.00
08/23/2023 12:00:00	08/23/2023 13:00:00	INSPECTION		An inspection was completed for Old Invacare/ vacant by Uhnak, Michael	1.00
08/23/2023 13:00:00	08/23/2023 14:00:00	INSPECTION		An inspection was completed for Old Invacare/ vacant by Uhnak, Michael	1.00
08/23/2023 14:00:00	08/23/2023 15:00:00	INSPECTION		An inspection was completed for Old Invacare/ vacant by Uhnak, Michael	1.00
08/23/2023 15:00:00	08/23/2023 16:00:00	INSPECTION		An inspection was completed for Old Invacare/ vacant by Uhnak, Michael	1.00
08/24/2023 08:00:00	08/24/2023 09:00:00	DAYBOOK			1.00
08/24/2023 09:00:00	08/24/2023 10:30:00	INSPECTION		An inspection was completed for Super 8 Motel by Uhnak, Michael	1.50
08/24/2023 10:30:00	08/24/2023 12:00:00	INSPECTION		An inspection was completed for Motel 6 by Uhnak, Michael	1.50
08/24/2023 12:00:00	08/24/2023 13:00:00	INSPECTION		An inspection was completed for Ridge Motel by Uhnak, Michael	1.00
08/24/2023 13:00:00	08/24/2023 14:00:00	DAYBOOK			1.00
08/24/2023 14:00:00	08/24/2023 16:00:00	DAYBOOK			2.00
08/25/2023 08:00:00	08/25/2023 10:00:00	INSPECTION		An inspection was completed for Dayton Freight by Uhnak, Michael	2.00
08/25/2023 10:00:00	08/25/2023 11:00:00	INSPECTION		An inspection was completed for Between The Bun Bar and Grille by Uhnak, Michael	1.00
08/25/2023 11:00:00	08/25/2023 13:00:00	INSPECTION		An inspection was completed for Dayton Freight by Uhnak, Michael	2.00
08/25/2023 13:00:00	08/25/2023 14:00:00	INSPECTION		An inspection was completed for Between The Bun Bar and Grille by Uhnak, Michael	1.00

Reports:  
 Annuals:  
 NRHS  
 NRAC  
 RTHA  
 Liberty  
 ECLC

Lists the Daily Log items, grouped by Personnel, corresponding to the selected Activity Code and Personnel.

START	END	LOG TYPE	APPARATUS	NOTES	HOURS
08/25/2023 14:00:00	08/25/2023 15:00:00	DAYBOOK			1.00
08/25/2023 15:00:00	08/25/2023 16:00:00	DAYBOOK		Meeting with Chiefs and Mayor.	1.00
08/28/2023 08:00:00	08/28/2023 09:00:00	DAYBOOK			1.00
08/28/2023 09:00:00	08/28/2023 10:00:00	INSPECTION		An inspection was completed for Harvest Ridge Preschool by Uhnak, Michael	1.00
08/28/2023 10:00:00	08/28/2023 11:00:00	INSPECTION		An inspection was completed for Harvest Ridge Church by Uhnak, Michael	1.00
08/28/2023 11:00:00	08/28/2023 12:00:00	INSPECTION		An inspection was completed for North Ridgeville Fire Station #2 by Uhnak, Michael	1.00
08/28/2023 12:00:00	08/28/2023 13:00:00	DAYBOOK			1.00
08/28/2023 13:00:00	08/28/2023 16:00:00	DAYBOOK		EMS Triage	3.00
08/29/2023 08:00:00	08/29/2023 09:00:00	INSPECTION		An inspection was completed for Lorain County Public Library-North Ridgeville Branch by Uhnak, Michael	1.00
08/29/2023 09:00:00	08/29/2023 11:00:00	INSPECTION		An inspection was completed for Lorain County Health & Dental by Uhnak, Michael	2.00
08/29/2023 11:00:00	08/29/2023 12:00:00	INSPECTION		An inspection was completed for Lorain County Health & Dental by Uhnak, Michael	1.00
08/29/2023 12:00:00	08/29/2023 13:00:00	DAYBOOK			1.00
08/29/2023 13:00:00	08/29/2023 14:00:00	INSPECTION		An inspection was completed for Victory Park Event Complex/ Clubhouse by Uhnak, Michael	1.00
08/29/2023 14:00:00	08/29/2023 16:00:00	INSPECTION		An inspection was completed for Tacos Del Pueblos Mexican Grill by Uhnak, Michael	2.00
08/30/2023 08:00:00	08/30/2023 09:00:00	DAYBOOK			1.00
08/30/2023 09:00:00	08/30/2023 10:00:00	INSPECTION		An inspection was completed for Foster/Adoption Inspection by Uhnak, Michael	1.00
08/30/2023 10:00:00	08/30/2023 11:00:00	INSPECTION		An inspection was completed for Culver's Restaurant by Uhnak, Michael	1.00
08/30/2023 11:00:00	08/30/2023 12:00:00	INSPECTION		An inspection was completed for Culver's Restaurant by Uhnak, Michael	1.00
08/30/2023 12:00:00	08/30/2023 13:00:00	DAYBOOK			1.00
08/30/2023 13:00:00	08/31/2023 14:00:00	INSPECTION		An inspection was completed for Dayton Freight by Uhnak, Michael	25.00
08/30/2023 14:00:00	08/30/2023 16:00:00	INSPECTION		An inspection was completed for Dayton Freight by Uhnak, Michael	2.00
08/31/2023 08:00:00	08/31/2023 09:00:00	DAYBOOK			1.00
08/31/2023 09:00:00	08/31/2023 10:00:00	INSPECTION		An inspection was completed for North Ridgeville Police Department by Uhnak, Michael	1.00
08/31/2023 10:00:00	08/31/2023 11:00:00	DAYBOOK		Pre Planning Commission Meeting	1.00
08/31/2023 11:00:00	08/31/2023 12:00:00	INSPECTION		An inspection was completed for Culver's Restaurant by Uhnak, Michael	1.00
08/31/2023 12:00:00	08/31/2023 13:00:00	DAYBOOK			1.00
08/31/2023 13:00:00	08/31/2023 15:00:00	INSPECTION		An inspection was completed for Lorain County Public Library-North Ridgeville Branch by Uhnak, Michael	2.00
08/31/2023 15:00:00	08/31/2023 16:00:00	INSPECTION		An inspection was completed for North Ridgeville Police Department by Uhnak, Michael	1.00
<b>Total Hours for: Uhnak, Michael</b>					<b>190.50</b>
<b>Total of all Personnel Hours</b>					<b>190.50</b>

Lists the Daily Log items, grouped by Personnel, corresponding to the selected Activity Code and Personnel.