

# NORTH RIDGEVILLE FIRE DEPARTMENT

June 2023

## MONTHLY REPORT



*Chief John C. Reese, EFO*

# North Ridgeville Fire Department

North Ridgeville, OH

This report was generated on 7/3/2023 10:35:03 AM



## Incident Statistics

Zone(s): All Zones | Start Date: 06/01/2023 | End Date: 06/30/2023

INCIDENT COUNT			
INCIDENT TYPE		# INCIDENTS	
EMS		346	
FIRE		50	
<b>TOTAL</b>		<b>396</b>	
TOTAL TRANSPORTS (N2 and N3)			
APPARATUS	# of APPARATUS TRANSPORTS	# of PATIENT TRANSPORTS	TOTAL # of PATIENT CONTACTS
<b>TOTAL</b>			
PRE-INCIDENT VALUE		LOSSES	
<b>\$3,000.00</b>		<b>\$3,000.00</b>	
CO CHECKS			
424 - Carbon monoxide incident		2	
736 - CO detector activation due to malfunction		1	
<b>TOTAL</b>		<b>3</b>	
MUTUAL AID			
Aid Type		Total	
Aid Given		6	
Aid Received		3	
OVERLAPPING CALLS			
# OVERLAPPING		% OVERLAPPING	
151		38.13	
LIGHTS AND SIREN - AVERAGE RESPONSE TIME (Dispatch to Arrival)			
Station	EMS	FIRE	
NRFD Station 1	0:06:18	0:07:50	
NRFD Station 2	0:06:25	0:08:09	
<b>AVERAGE FOR ALL CALLS</b>		<b>0:06:25</b>	
LIGHTS AND SIREN - AVERAGE TURNOUT TIME (Dispatch to Enroute)			
Station	EMS	FIRE	
NRFD Station 1	0:01:46	0:02:23	
NRFD Station 2	0:01:42	0:02:16	
<b>AVERAGE FOR ALL CALLS</b>		<b>0:01:47</b>	
AGENCY	AVERAGE TIME ON SCENE (MM:SS)		
North Ridgeville Fire Department	13:03		

Only Reviewed Incidents included. EMS for Incident counts includes only 300 to 399 Incident Types. All other incident types are counted as FIRE. CO Checks only includes Incident Types: 424, 736 and 734. # Apparatus Transports = # of incidents where apparatus transported. # Patient Transports = All patients transported by EMS. # Patient Contacts = # of PCR contacted by apparatus. This report now returns both NEMSIS 2 & 3 data as appropriate. For overlapping calls that span over multiple days, total per month will not equal Total count for year.



emergencyreporting.com  
Doc Id: 1645  
Page # 1 of 1



## FIRE/RESCUE SERVICE DATA

# North Ridgeville Fire Department

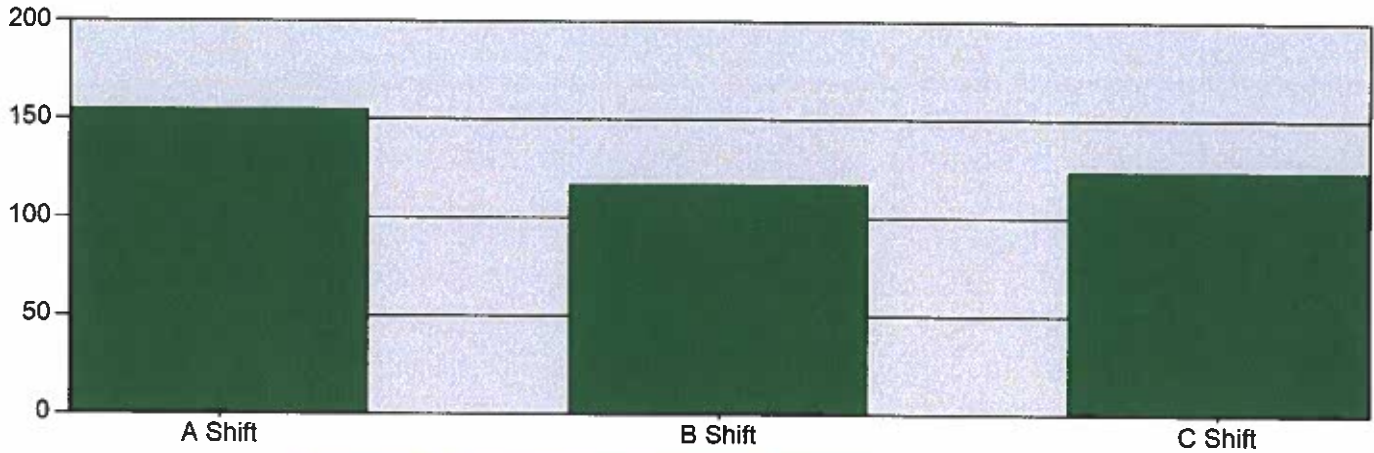
North Ridgeville, OH

This report was generated on 7/3/2023 10:35:54 AM



## Incidents by Shift for Date Range

Start Date: 06/01/2023 | End Date: 06/30/2023



SHIFT	# INCIDENTS
A Shift	155
B Shift	117
C Shift	124

**TOTAL: 396**

Incidents with multiple EXPOSURES, with distinct stations, may create a slight difference between the report total and total number of actual incidents for the DATE RANGE provided. The totals reflect the # INCIDENTS each STATION was assigned. Only REVIEWED incidents included.





# North Ridgeville Fire Department

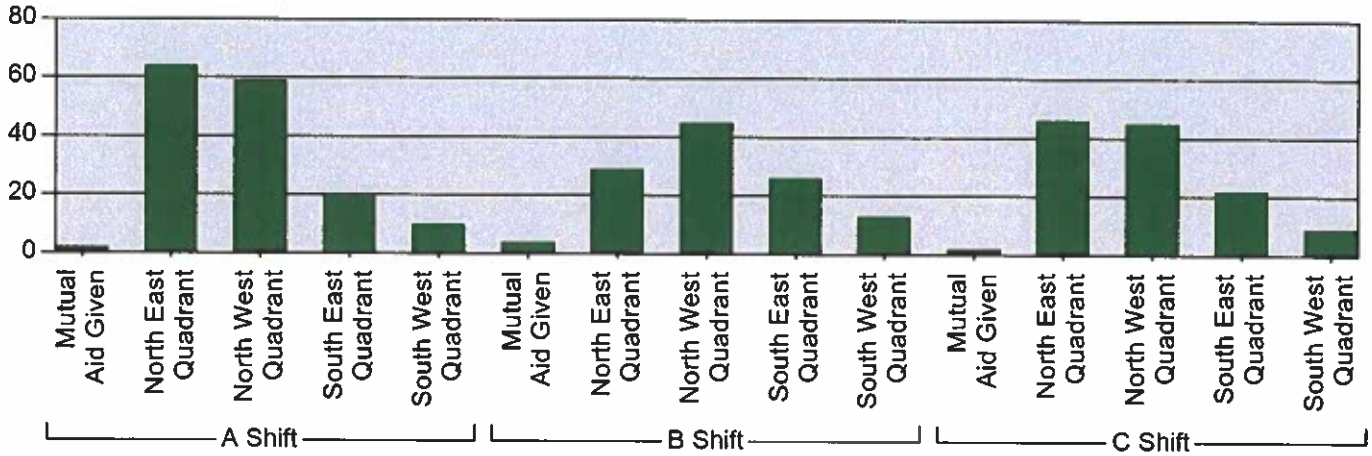
North Ridgeville, OH

This report was generated on 7/3/2023 10:37:31 AM



## Incidents per Zone per Shift for Date Range

Start Date: 06/01/2023 | End Date: 06/30/2023



SHIFT	ZONE	# INCIDENTS
A Shift	Mutual Aid Given	2
	North East Quadrant	64
	North West Quadrant	59
	South East Quadrant	20
	South West Quadrant	10
B Shift	Mutual Aid Given	4
	North East Quadrant	29
	North West Quadrant	45
	South East Quadrant	26
	South West Quadrant	13
C Shift	Mutual Aid Given	2
	North East Quadrant	46
	North West Quadrant	45
	South East Quadrant	22
	South West Quadrant	9

**TOTAL: 396**

The totals reflect the # INCIDENTS each STATION was assigned. Only REVIEWED incidents included.



# North Ridgeville Fire Department

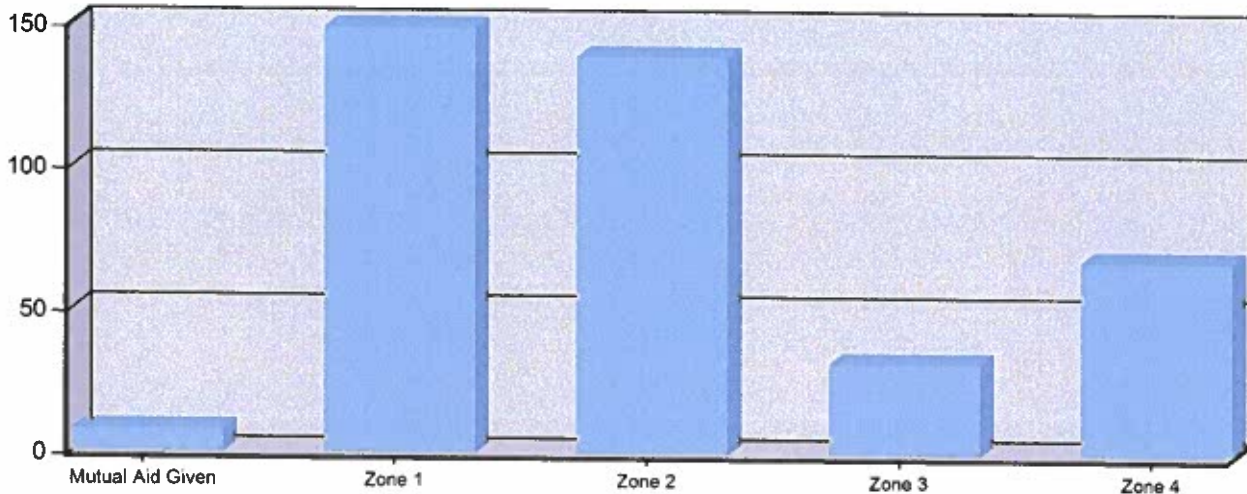
North Ridgeville, OH

This report was generated on 7/3/2023 10:37:51 AM



## Incident Count per Zone for Date Range

Start Date: 06/01/2023 | End Date: 06/30/2023



ZONE	# INCIDENTS
Mutual Aid Given - Mutual Aid Given	8
Zone 1 - North West Quadrant	149
Zone 2 - North East Quadrant	139
Zone 3 - South West Quadrant	32
Zone 4 - South East Quadrant	68

**TOTAL: 396**

Zone information is defined on the Basic Info 3 screen of an incident. Only REVIEWED incidents included. Archived Zones cannot be unarchived.



# North Ridgeville Fire Department

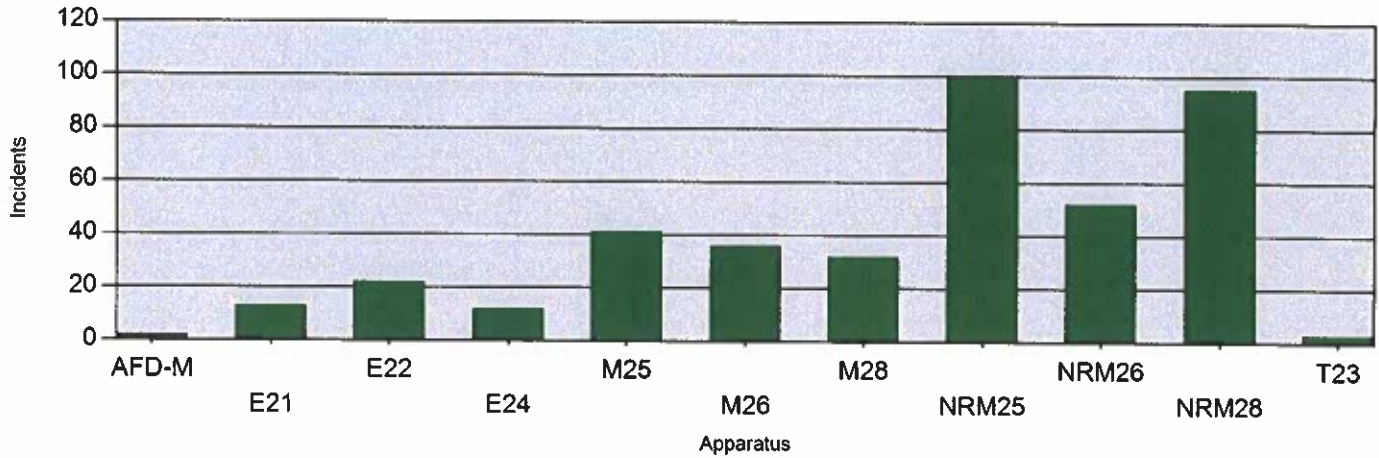
North Ridgeville, OH

This report was generated on 7/3/2023 10:38:09 AM



## Incident Count per Apparatus for Date Range

Start Date: 06/01/2023 | End Date: 06/30/2023



APPARATUS	# of INCIDENTS
AFD-M	2
E21	13
E22	22
E24	12
M25	41
M26	36
M28	32
NRM25	100
NRM26	52
NRM28	95
T23	3

Cancelled apparatus (per the THIS APPARATUS WAS CANCELLED checkbox on Basic Info 4) not included. Only REVIEWED incidents included.



# North Ridgeville Fire Department

North Ridgeville, OH

This report was generated on 7/3/2023 10:38:27 AM



## Incidents Per Personnel and Apparatus for Date Range

Start Date: 06/01/2023 | End Date: 06/30/2023

Personnel	AFD-M-AFD Medic	E21-Engine 21	E22-Engine 22	E24-Engine 24	M25-Medic 25	M26-Medic 26	M28-	NRM25-Medic 25	NRM26-Medic 26	NRM28-	T23-Truck 23	Totals
Acord, Steven			1	3	3		4	7		15		33
Bement, Joshua			2	4	3	2	8	8	2	11		40
Buescher, David		3	1			3	1	10	14			32
Carbone, Mark		2				4			10			16
Castle, Andy		4	5		6	12	1	15	14	4		61
Chase, Gary		2	5	1	6	13	2	12	13	12		66
Chrosniak, Jason			1	2	4		8	3		20		38
Cominsky, Mark		5			4	12		1	16			38
Cook, Stephen B				5			18			38		61
Eberling, Colt		5	1		2	8		2	19	3	2	42
Erlenbach, Christopher			1		5		7	16		11	1	41
Federan, Christopher			2		12	5	5	2	1		1	28
Foster, William		7	3	1	4	2	6	9	10	16		58
Gerbasi, Gabriel		6	5		3	5	1	17	7	1		45
Gradisek, Grant		1	2		7	1		3	3	4		21
Hein, Michael		3	5		5	2	4	20	1	7		47
Kenney, Richard			4	2	5			12		16		39
Knowlton, Richard			4	1	5			19				29
Logan , Brian			3	1	7		2	17		5	1	36
Mason, Jeremy		2	2		3	1	2	7	1	4	1	23
Mutual Aid, Squad Crew	1											1
Pocos, Kevin		2		1	2	16		5	14	3		43
Roberts, Benjamin			4	1	10		2	14		3		34
Rogers, Daniel				2			3	1		13		19
Shear, Alexander				3	3		6			28	1	41
Silvi, Justin		2	3		8	14		11				38
Souris, Constantine		2		1	1	3			13	4		24
Stearns, Korey			3		3		1	22	1	10		40
Strahinic, Kirt			5	2	3	2	2	18	3	13		48

Incidents Per Personnel and Apparatus for Date Range on reviewed cases



emergencyreporting.com

Doc Id: 1399

Page # 1 of 2



Student, Student						5			3		8
Tanzilli, Noah		2	2	3		3	15		21		46
Tolvay, Kerri		2	2	8		5	13	1	8	3	42
Torres, Kim			2	1		12	1		25		41
Warner, Chad		7	1	12			28	3	4		55
Williams, Michael		5	2		4	10	2	13	12	3	53

Incidents Per Personnel and Apparatus for Date Range on reviewed cases



# North Ridgeville Fire Department

North Ridgeville, OH

This report was generated on 7/3/2023 10:38:58 AM



## Incident Type Count per Station for Date Range

Start Date: 06/01/2023 | End Date: 06/30/2023

INCIDENT TYPE	# INCIDENTS
<b>Station: 1 - NRRFD STATION 1</b>	
111 - Building fire	1
131 - Passenger vehicle fire	1
154 - Dumpster or other outside trash receptacle fire	1
161 - Outside storage fire	1
321 - EMS call, excluding vehicle accident with injury	252
322 - Motor vehicle accident with injuries	7
323 - Motor vehicle/pedestrian accident (MV Ped)	2
412 - Gas leak (natural gas or LPG)	1
423 - Refrigeration leak	1
424 - Carbon monoxide incident	2
440 - Electrical wiring/equipment problem, other	2
500 - Service Call, other	1
511 - Lock-out	2
550 - Public service assistance, other	1
561 - Unauthorized burning	4
611 - Dispatched & cancelled en route	5
622 - No incident found on arrival at dispatch address	3
631 - Authorized controlled burning	1
733 - Smoke detector activation due to malfunction	1
736 - CO detector activation due to malfunction	1
740 - Unintentional transmission of alarm, other	1
741 - Sprinkler activation, no fire - unintentional	1
743 - Smoke detector activation, no fire - unintentional	1
744 - Detector activation, no fire - unintentional	1
745 - Alarm system activation, no fire - unintentional	3
<b># Incidents for 1 - NRRFD Station 1:</b>	<b>297</b>

<b>Station: 1 - SHEFFIELD VILLAGE FIRE DEPARTMENT</b>	
900 - Special type of incident, other	1
<b># Incidents for 1 - Sheffield Village Fire Department:</b>	<b>1</b>

<b>Station: 2 - NRRFD STATION 2</b>	
321 - EMS call, excluding vehicle accident with injury	83
322 - Motor vehicle accident with injuries	2
413 - Oil or other combustible liquid spill	1
550 - Public service assistance, other	1

Only REVIEWED incidents included.



INCIDENT TYPE	# INCIDENTS
561 - Unauthorized burning	2
600 - Good intent call, other	1
611 - Dispatched & cancelled en route	3
700 - False alarm or false call, other	1
733 - Smoke detector activation due to malfunction	2
743 - Smoke detector activation, no fire - unintentional	1
745 - Alarm system activation, no fire - unintentional	1
<b># Incidents for 2 - NRRFD Station 2:</b>	<b>98</b>

Only REVIEWED incidents included.



# North Ridgeville Fire Department

North Ridgeville, OH

This report was generated on 7/3/2023 10:39:17 AM



## Average Response Time for Agency for Date Range

Start Date: 06/01/2023 | End Date: 06/30/2023

AGENCY	AVERAGE RESPONSE TIME MM:SS (Dispatch to Arrived)
North Ridgeville Fire Department	6:32

Only REVIEWED incidents included





# North Ridgeville Fire Department

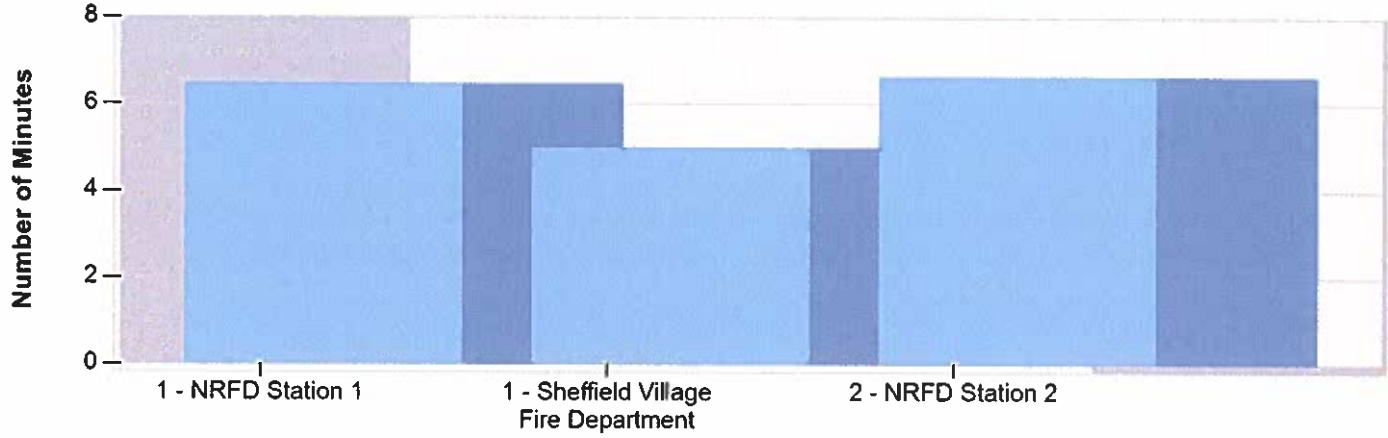
North Ridgeville, OH

This report was generated on 7/3/2023 10:39:39 AM



## Average Response Time per Station for Date Range

Start Date: 06/01/2023 | End Date: 06/30/2023



STATION	AVERAGE RESPONSE MM:SS (Dispatch to Arrived)
1 - NRFD Station 1	6:27
1 - Sheffield Village Fire Department	5:00
2 - NRFD Station 2	6:38

AVERAGE RESPONSE TIME calculated from the average time difference between DISPATCH and ARRIVED times on Basic Info 4. Only REVIEWED incidents included.



# North Ridgeville Fire Department

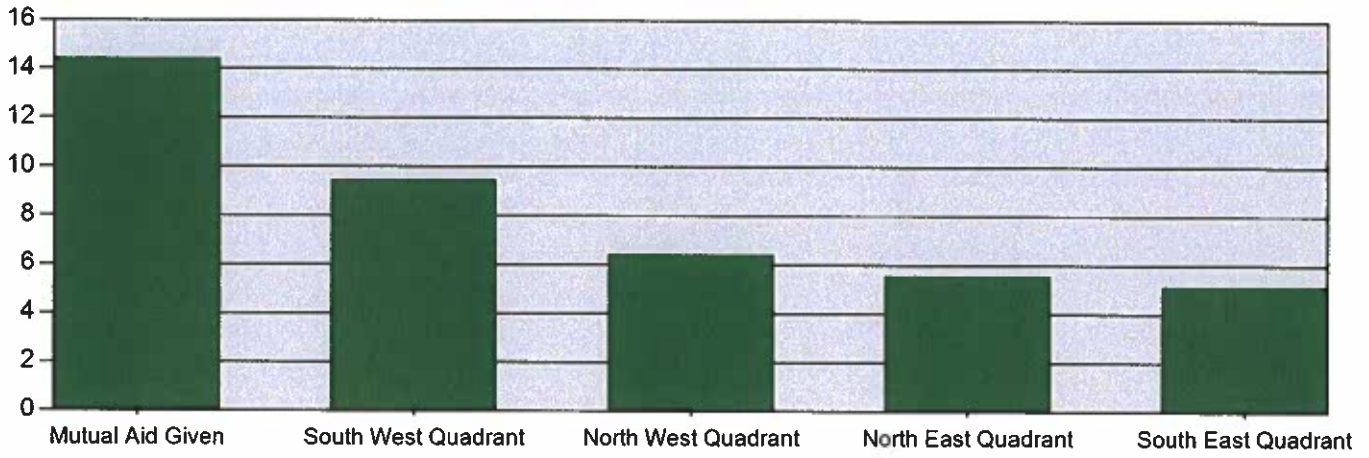
North Ridgeville, OH

This report was generated on 7/3/2023 10:40:15 AM



## Average Response Time per Zone for Date Range

Start Date: 06/01/2023 | End Date: 06/30/2023



Zone	AVERAGE RESPONSE TIME in minutes (Dispatch to Arrived)
Mutual Aid Given - Mutual Aid Given	14:44
Zone 3 - South West Quadrant	9:47
Zone 1 - North West Quadrant	6:43
Zone 2 - North East Quadrant	5:57
Zone 4 - South East Quadrant	5:16

Only REVIEWED incidents included



emergencyreporting.com

Doc Id: 62

Page # 1 of 1

# North Ridgeville Fire Department

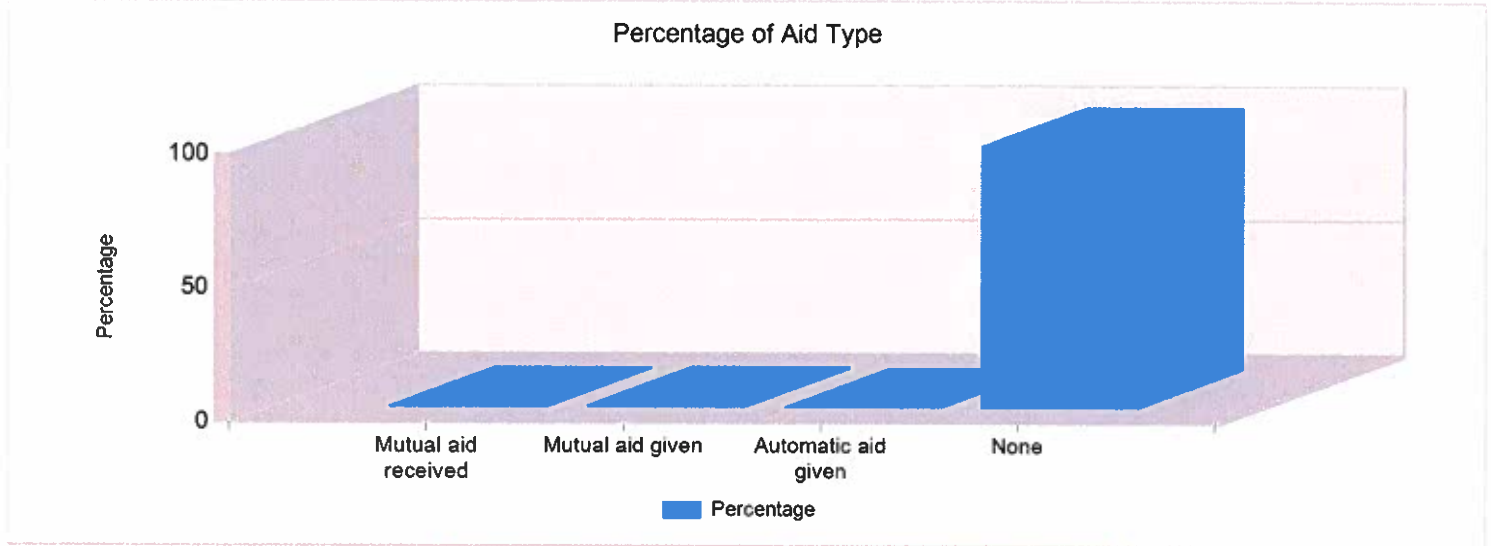
North Ridgeville, OH

This report was generated on 7/3/2023 10:40:39 AM



## Count of Aid Given and Received for Incidents for Date Range

Start Date: 06/01/2023 | End Date: 06/30/2023



AID TYPE	TOTAL	% of TOTAL
Mutual aid received	3	0.8%
Mutual aid given	4	1.0%
Automatic aid given	2	0.5%
None	387	97.7%

Only REVIEWED incidents included



# North Ridgeville Fire Department

North Ridgeville, OH

This report was generated on 7/3/2023 10:41:10 AM



## Count of Overlapping Incidents for Station for Date Range

Station: All Stations | Start Date: 06/01/2023 | End Date: 06/30/2023

# OVERLAPPING	% OVERLAPPING	TOTAL
151	38.13	396

OVERLAPPING INCIDENT DETAILS				
ALARM	CLEAR/CANCEL	INCIDENT #	INCIDENT TYPE	ZONE
<b>6/1/2023</b>				
6/1/2023 6:36:19 PM	6/1/2023 7:15:59 PM	2023-2059	550	North West Quadrant
6/1/2023 6:36:26 PM	6/1/2023 6:56:36 PM	2023-2060	321	South East Quadrant
<b>6/2/2023</b>				
6/2/2023 10:23:30 AM	6/2/2023 10:39:26 AM	2023-2067	321	North West Quadrant
6/2/2023 10:30:46 AM	6/2/2023 10:50:20 AM	2023-2068	321	South East Quadrant
6/2/2023 2:45:06 PM	6/2/2023 3:05:08 PM	2023-2069	322	South East Quadrant
6/2/2023 2:54:39 PM	6/2/2023 3:07:47 PM	2023-2070	321	South East Quadrant
<b>6/3/2023</b>				
6/3/2023 5:02:24 AM	6/3/2023 5:22:21 AM	2023-2077	321	North East Quadrant
6/3/2023 5:10:29 AM	6/3/2023 5:36:33 AM	2023-2078	321	North West Quadrant
6/3/2023 2:16:29 PM	6/3/2023 3:15:07 PM	2023-2083	321	North West Quadrant
6/3/2023 2:41:59 PM	6/3/2023 2:57:19 PM	2023-2084	321	North East Quadrant
<b>6/4/2023</b>				
6/4/2023 5:50:11 PM	6/4/2023 6:02:27 PM	2023-2089	321	North West Quadrant
6/4/2023 5:51:27 PM	6/4/2023 6:06:00 PM	2023-2090	321	North East Quadrant
<b>6/6/2023</b>				
6/6/2023 1:44:11 PM	6/6/2023 2:03:48 PM	2023-2111	321	North West Quadrant
6/6/2023 2:00:22 PM	6/6/2023 2:11:30 PM	2023-2112	321	North East Quadrant
<b>6/7/2023</b>				
6/7/2023 8:04:46 AM	6/7/2023 8:21:33 AM	2023-2119	321	South East Quadrant
6/7/2023 8:13:40 AM	6/7/2023 8:26:23 AM	2023-2120	321	North East Quadrant
6/7/2023 2:42:08 PM	6/7/2023 2:58:55 PM	2023-2125	321	North East Quadrant
6/7/2023 2:53:57 PM	6/7/2023 3:15:25 PM	2023-2126	321	North East Quadrant
6/7/2023 4:43:01 PM	6/7/2023 5:19:18 PM	2023-2127	321	South West Quadrant
6/7/2023 4:55:34 PM	6/7/2023 5:13:23 PM	2023-2128	321	North West Quadrant
<b>6/9/2023</b>				
6/9/2023 11:16:38 AM	6/9/2023 11:44:28 AM	2023-2148	321	North West Quadrant
6/9/2023 11:31:02 AM	6/9/2023 11:43:09 AM	2023-2149	321	South East Quadrant
6/9/2023 5:05:51 PM	6/9/2023 5:26:53 PM	2023-2154	321	North West Quadrant
6/9/2023 5:18:02 PM	6/9/2023 5:44:57 PM	2023-2155	321	North East Quadrant
6/9/2023 5:41:09 PM	6/9/2023 5:44:52 PM	2023-2156	611	North West Quadrant

Percentage of incidents overlapping from total incidents in date range for specified station. Compared incident time range as either Alarm to Cancel or Alarm to Clear for incidents that have either Cancel or Clear time recorded. Reviewed calls only. Group by date. Displays date, incident number, incident type (numeric only), zone, and station.





**OVERLAPPING INCIDENT DETAILS**

ALARM	CLEAR/CANCEL	INCIDENT #	INCIDENT TYPE	ZONE
<b>6/10/2023</b>				
6/10/2023 4:29:35 PM	6/10/2023 5:05:56 PM	2023-2166	321	South West Quadrant
6/10/2023 4:42:05 PM	6/10/2023 5:00:59 PM	2023-2167	321	North East Quadrant
6/10/2023 5:06:31 PM	6/10/2023 5:29:27 PM	2023-2168	321	North West Quadrant
6/10/2023 5:08:29 PM	6/10/2023 5:54:38 PM	2023-2169	321	North East Quadrant
6/10/2023 5:40:53 PM	6/10/2023 5:51:03 PM	2023-2170	321	North West Quadrant
6/10/2023 5:59:46 PM	6/10/2023 6:19:46 PM	2023-2171	321	North West Quadrant
6/10/2023 6:18:07 PM	6/10/2023 6:34:58 PM	2023-2172	321	North West Quadrant
6/10/2023 7:21:06 PM	6/10/2023 7:39:39 PM	2023-2173	561	North East Quadrant
6/10/2023 7:36:46 PM	6/10/2023 7:55:18 PM	2023-2174	600	South West Quadrant
<b>6/11/2023</b>				
6/11/2023 2:55:43 AM	6/11/2023 3:14:17 AM	2023-2179	321	North East Quadrant
6/11/2023 3:11:19 AM	6/11/2023 3:28:05 AM	2023-2180	321	North East Quadrant
6/11/2023 3:14:06 AM	6/11/2023 3:42:32 AM	2023-2181	321	North West Quadrant
6/11/2023 10:56:44 AM	6/11/2023 11:28:21 AM	2023-2185	321	North West Quadrant
6/11/2023 11:14:34 AM	6/11/2023 11:37:36 AM	2023-2186	321	North East Quadrant
<b>6/12/2023</b>				
6/12/2023 10:27:42 AM	6/12/2023 10:49:17 AM	2023-2193	321	North West Quadrant
6/12/2023 10:33:50 AM	6/12/2023 10:57:52 AM	2023-2194	321	North East Quadrant
6/12/2023 10:48:26 AM	6/12/2023 11:08:29 AM	2023-2195	321	North East Quadrant
6/12/2023 8:14:02 PM	6/12/2023 8:41:38 PM	2023-2200	321	North East Quadrant
6/12/2023 8:29:42 PM	6/12/2023 8:52:21 PM	2023-2201	321	North East Quadrant
<b>6/13/2023</b>				
6/13/2023 3:52:46 PM	6/13/2023 4:17:44 PM	2023-2211	321	North East Quadrant
6/13/2023 3:53:44 PM	6/13/2023 4:11:47 PM	2023-2212	321	North West Quadrant
<b>6/14/2023</b>				
6/14/2023 12:13:43 PM	6/14/2023 12:46:36 PM	2023-2224	321	South East Quadrant
6/14/2023 12:24:43 PM	6/14/2023 12:44:48 PM	2023-2225	321	North West Quadrant
<b>6/15/2023</b>				
6/15/2023 11:30:50 AM	6/15/2023 11:54:54 AM	2023-2234	321	North East Quadrant
6/15/2023 11:32:52 AM	6/15/2023 11:55:36 AM	2023-2235	321	South West Quadrant
6/15/2023 11:00:21 PM	6/15/2023 11:22:58 PM	2023-2242	321	North West Quadrant
6/15/2023 11:06:37 PM	6/15/2023 11:34:57 PM	2023-2243	321	North West Quadrant
<b>6/16/2023</b>				
6/16/2023 12:55:20 AM	6/16/2023 1:12:00 AM	2023-2244	321	South East Quadrant
6/16/2023 12:59:49 AM	6/16/2023 1:27:44 AM	2023-2245	321	South West Quadrant
<b>6/17/2023</b>				
6/17/2023 12:04:05 AM	6/17/2023 12:33:45 AM	2023-2254	321	North East Quadrant
6/17/2023 12:32:12 AM	6/17/2023 12:54:51 AM	2023-2255	321	North West Quadrant
6/17/2023 12:53:01 AM	6/17/2023 1:11:24 AM	2023-2256	321	North East Quadrant
6/17/2023 9:00:20 AM	6/17/2023 9:27:24 AM	2023-2258	321	South East Quadrant
6/17/2023 9:25:11 AM	6/17/2023 9:43:20 AM	2023-2259	321	North West Quadrant

Percentage of incidents overlapping from total incidents in date range for specified station. Compared incident time range as either Alarm to Cancel or Alarm to Clear for incidents that have either Cancel or Clear time recorded. Reviewed calls only. Group by date. Displays date, incident number, incident type (numeric only), zone, and station.



### OVERLAPPING INCIDENT DETAILS

ALARM	CLEAR/CANCEL	INCIDENT #	INCIDENT TYPE	ZONE
6/17/2023 6:03:03 PM	6/17/2023 6:21:07 PM	2023-2261	733	South West Quadrant
6/17/2023 6:16:40 PM	6/17/2023 6:36:07 PM	2023-2262	321	North East Quadrant
<b>6/18/2023</b>				
6/18/2023 6:37:36 PM	6/18/2023 6:58:52 PM	2023-2270	321	South East Quadrant
6/18/2023 6:42:18 PM	6/18/2023 7:01:40 PM	2023-2271	321	North East Quadrant
6/18/2023 11:52:33 PM	6/19/2023 12:28:15 AM	2023-2273	321	North East Quadrant
<b>6/19/2023</b>				
6/19/2023 12:12:28 AM	6/19/2023 12:33:35 AM	2023-2274	321	North West Quadrant
6/19/2023 10:21:55 AM	6/19/2023 10:27:25 AM	2023-2276	321	North East Quadrant
6/19/2023 10:26:13 AM	6/19/2023 10:40:27 AM	2023-2277	743	North West Quadrant
6/19/2023 5:58:02 PM	6/19/2023 6:24:04 PM	2023-2285	321	North West Quadrant
6/19/2023 6:04:56 PM	6/19/2023 6:14:20 PM	2023-2286	611	Mutual Aid Given
6/19/2023 6:16:56 PM	6/19/2023 6:31:53 PM	2023-2287	321	North West Quadrant
6/19/2023 6:31:50 PM	6/19/2023 6:51:36 PM	2023-2288	321	North East Quadrant
<b>6/20/2023</b>				
6/20/2023 7:27:57 AM	6/20/2023 7:49:36 AM	2023-2294	321	South East Quadrant
6/20/2023 7:31:58 AM	6/20/2023 7:51:45 AM	2023-2295	321	North West Quadrant
6/20/2023 8:37:43 AM	6/20/2023 8:56:34 AM	2023-2297	321	North West Quadrant
6/20/2023 8:38:44 AM	6/20/2023 8:54:30 AM	2023-2298	322	Mutual Aid Given
6/20/2023 10:36:02 AM	6/20/2023 11:04:46 AM	2023-2300	321	South East Quadrant
6/20/2023 11:00:03 AM	6/20/2023 11:25:22 AM	2023-2301	424	North West Quadrant
6/20/2023 1:03:19 PM	6/20/2023 1:25:30 PM	2023-2303	321	South West Quadrant
6/20/2023 1:13:09 PM	6/20/2023 1:19:19 PM	2023-2304	321	North East Quadrant
6/20/2023 1:14:20 PM	6/20/2023 1:36:11 PM	2023-2305	321	South West Quadrant
6/20/2023 2:53:17 PM	6/20/2023 3:49:14 PM	2023-2306	423	North East Quadrant
6/20/2023 3:14:46 PM	6/20/2023 3:33:15 PM	2023-2307	321	North West Quadrant
6/20/2023 3:44:02 PM	6/20/2023 4:06:47 PM	2023-2308	561	South East Quadrant
<b>6/21/2023</b>				
6/21/2023 12:24:51 PM	6/21/2023 12:47:41 PM	2023-2314	321	North East Quadrant
6/21/2023 12:47:20 PM	6/21/2023 1:04:47 PM	2023-2315	321	North West Quadrant
6/21/2023 7:36:05 PM	6/21/2023 7:57:53 PM	2023-2320	321	North West Quadrant
6/21/2023 7:55:31 PM	6/21/2023 8:08:00 PM	2023-2321	900	North East Quadrant
<b>6/22/2023</b>				
6/22/2023 11:25:17 AM	6/22/2023 11:45:00 AM	2023-2325	321	North West Quadrant
6/22/2023 11:28:58 AM	6/22/2023 11:56:10 AM	2023-2326	321	North East Quadrant
6/22/2023 2:03:49 PM	6/22/2023 2:16:02 PM	2023-2328	321	North East Quadrant
6/22/2023 2:09:56 PM	6/22/2023 2:39:37 PM	2023-2329	321	North West Quadrant
6/22/2023 3:29:30 PM	6/22/2023 3:53:54 PM	2023-2331	321	North West Quadrant
6/22/2023 3:38:06 PM	6/22/2023 3:49:14 PM	2023-2332	745	South West Quadrant
6/22/2023 3:51:22 PM	6/22/2023 4:15:12 PM	2023-2333	321	North West Quadrant
6/22/2023 3:53:18 PM	6/22/2023 4:04:33 PM	2023-2334	321	North West Quadrant
6/22/2023 7:42:04 PM	6/22/2023 8:06:22 PM	2023-2335	321	North West Quadrant
6/22/2023 7:45:43 PM	6/22/2023 8:09:23 PM	2023-2336	321	North East Quadrant

Percentage of incidents overlapping from total incidents in date range for specified station. Compared incident time range as either Alarm to Cancel or Alarm to Clear for incidents that have either Cancel or Clear time recorded. Reviewed calls only. Group by date. Displays date, incident number, incident type (numeric only), zone, and station.





**OVERLAPPING INCIDENT DETAILS**

ALARM	CLEAR/CANCEL	INCIDENT #	INCIDENT TYPE	ZONE
<b>6/23/2023</b>				
6/23/2023 2:35:41 PM	6/23/2023 2:50:18 PM	2023-2344	321	South East Quadrant
6/23/2023 2:36:18 PM	6/23/2023 3:06:34 PM	2023-2345	323	North West Quadrant
6/23/2023 5:42:11 PM	6/23/2023 5:57:45 PM	2023-2348	321	North East Quadrant
6/23/2023 5:49:36 PM	6/23/2023 6:07:03 PM	2023-2349	321	North West Quadrant
<b>6/24/2023</b>				
6/24/2023 12:25:06 PM	6/24/2023 12:39:44 PM	2023-2352	321	North East Quadrant
6/24/2023 12:38:30 PM	6/24/2023 1:09:29 PM	2023-2353	622	North East Quadrant
6/24/2023 12:47:33 PM	6/24/2023 1:10:58 PM	2023-2354	321	North East Quadrant
6/24/2023 12:56:55 PM	6/24/2023 1:22:06 PM	2023-2355	321	North West Quadrant
6/24/2023 4:15:40 PM	6/24/2023 4:41:08 PM	2023-2358	321	North West Quadrant
6/24/2023 4:24:32 PM	6/24/2023 4:37:25 PM	2023-2359	321	South East Quadrant
6/24/2023 4:41:53 PM	6/24/2023 4:58:34 PM	2023-2360	321	North East Quadrant
6/24/2023 4:56:23 PM	6/24/2023 5:15:00 PM	2023-2361	321	South East Quadrant
6/24/2023 9:32:00 PM	6/24/2023 9:50:03 PM	2023-2365	321	North West Quadrant
6/24/2023 9:38:15 PM	6/24/2023 9:56:40 PM	2023-2366	321	North West Quadrant
<b>6/25/2023</b>				
6/25/2023 12:29:21 AM	6/25/2023 12:55:29 AM	2023-2368	321	North West Quadrant
6/25/2023 12:34:51 AM	6/25/2023 12:55:34 AM	2023-2369	700	South West Quadrant
6/25/2023 12:16:33 PM	6/25/2023 12:26:50 PM	2023-2373	321	South East Quadrant
6/25/2023 12:19:14 PM	6/25/2023 12:27:49 PM	2023-2374	321	North East Quadrant
6/25/2023 5:24:38 PM	6/25/2023 5:52:29 PM	2023-2378	321	North West Quadrant
6/25/2023 5:26:37 PM	6/25/2023 5:48:01 PM	2023-2379	321	North East Quadrant
6/25/2023 6:41:30 PM	6/25/2023 6:56:19 PM	2023-2380	321	South East Quadrant
6/25/2023 6:47:56 PM	6/25/2023 7:02:15 PM	2023-2381	622	North East Quadrant
6/25/2023 7:20:03 PM	6/25/2023 7:40:06 PM	2023-2382	321	North East Quadrant
6/25/2023 7:36:54 PM	6/25/2023 8:00:50 PM	2023-2383	321	North East Quadrant
6/25/2023 7:40:42 PM	6/25/2023 7:53:54 PM	2023-2384	321	South East Quadrant
<b>6/26/2023</b>				
6/26/2023 1:47:05 AM	6/26/2023 2:33:31 AM	2023-2387	424	North East Quadrant
6/26/2023 1:53:45 AM	6/26/2023 2:13:16 AM	2023-2388	321	North East Quadrant
6/26/2023 8:40:39 AM	6/26/2023 9:09:18 AM	2023-2389	321	South West Quadrant
6/26/2023 9:09:03 AM	6/26/2023 9:26:41 AM	2023-2390	321	South West Quadrant
6/26/2023 11:23:44 AM	6/26/2023 11:37:04 AM	2023-2391	321	South East Quadrant
6/26/2023 11:25:44 AM	6/26/2023 11:48:07 AM	2023-2392	321	North West Quadrant
6/26/2023 3:31:13 PM	6/26/2023 3:43:30 PM	2023-2394	321	North West Quadrant
6/26/2023 3:39:07 PM	6/26/2023 4:02:03 PM	2023-2395	321	South West Quadrant
6/26/2023 4:00:59 PM	6/26/2023 4:45:09 PM	2023-2396	131	South East Quadrant
<b>6/27/2023</b>				
6/27/2023 9:48:13 PM	6/27/2023 9:59:01 PM	2023-2406	321	North East Quadrant
6/27/2023 9:57:38 PM	6/27/2023 10:12:58 PM	2023-2407	321	South East Quadrant
<b>6/28/2023</b>				
6/28/2023 4:16:36 AM	6/28/2023 4:38:34 AM	2023-2410	321	North East Quadrant

Percentage of incidents overlapping from total incidents in date range for specified station. Compared incident time range as either Alarm to Cancel or Alarm to Clear for incidents that have either Cancel or Clear time recorded. Reviewed calls only. Group by date. Displays date, incident number, incident type (numeric only), zone, and station.



### OVERLAPPING INCIDENT DETAILS

ALARM	CLEAR/CANCEL	INCIDENT #	INCIDENT TYPE	ZONE
6/28/2023 4:29:31 AM	6/28/2023 4:50:05 AM	2023-2411	321	North East Quadrant
6/28/2023 8:02:53 AM	6/28/2023 8:36:58 AM	2023-2413	500	North West Quadrant
6/28/2023 8:29:45 AM	6/28/2023 8:43:53 AM	2023-2414	321	North West Quadrant
6/28/2023 7:54:32 PM	6/28/2023 8:08:31 PM	2023-2419	321	South East Quadrant
6/28/2023 8:03:03 PM	6/28/2023 8:24:23 PM	2023-2420	511	North East Quadrant
6/28/2023 8:20:46 PM	6/28/2023 8:39:54 PM	2023-2421	321	North East Quadrant
<b>6/29/2023</b>				
6/29/2023 5:50:46 PM	6/29/2023 6:18:50 PM	2023-2428	321	South West Quadrant
6/29/2023 6:16:08 PM	6/29/2023 6:39:56 PM	2023-2429	321	South West Quadrant
6/29/2023 6:21:31 PM	6/29/2023 6:44:09 PM	2023-2430	321	North West Quadrant
6/29/2023 6:59:22 PM	6/29/2023 7:14:33 PM	2023-2431	321	North West Quadrant
6/29/2023 7:12:27 PM	6/29/2023 7:26:02 PM	2023-2432	321	North West Quadrant
6/29/2023 9:29:29 PM	6/29/2023 9:47:02 PM	2023-2433	321	North West Quadrant
6/29/2023 9:30:41 PM	6/29/2023 10:03:05 PM	2023-2434	321	South East Quadrant
<b>6/30/2023</b>				
6/30/2023 1:41:28 PM	6/30/2023 2:11:28 PM	2023-2441	321	North East Quadrant
6/30/2023 1:44:58 PM	6/30/2023 2:08:12 PM	2023-2442	321	North West Quadrant
6/30/2023 9:45:09 PM	6/30/2023 10:03:01 PM	2023-2450	321	North East Quadrant
6/30/2023 9:57:47 PM	6/30/2023 10:56:47 PM	2023-2451	745	North East Quadrant

Percentage of incidents overlapping from total incidents in date range for specified station. Compared incident time range as either Alarm to Cancel or Alarm to Clear for incidents that have either Cancel or Clear time recorded. Reviewed calls only. Group by date. Displays date, incident number, incident type (numeric only), zone, and station.





# North Ridgeville Fire Department

North Ridgeville, OH

This report was generated on 7/3/2023 10:41:29 AM



## Property Values versus Loss and Save per Incident for Date Range

Start Date: 06/01/2023 | End Date: 06/30/2023

INCIDENT #	PRE-INCIDENT VALUE	LOSSES	SAVED
2023-2396	\$3,000.00	\$3,000.00	\$0.00
<b>Totals:</b>	<b>\$3,000.00</b>	<b>\$3,000.00</b>	<b>\$0.00</b>

Both the PRE-INCIDENT VALUE and LOSSES columns are the summation of the respective Property and Contents fields as recorded on the Basic Info 5 screen of an incident. Only REVIEWED incidents included. EMS incidents excluded.



emergencyreporting.com

Doc Id: 968

Page # 1 of 1



## EMERGENCY MEDICAL SERVICES DATA

# Agency Activity Summary

UH - North Ridgeville Fire Dept

Agency: UH - North Ridgeville Fire Dept | Service Date: From 06/01/2023 Through 06/30/2023

Total Number of ePCRs: 341

Total Number of Incidents: 341

## By Branch

01 Station 1 = 256

02 Station 2 = 85

## Billing Disposition

	#	%		#	%
Treated/Transported	253	74.2%	Dead Prior To Arrival	3	0.9%
Treated / Transferred Care	N/A	N/A	Dead After Arrival	N/A	N/A
Treated/No Transport (AMA)	19	5.6%	Treat/Transported by Private Veh.	N/A	N/A
Treated / No Transport (Per Protocol)	21	6.2%	Assist	11	3.2%
Transported / Refused Care	1	0.3%	Other	6	1.8%
No Transport / Refused Care	24	7.0%	No Patient Found	3	0.9%
Cancelled	N/A	N/A			
Left Blank	N/A	N/A			

## Unit Disposition

Description	#	%
No Patient Found	3	0.9%
Non-Patient Incident (Not Otherwise Listed)	11	3.2%
Patient Contact Made	327	95.9%
Left Blank	0	0.0%
Total	341	100.0%

## Patient Evaluation/Care Disposition

Description	#	%
Not Applicable	14	4.1%
Patient Evaluated and Care Provided	293	85.9%
Patient Evaluated, No Care Required	9	2.6%
Patient Refused Evaluation/Care	25	7.3%
Left Blank	0	0.0%
Total	341	100.0%

## Crew Disposition

Description	#	%
Back in Service, Care/Support Services Refused	25	7.3%
Back in Service, No Care/Support Services Required	23	6.7%
Initiated and Continued Primary Care	293	85.9%
Left Blank	0	0.0%
Total	341	100.0%

## Transport Disposition

Description	#	%
No Transport	54	15.8%
Not Applicable	14	4.1%
Patient Refused Transport	19	5.6%
Transport by This EMS Unit (This Crew Only)	254	74.5%
Left Blank	0	0.0%
Total	341	100.0%

## Run Type

	#	%		#	%
Emergency Runs	341	100.0%	Non-Emergency Runs		
Stand By	N/A	N/A	Stand By	N/A	N/A
Mutual Aid	1	0.3%	Mutual Aid	N/A	N/A
Interfacility	N/A	N/A	Interfacility	N/A	N/A
Intercept	N/A	N/A	Intercept	N/A	N/A

<b>Emergency Runs (Scheduled)</b>	N/A	N/A	<b>Non-Emergency Runs (Scheduled)</b>	N/A	N/A
Stand By	N/A	N/A	Stand By	N/A	N/A
Mutual Aid	N/A	N/A	Mutual Aid	N/A	N/A
Interfacility	N/A	N/A	Interfacility	N/A	N/A
Intercept	N/A	N/A	Intercept	N/A	N/A

Emergency Type Left Blank: 0

**Runs by Unit**

Unit	Total Runs	Treat/Transp	Treat/Transfer	Treat/No Transp(AMA)	Treat/No Transp(PP)	Transp/Ref. Care	Cancelled	Dead Prior Arr	Dead After Arr	T/T Priv Veh	No Trans/Ref. Care	Assist	Other	No Pat. Found
NRM25	133	100	0	6	7	1	0	1	0	0	9	7	1	1
NRM26	85	58	0	5	7	0	0	1	0	0	6	3	3	2
NRM28	123	95	0	8	7	0	0	1	0	0	9	1	2	0
<b>Total</b>	<b>341</b>	<b>253</b>	<b>0</b>	<b>19</b>	<b>21</b>	<b>1</b>	<b>0</b>	<b>3</b>	<b>0</b>	<b>0</b>	<b>24</b>	<b>11</b>	<b>6</b>	<b>3</b>

**Runs by Service Level**

Dispatched Service Level	#	%	Recommended Service Level	#	%
BLS	341	100.0%	BLS	127	37.2%
ALS	N/A	N/A	ALS1	212	62.2%
SCT	N/A	N/A	ALS2	2	0.6%
			SCT	N/A	N/A
			Rotary Wing	N/A	N/A
			Fixed Wing	N/A	N/A

**Runs by Insurance Type with Service Level** (Multiple insurance types may have been marked on a run)

Type	BLS	%	ALS1	%	ALS2	%	SCT	%Rotary Wing	%Fixed Wing	%	Total	%
None	127	37.2%	212	62.2%	2	0.6%	N/A	N/A	N/A	N/A	341	100.0%

**Runs by Primary PI**

Description	#	%
ABNORMAL LABS	6	1.8%
ALCOHOL ABUSE WITH INTOXICATION	2	0.6%
Abdominal Pain	11	3.2%
Allergic Reaction	1	0.3%
Alt. Level Conscious	19	5.6%
Anxiety	8	2.3%
Asthma Symptoms	1	0.3%
Back Pain (No Trauma)	7	2.1%
Behavioral Disorder	6	1.8%
CVA/Stroke	2	0.6%
Cardiac Arrest	2	0.6%
Cardiac Symptoms	2	0.6%
Chest Pain	15	4.4%
Dehydration Symp.	3	0.9%
Diabetic Symptoms	5	1.5%
Dizziness	7	2.1%
Dyspnea-SOB	24	7.0%
Elevated Temp/Fever	3	0.9%
FREQUENT FALLS	23	6.7%
Flu Symptoms	4	1.2%
GI -Bleed	3	0.9%
GI -Constipation	4	1.2%
HYPOTENSION	1	0.3%
Headache (no trauma)	1	0.3%
Hemorrhage-(severe medical)	3	0.9%
Hypertension	4	1.2%
MEDICAL DEVICE FAILURE	6	1.8%
MINOR / GENERAL INJURY	30	8.8%



Monitoring Required	4	1.2%
NON-TRAUMATIC ARM PAIN	1	0.3%
NON-TRAUMATIC LEG PAIN	2	0.6%
Nausea	2	0.6%
No Medical Problem	18	5.3%
Nose Bleed	1	0.3%
Obvious Death	3	0.9%
Pneumonia Symptoms	1	0.3%
Psychiatric Emerg.	11	3.2%
Pulmonary Edema	1	0.3%
SUICIDE ATTEMPT	1	0.3%
Seizure	4	1.2%
Syncope/Fainting	3	0.9%
Trauma Injury	16	4.7%
Unconscious	1	0.3%
Unknown Medical	6	1.8%
Urinary Bleeding	1	0.3%
Urination Problem	4	1.2%
Vomiting	6	1.8%
Vomiting Blood	1	0.3%
Weakness	22	6.5%
<i>Left Blank</i>	29	8.5%
<i>Total</i>	341	100.0%

**Runs by Dispatch (EMD) Code**

<u>Description</u>	<u>#</u>	<u>%</u>
01A01 Abdominal Pain	12	3.5%
02B01 Allergies/Envenomations	3	0.9%
04B03 Assault/Sexual Assault	2	0.6%
05A01 Back Pain (Non-traumatic)	5	1.5%
06E01 Breathing Problems	32	9.4%
09E02 Cardiac or Respiratory Arrest/Death	3	0.9%
10D01 Chest Pain/ Chest Discomfort	16	4.7%
11E01 Choking	1	0.3%
12C01 Convulsions/Seizures	5	1.5%
13C02 Diabetic Problems	9	2.6%
17B03 Falls	80	23.5%
18B01 Headache	1	0.3%
19C07 Heart Problems/AICD	2	0.6%
21B01 Hemorrhage/Laceration	8	2.3%
23C07 Overdose/Poisoning	2	0.6%
25B06 Psychiatric/Abnormal Behavior/Suicide Attempt	21	6.2%
26B01 Sick Person (Specific Diagnosis)	57	16.7%
28C12 Stroke (CVA/TIA)	4	1.2%
29B05 Traffic/Transportation Incident	7	2.1%
30B01 Traumatic Injuries	14	4.1%
31C01 Unconscious/Fainting	7	2.1%
32B01 Unknown Problem	37	10.9%
37A01 Other / Public Assist	13	3.8%
<i>Left Blank</i>	0	0.0%
<hr/> <i>Total</i>	341	100.0%

**Transport From (Category)**

	<u>#</u>	<u>%</u>
--Left Blank--	341	100.0%
<i>Total</i>	341	100.0%

**Transport From (Facility)**

	<u>#</u>	<u>%</u>
--Left Blank--	341	100.0%
<i>Total</i>	341	100.0%

**Transport To (Destination Facility)**

	<u>#</u>	<u>%</u>
UH - ST JOHN MEDICAL CENTER	135	39.6%
--Left Blank--	87	25.5%
Avon Richard E. Jacobs Health Center	59	17.3%
UH - ELYRIA MEDICAL CENTER	56	16.4%
CCF - Fairview	3	0.9%
Southwest General Health Center	1	0.3%
<i>Total</i>	341	100.0%



# **NORTH RIDGEVILLE FIRE DEPARTMENT**



*Fire Prevention Inspection Report  
June 2023*

*Submitted By:  
Assistant Chief Mike Uhnak, EMT-P, FO2,FI*



# North Ridgeville Fire Department

North Ridgeville, OH


This report was generated on 7/3/2023 10:43:50 AM



## Completed Inspections per Zone for Date Range

Start Date: 06/01/2023 | End Date: 06/30/2023

ZONE	ID	OCCUPANCY	ADDRESS	INSPECTED
<b>Zone 1- NW - Zone 1- North West Quadrant</b>				
		Dayton Freight	38686 Taylor PKY	06/01/2023
		Foster/Adoption Inspection	7000 Ranger WAY	06/07/2023
		Old Town Hall Theater/Museum	36119 Center Ridge	06/08/2023
		Foster/Adoption Inspection	7000 Ranger WAY	06/12/2023
		Dayton Freight	38686 Taylor PKY	06/15/2023
		Dayton Freight	38686 Taylor PKY	06/16/2023
		Dayton Freight	38686 Taylor PKY	06/19/2023
		Dayton Freight	38686 Taylor PKY	06/20/2023
<b>Zone 2- NE - Zone 2- North East Quadrant</b>				
		North Ridgeville Police Department	7070 Ranger WAY	06/01/2023
		Biothane USA	34655 Mills RD	06/06/2023
		V.F.W. Post #9871	6805 Lear Nagle RD	06/06/2023
		Leppo Rents - Bobcat of Cleveland West	32200 Lorain RD	06/06/2023
		Dunkin Donuts	32323 Lorain RD	06/06/2023
		Chipotle Mexican Grill	32223 Lorain RD	06/06/2023
		Gourmet Restaurant	32775 Lorain RD	06/06/2023
		BP I-Mart Gas Station	32393 Lorain RD	06/07/2023
		Petro-Com Corporation	32523 Lorain RD	06/07/2023
		Hurricane Laserwash	32500 Lorain RD	06/07/2023
		McDonald's #16875	32528 Lorain RD	06/07/2023
		North Ridgeville Fire Station 1	7000 Ranger WAY	06/08/2023
		Limitless Towing & Recovery	33350 Lorain RD	06/08/2023
		Rudolph Libby Group Warehouse	4937 Mills Industrial PKY	06/09/2023
		North Ridgeville Police Department	7070 Ranger WAY	06/09/2023
		Hop Brothers Brewery Company	32650 Lorain RD	06/12/2023
		Speedway	32760 Lorain RD	06/12/2023
		North Ridgeville High School	34600 Bainbridge RD	06/12/2023
		Liberty Elementary	5700 Jaycox RD	06/12/2023
		Liberty Elementary	5700 Jaycox RD	06/12/2023
		Ranger High Tech Academy	5580 Lear Nagle RD	06/13/2023
		Ranger High Tech Academy	5580 Lear Nagle RD	06/13/2023
		North Ridgeville Education Center/ECLC	5490 Mills Creek LN	06/13/2023
		North Ridgeville Education Center/ECLC	5490 Mills Creek LN	06/13/2023
		North Ridgeville Academic Center	34620 Bainbridge RD	06/13/2023
		North Ridgeville Academic Center	34620 Bainbridge RD	06/13/2023
		North Ridgeville Academic Center	34620 Bainbridge RD	06/14/2023
		Cleveland General Liquidation	5210 Mills Industrial PKY	06/14/2023



ZONE	ID	OCCUPANCY	ADDRESS	INSPECTED
		North Ridgeville Academic Center	34620 Bainbridge RD	06/14/2023
		Chipotle	34800 Center Ridge RD	06/19/2023
		North Ridgeville High School	34600 Bainbridge RD	06/20/2023
		North Ridgeville Academic Center	34620 Bainbridge RD	06/20/2023
		Lorain County Health & Dental	35557 Center Ridge RD	06/20/2023
		Elite K911	31740 Cook RD	06/21/2023
<b>Zone 3- SW - Zone 3- South West Quadrant</b>				
		North Ridgeville Parks And Recreation	37077 Shady LN	06/08/2023
		Auto Liquidators	32425 Cook RD	06/09/2023
<b>Zone 4- SE - Zone 4- South East Quadrant</b>				
		Culver's Restaurant	32626 Lorain RD	06/01/2023
		Culver's Restaurant	32626 Lorain RD	06/07/2023
		Iannelli Auto Cars	32626 Lorain RD	06/08/2023
		North Ridgeville Fire Station #2	34523 Lorain RD	06/08/2023
		Burger King	32533 Lorain RD	06/09/2023
		Starbucks	32435 Cook RD	06/09/2023



# North Ridgeville Fire Department

North Ridgeville, OH

This report was generated on 7/3/2023 10:44:16 AM



## Count of Occupancies Inspected per Occupancy Type per Inspection Type for Date Range

Start Date: 06/01/2023 | End Date: 06/30/2023

OCCUPANCY	COUNT
<b>INSPECTION TYPE: Annual</b>	
Assembly	4
Elementary School	3
Gas/Service Station	5
General Business/Merchandise	2
Industrial /Manufacturing Facility	2
Middle School	2
Restaurant	4
Storage/Warehouse Facility	1
<b>INSPECTION TYPE: Fire Alarm System Test- Annual</b>	
Elementary School	3
High School	1
Middle School	2
<b>INSPECTION TYPE: Fire Protection System Impairment Inspection</b>	
Industrial /Manufacturing Facility	1
<b>INSPECTION TYPE: Fire Protection System Inspection</b>	
Assembly	1
Fire Station	2
Storage/Warehouse Facility	1
<b>INSPECTION TYPE: Fire Safety During Construction</b>	
Assembly	1
Police Station	1
<b>INSPECTION TYPE: Home Inspection</b>	
Residential	2
<b>INSPECTION TYPE: Plan Review</b>	
Animal Hospital, Clinic, Kennel or Pound	1
Assembly	1
Industrial /Manufacturing Facility	4
Police Station	1
Restaurant	1
<b>INSPECTION TYPE: Pre Inspection Meeting</b>	
Industrial /Manufacturing Facility	1
<b>INSPECTION TYPE: Water Flow Test</b>	
Doctor/Dentist Office	1

Locked inspections only.



OCCUPANCY	COUNT
<b>INSPECTION TYPE: Wet Chemical Sprinkler System Semi-Annual Test</b>	
High School	1
Middle School	1
<b>Total # of Inspections:</b>	<b>50</b>

Locked inspections only.



# North Ridgeville Fire Department

North Ridgeville, OH

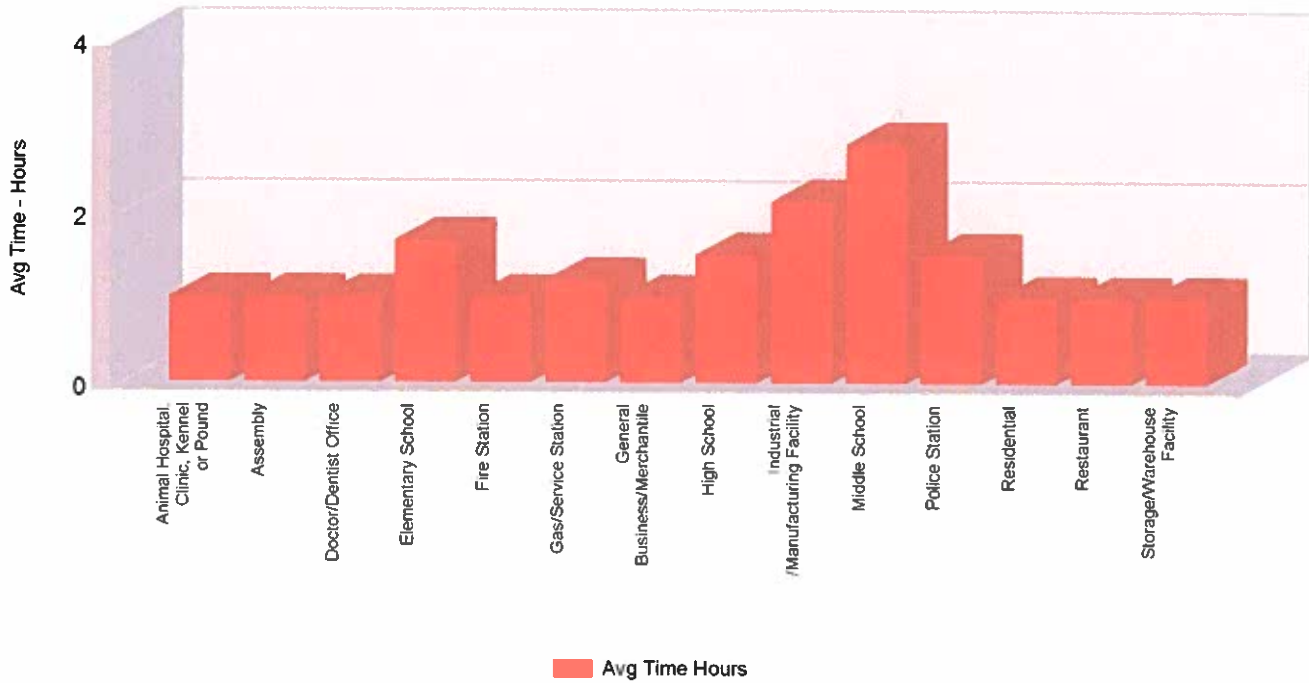
This report was generated on 7/3/2023 10:44:49 AM



## Average Inspection Time per Occupancy Type for Date Range

Start Date: 06/01/2023 | End Date: 06/30/2023

Average Inspections Time for Occupancy Type



OCCUPANCY TYPE	AVERAGE TIME (minutes)
Animal Hospital, Clinic, Kennel or Pound	1:00:00
Assembly	1:00:00
Doctor/Dentist Office	1:00:00
Elementary School	1:40:00
Fire Station	1:00:00
Gas/Service Station	1:12:00
General Business/Merchantile	1:00:00
High School	1:30:00
Industrial /Manufacturing Facility	2:07:30
Middle School	2:48:00
Police Station	1:30:00
Residential	1:00:00
Restaurant	1:00:00
Storage/Warehouse Facility	1:00:00

Only inspections with TIME IN and TIME OUT information provided are included in the INSPECTION TIME calculations.



# North Ridgeville Fire Department

North Ridgeville, OH

This report was generated on 7/3/2023 10:45:26 AM

## Daily Log Items per Personnel for Activity Code for Personnel

Activity Codes: All Activity Codes | Personnel: Uhnak, Michael | Start Time: 00:00 | End Time: 23:00 | Start Date: 06/01/2023 | End Date: 06/30/2023

START	END	LOG TYPE	APPARATUS	NOTES	HOURS
06/01/2023 08:00:00	06/01/2023 09:00:00	DAYBOOK			1.00
06/01/2023 09:00:00	06/01/2023 10:00:00	INSPECTION		An inspection was completed for Culver's Restaurant by Uhnak, Michael	1.00
06/01/2023 10:00:00	06/01/2023 12:00:00	INSPECTION		An inspection was completed for North Ridgeville Police Department by Uhnak, Michael	2.00
06/01/2023 12:00:00	06/01/2023 13:00:00	DAYBOOK			1.00
06/01/2023 13:00:00	06/01/2023 16:00:00	INSPECTION		An inspection was completed for Dayton Freight by Uhnak, Michael	3.00
06/05/2023 08:00:00	06/05/2023 16:00:00	DAYBOOK		Training: Fireworks Seminar.	8.00
06/06/2023 08:00:00	06/06/2023 09:00:00	DAYBOOK			1.00
06/06/2023 09:00:00	06/06/2023 10:00:00	INSPECTION		An inspection was completed for Biothane USA by Uhnak, Michael	1.00
06/06/2023 10:00:00	06/06/2023 11:00:00	INSPECTION		An inspection was completed for V.F.W. Post #9871 by Uhnak, Michael	1.00
06/06/2023 11:00:00	06/06/2023 12:00:00	INSPECTION		An inspection was completed for Leppo Rents - Bobcat of Cleveland West by Uhnak, Michael	1.00
06/06/2023 12:00:00	06/06/2023 13:00:00	DAYBOOK			1.00
06/06/2023 13:00:00	06/06/2023 14:00:00	INSPECTION		An inspection was completed for Dunkin Donuts by Uhnak, Michael	1.00
06/06/2023 14:00:00	06/06/2023 15:00:00	INSPECTION		An inspection was completed for Chipotle Mexican Grill by Uhnak, Michael	1.00
06/06/2023 15:00:00	06/06/2023 16:00:00	INSPECTION		An inspection was completed for Gourmet Restaurant by Uhnak, Michael	1.00
06/07/2023 08:00:00	06/07/2023 09:00:00	DAYBOOK			1.00
06/07/2023 09:00:00	06/07/2023 10:00:00	INSPECTION		An inspection was completed for Foster/Adoption Inspection by Uhnak, Michael	1.00
06/07/2023 10:00:00	06/07/2023 11:00:00	INSPECTION		An inspection was completed for BP I-Mart Gas Station by Uhnak, Michael	1.00
06/07/2023 11:00:00	06/07/2023 12:00:00	INSPECTION		An inspection was completed for Petro-Corn Corporation by Uhnak, Michael	1.00
06/07/2023 12:00:00	06/07/2023 13:00:00	DAYBOOK			1.00
06/07/2023 13:00:00	06/07/2023 14:00:00	INSPECTION		An inspection was completed for Hurricane Laserwash by Uhnak, Michael	1.00
06/07/2023 14:00:00	06/07/2023 15:00:00	INSPECTION		An inspection was completed for McDonald's #16875 by Uhnak, Michael	1.00
06/07/2023 15:00:00	06/07/2023 16:00:00	INSPECTION		An inspection was completed for Culver's Restaurant by Uhnak, Michael	1.00
06/08/2023 08:00:00	06/08/2023 09:00:00	INSPECTION		An inspection was completed for North Ridgeville Fire Station 1 by Uhnak, Michael	1.00
06/08/2023 09:00:00	06/08/2023 10:00:00	INSPECTION		An inspection was completed for North Ridgeville Fire Station #2 by Uhnak, Michael	1.00
06/08/2023 10:00:00	06/08/2023 11:00:00	INSPECTION		An inspection was completed for North Ridgeville Parks And Recreation by Uhnak, Michael	1.00
06/08/2023 11:00:00	06/08/2023 12:00:00	INSPECTION		An inspection was completed for Old Town Hall Theater/Museum by Uhnak, Michael	1.00
06/08/2023 12:00:00	06/08/2023 13:00:00	DAYBOOK			1.00
06/08/2023 13:00:00	06/08/2023 14:00:00	INSPECTION		An inspection was completed for Iannelli Auto Cars by Uhnak, Michael	1.00
06/08/2023 14:00:00	06/08/2023 16:00:00	INSPECTION		An inspection was completed for Limitless Towing & Recovery by Uhnak, Michael	2.00
06/09/2023 08:00:00	06/09/2023 09:00:00	DAYBOOK			1.00
06/09/2023 09:00:00	06/09/2023 10:00:00	INSPECTION		An inspection was completed for Rudolph Libby Group Warehouse by Uhnak, Michael	1.00
06/09/2023 10:00:00	06/09/2023 11:00:00	INSPECTION		An inspection was completed for Burger King by Uhnak, Michael	1.00
06/09/2023 11:00:00	06/09/2023 12:00:00	INSPECTION		An inspection was completed for Auto Liquidators by Uhnak, Michael	1.00
06/09/2023 12:00:00	06/09/2023 13:00:00	INSPECTION		An inspection was completed for Starbucks by Uhnak, Michael	1.00

Lists the Daily Log items, grouped by Personnel, corresponding to the selected Activity Code and Personnel.





START	END	LOG TYPE	APPARATUS	NOTES	HOURS
06/09/2023 13:00:00	06/09/2023 14:00:00	DAYBOOK			1.00
06/09/2023 14:00:00	06/09/2023 15:00:00	DAYBOOK		Reports: NRFD Backflow Insp. NR P&R Backflow Insp. NR Old Town Hall Backflow Insp.	1.00
06/09/2023 15:00:00	06/09/2023 16:00:00	INSPECTION		An inspection was completed for North Ridgeville Police Department. by Uhnak, Michael	1.00
06/12/2023 08:00:00	06/12/2023 09:00:00	DAYBOOK			1.00
06/12/2023 09:00:00	06/12/2023 10:00:00	INSPECTION		An inspection was completed for Foster/Adoption Inspection by Uhnak, Michael	1.00
06/12/2023 10:00:00	06/12/2023 11:00:00	INSPECTION		An inspection was completed for Hop Brothers Brewery Company by Uhnak, Michael	1.00
06/12/2023 11:00:00	06/12/2023 13:00:00	INSPECTION		An inspection was completed for North Ridgeville High School by Uhnak, Michael	2.00
06/12/2023 13:00:00	06/12/2023 14:00:00	INSPECTION		An inspection was completed for Speedway by Uhnak, Michael	1.00
06/12/2023 14:00:00	06/12/2023 16:00:00	INSPECTION		An inspection was completed for Liberty Elementary by Uhnak, Michael	2.00
06/12/2023 15:00:00	06/12/2023 16:00:00	INSPECTION		An inspection was completed for Liberty Elementary by Uhnak, Michael	1.00
06/13/2023 08:00:00	06/13/2023 10:00:00	INSPECTION		An inspection was completed for Ranger High Tech Academy by Uhnak, Michael	2.00
06/13/2023 09:00:00	06/13/2023 10:00:00	INSPECTION		An inspection was completed for Ranger High Tech Academy by Uhnak, Michael	1.00
06/13/2023 10:00:00	06/13/2023 12:00:00	INSPECTION		An inspection was completed for North Ridgeville Education Center/ECLC by Uhnak, Michael	2.00
06/13/2023 10:00:00	06/13/2023 12:00:00	INSPECTION		An inspection was completed for North Ridgeville Education Center/ECLC by Uhnak, Michael	2.00
06/13/2023 12:00:00	06/13/2023 13:00:00	DAYBOOK			1.00
06/13/2023 13:00:00	06/13/2023 16:00:00	INSPECTION		An inspection was completed for North Ridgeville Academic Center by Uhnak, Michael	3.00
06/13/2023 14:00:00	06/13/2023 16:00:00	INSPECTION		An inspection was completed for North Ridgeville Academic Center by Uhnak, Michael	2.00
06/14/2023 08:00:00	06/14/2023 13:00:00	INSPECTION		An inspection was completed for North Ridgeville Academic Center by Uhnak, Michael	5.00
06/14/2023 09:00:00	06/14/2023 12:00:00	INSPECTION		An inspection was completed for North Ridgeville Academic Center by Uhnak, Michael	3.00
06/14/2023 11:00:00	06/14/2023 12:00:00	INSPECTION		An inspection was completed for Cleveland General Liquidation by Uhnak, Michael	1.00
06/14/2023 12:00:00	06/14/2023 13:00:00	DAYBOOK			1.00
06/14/2023 13:00:00	06/14/2023 15:00:00	DAYBOOK		New Firefighter Interviews.	2.00
06/14/2023 15:00:00	06/14/2023 16:00:00	DAYBOOK			1.00
06/15/2023 08:00:00	06/15/2023 09:00:00	DAYBOOK			1.00
06/15/2023 09:00:00	06/15/2023 11:00:00	DAYBOOK		Schedule: Fields Church Moore's Worchesters Patio and Hearth	2.00
06/15/2023 11:00:00	06/15/2023 16:00:00	INSPECTION		An inspection was completed for Dayton Freight by Uhnak, Michael	5.00
06/15/2023 12:00:00	06/15/2023 13:00:00	DAYBOOK			1.00
06/16/2023 08:00:00	06/16/2023 09:00:00	DAYBOOK			1.00
06/16/2023 09:00:00	06/16/2023 12:00:00	DAYBOOK		Met with IT to set up new phone.	3.00
06/16/2023 12:00:00	06/16/2023 13:00:00	DAYBOOK			1.00
06/16/2023 13:00:00	06/16/2023 16:00:00	INSPECTION		An inspection was completed for Dayton Freight by Uhnak, Michael	3.00
06/19/2023 08:00:00	06/19/2023 09:00:00	DAYBOOK			1.00
06/19/2023 09:00:00	06/19/2023 11:00:00	INSPECTION		An inspection was completed for Dayton Freight by Uhnak, Michael	2.00
06/19/2023 11:00:00	06/19/2023 14:00:00	DAYBOOK		CCFA EMS Update Meeting	3.00
06/19/2023 12:00:00	06/19/2023 13:00:00	DAYBOOK			1.00
06/19/2023 14:00:00	06/19/2023 15:00:00	INSPECTION		An inspection was completed for Chipotle by Uhnak, Michael	1.00
06/20/2023 08:00:00	06/20/2023 09:00:00	DAYBOOK			1.00
06/20/2023 09:00:00	06/20/2023 10:00:00	INSPECTION		An inspection was completed for North Ridgeville High School by Uhnak, Michael	1.00
06/20/2023 10:00:00	06/20/2023 11:00:00	INSPECTION		An inspection was completed for North Ridgeville Academic Center by Uhnak, Michael	1.00

Listis the Daily Log items, grouped by Personnel, corresponding to the selected Activity Code and Personnel.



START	END	LOG TYPE	APPARATUS	NOTES	HOURS
06/20/2023 11:00:00	06/20/2023 12:00:00	INSPECTION		An inspection was completed for Lorain County Health & Dental by Uhnak, Michael	1.00
06/20/2023 12:00:00	06/20/2023 13:00:00	DAYBOOK			1.00
06/20/2023 13:00:00	06/20/2023 15:00:00	DAYBOOK		Researched New Fireworks Codes	2.00
06/20/2023 15:00:00	06/20/2023 16:00:00	INSPECTION		An inspection was completed for Dayton Freight by Uhnak, Michael	1.00
06/21/2023 08:00:00	06/21/2023 09:00:00	DAYBOOK			1.00
06/21/2023 09:00:00	06/21/2023 12:00:00	DAYBOOK		Meeting with NRPD, Service, and Fire to discuss the Victory Park concerts.	3.00
06/21/2023 12:00:00	06/21/2023 13:00:00	DAYBOOK			1.00
06/21/2023 13:00:00	06/21/2023 15:00:00	DAYBOOK		Research the new firework code and enforcement.	2.00
06/21/2023 15:00:00	06/21/2023 16:00:00	INSPECTION		An inspection was completed for Elite K911 by Uhnak, Michael	1.00
<b>Total Hours for: Uhnak, Michael</b>					<b>124.00</b>
<b>Total of all Personnel Hours</b>					<b>124.00</b>

Lists the Daily Log items, grouped by Personnel, corresponding to the selected Activity Code and Personnel.

