

# NORTH RIDGEVILLE FIRE DEPARTMENT

February 2023

## MONTHLY REPORT



*Chief John C. Reese, EFO*

# North Ridgeville Fire Department

North Ridgeville, OH

This report was generated on 3/3/2023 8:50:13 AM



## Incident Statistics

Zone(s): All Zones | Start Date: 02/01/2023 | End Date: 02/28/2023

INCIDENT COUNT			
INCIDENT TYPE		# INCIDENTS	
EMS		332	
FIRE		49	
<b>TOTAL</b>		<b>381</b>	
TOTAL TRANSPORTS (N2 and N3)			
APPARATUS	# of APPARATUS TRANSPORTS	# of PATIENT TRANSPORTS	TOTAL # of PATIENT CONTACTS
<b>TOTAL</b>			
PRE-INCIDENT VALUE		LOSSES	
<b>\$190,000.00</b>		<b>\$5,000.00</b>	
CO CHECKS			
424 - Carbon monoxide incident		2	
736 - CO detector activation due to malfunction		1	
746 - Carbon monoxide detector activation, no CO		1	
<b>TOTAL</b>		<b>4</b>	
MUTUAL AID			
Aid Type		Total	
Aid Given		2	
Aid Received		5	
OVERLAPPING CALLS			
# OVERLAPPING		% OVERLAPPING	
151		39.63	
LIGHTS AND SIREN - AVERAGE RESPONSE TIME (Dispatch to Arrival)			
Station	EMS	FIRE	
NRFD Station 1	0:06:22	0:07:32	
NRFD Station 2	0:07:34	0:08:55	
<b>AVERAGE FOR ALL CALLS</b>		<b>0:06:40</b>	
LIGHTS AND SIREN - AVERAGE TURNOUT TIME (Dispatch to Enroute)			
Station	EMS	FIRE	
NRFD Station 1	0:01:51	0:02:05	
NRFD Station 2	0:01:57	0:02:17	
<b>AVERAGE FOR ALL CALLS</b>		<b>0:01:52</b>	
AGENCY	AVERAGE TIME ON SCENE (MM:SS)		
North Ridgeville Fire Department	16:36		

Only Reviewed Incidents included. EMS for Incident counts includes only 300 to 399 Incident Types. All other incident types are counted as FIRE. CO Checks only includes Incident Types: 424, 736 and 734. # Apparatus Transports = # of incidents where apparatus transported. # Patient Transports = All patients transported by EMS. # Patient Contacts = # of PCR contacted by apparatus. This report now returns both NEMSIS 2 & 3 data as appropriate. For overlapping calls that span over multiple days, total per month will not equal Total count for year.



## FIRE/RESCUE SERVICE DATA

# North Ridgeville Fire Department


North Ridgeville, OH

This report was generated on 3/3/2023 8:50:41 AM



## Incidents by Shift for Date Range

Start Date: 02/01/2023 | End Date: 02/28/2023



SHIFT	# INCIDENTS
A Shift	121
B Shift	126
C Shift	134

**TOTAL: 381**

Incidents with multiple EXPOSURES, with distinct stations, may create a slight difference between the report total and total number of actual incidents for the DATE RANGE provided. The totals reflect the # INCIDENTS each STATION was assigned. Only REVIEWED incidents included.



# North Ridgeville Fire Department

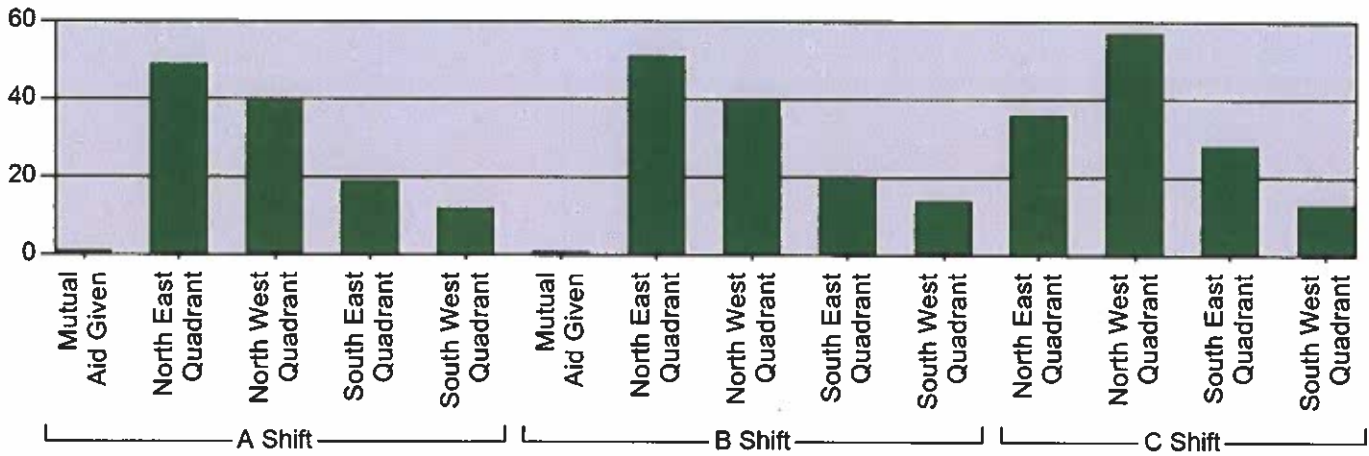
North Ridgeville, OH

This report was generated on 3/3/2023 8:51:19 AM



## Incidents per Zone per Shift for Date Range

Start Date: 02/01/2023 | End Date: 02/28/2023



SHIFT	ZONE	# INCIDENTS
A Shift	Mutual Aid Given	1
	North East Quadrant	49
	North West Quadrant	40
	South East Quadrant	19
	South West Quadrant	12
B Shift	Mutual Aid Given	1
	North East Quadrant	51
	North West Quadrant	40
	South East Quadrant	20
	South West Quadrant	14
C Shift	North East Quadrant	36
	North West Quadrant	57
	South East Quadrant	28
	South West Quadrant	13
<b>TOTAL:</b>		<b>381</b>

The totals reflect the # INCIDENTS each STATION was assigned. Only REVIEWED incidents included.



emergencyreporting.com

Doc Id: 1285

Page # 1 of 1

# North Ridgeville Fire Department

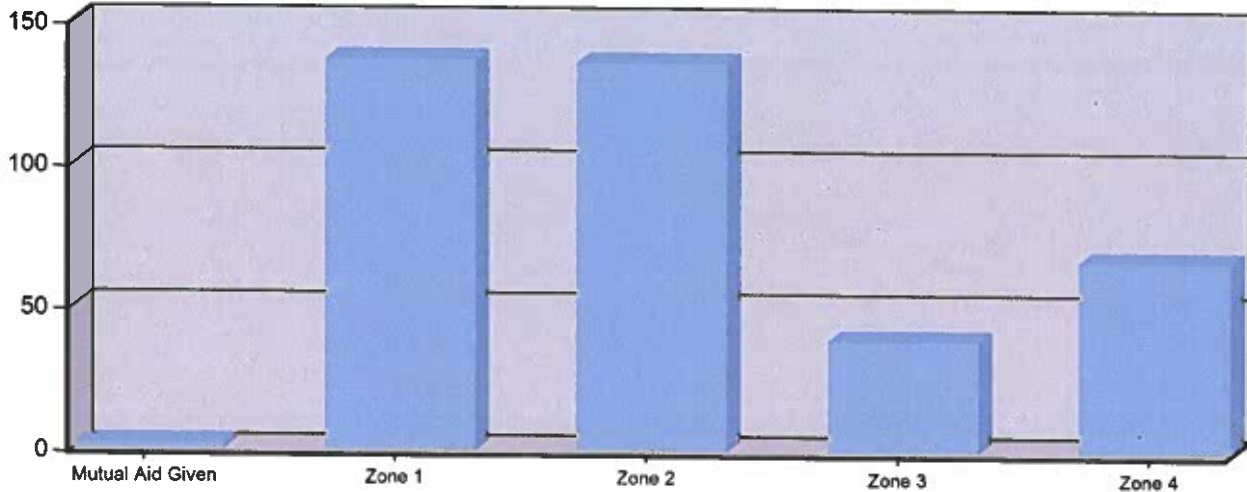
North Ridgeville, OH

This report was generated on 3/3/2023 8:51:45 AM



## Incident Count per Zone for Date Range

Start Date: 02/01/2023 | End Date: 02/28/2023



ZONE	# INCIDENTS
Mutual Aid Given - Mutual Aid Given	2
Zone 1 - North West Quadrant	137
Zone 2 - North East Quadrant	136
Zone 3 - South West Quadrant	39
Zone 4 - South East Quadrant	67

**TOTAL: 381**

Zone information is defined on the Basic Info 3 screen of an incident. Only REVIEWED incidents included. Archived Zones cannot be unarchived.



emergencyreporting.com

Doc Id: 270

Page # 1 of 1

# North Ridgeville Fire Department

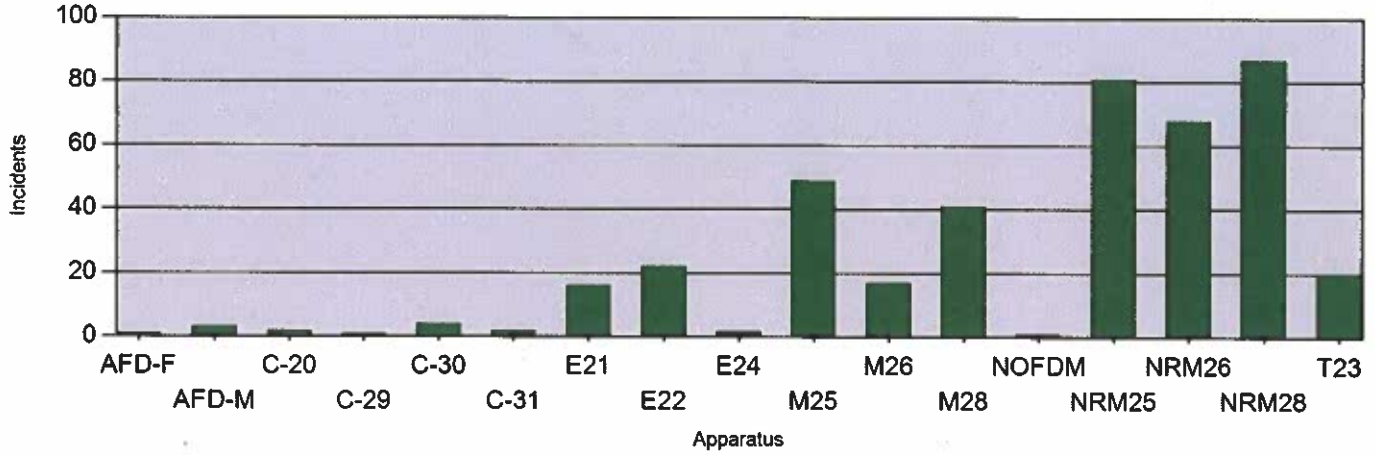
North Ridgeville, OH

This report was generated on 3/3/2023 8:52:05 AM



## Incident Count per Apparatus for Date Range

Start Date: 02/01/2023 | End Date: 02/28/2023



APPARATUS	# of INCIDENTS
AFD-F	1
AFD-M	3
C-20	2
C-29	1
C-30	4
C-31	2
E21	16
E22	22
E24	2
M25	49
M26	17
M28	41
NOFDM	1
NRM25	81
NRM26	68
NRM28	87
T23	20

Cancelled apparatus (per the THIS APPARATUS WAS CANCELLED checkbox on Basic Info 4) not included. Only REVIEWED incidents included.



# North Ridgeville Fire Department

North Ridgeville, OH

This report was generated on 3/3/2023 8:52:25 AM



## Incidents Per Personnel and Apparatus for Date Range

Start Date: 02/01/2023 | End Date: 02/28/2023

Personnel	AFD-M-AFD Medic	C-20-Car 20	C-29-Car 229	C-30-PIU TRUCK	C-31-	E21-Engine 21	E22-Engine 22	E24-Engine 24	M25-Medic 25	M26-Medic 26	M28-	NOFDM-NOFD Medic	NRM25-Medic 25	NRM26-Medic 26	NRM28-	T23-Truck 23	Totals
Acord, Steven							7		4		3		17	1	10	2	44
Bement, Joshua						2	2		6		2		13	8	5		38
Buescher, David						4				6	1		3	24			38
Carbone, Mark						1	3		7	1			18	4			34
Castle, Andy						3			3	2			2	16			26
Chase, Gary						9			2	9			9	20	3		52
Chrosniak, Jason							4		1		5		7	3	17	3	40
Cominsky, Mark						3			4	5			2	19			33
Cook, Stephen B								1			9				24	4	38
Eberling, Colt						3				4	1		3	16	5	5	37
Erlenbach, Christopher								1	7		5		2		32	7	54
Federan, Christopher							1	1	4		4		15		11	6	42
Foster, William				1		2			5	2	2		2	9	8	7	38
Gerbasi, Gabriel						1	4		5		1		21	6	6		44
Gradisek, Grant							8				12		3	3	12	4	42
Graf, Jonathan					2				1								3
Hardy, Robert				1			4		11		2		5	1	5	1	30
Hein, Michael							3	1	5		1		18		2		30
Knowlton, Richard							5		2		1		11		7	1	27
Kotar, Anthony							3		10		7		1		8	5	34
Laborie, Gregory							3		24		15		1		2	4	49
Logan, Brian							1		3		2		7		24	1	38
Mason, Jeremy							1		4	1	1		14	3	3		27
Mutual Aid, Squad Crew	2											2					4
Pocos, Kevin						10	2			10			4	11			37
Reese, John			1														1
Roberts, Benjamin							4		13		2		23		9		51
Rogers, Daniel								1	1		8		1		20	4	35

Incidents Per Personnel and Apparatus for Date Range on reviewed cases





Sadowski, Paul														18	1	19
Shear, Alexander					3	1		3	4			5	19			35
Silvi, Justin						4		7		8		12	1	3	4	39
Souris, Constantine					1	7		6	3	1		7	3			28
Stearns, Korey					9	1		3	7	2		10	20	1		53
Strahinic, Kirt			1		1	1		3	1	4		9	5	6	2	33
Tolvay, Kerri						8		14		11		3		6	3	45
Torres, Kim			1				1			9				21	5	37
Uhnak, Michael		2														2
Warner, Chad			1			1	2	2		6		8		13	2	35
Williams, Michael						2			2	1		3	16	4		28

Incidents Per Personnel and Apparatus for Date Range on reviewed cases



# North Ridgeville Fire Department

North Ridgeville, OH

This report was generated on 3/3/2023 8:52:59 AM



## Incident Type Count per Station for Date Range

Start Date: 02/01/2023 | End Date: 02/28/2023

INCIDENT TYPE	# INCIDENTS
<b>Station: 1 - NRRFD STATION 1</b>	
111 - Building fire	1
132 - Road freight or transport vehicle fire	1
142 - Brush or brush-and-grass mixture fire	1
160 - Special outside fire, other	1
161 - Outside storage fire	1
321 - EMS call, excluding vehicle accident with injury	232
322 - Motor vehicle accident with injuries	7
412 - Gas leak (natural gas or LPG)	2
424 - Carbon monoxide incident	2
444 - Power line down	2
511 - Lock-out	1
531 - Smoke or odor removal	1
550 - Public service assistance, other	1
551 - Assist police or other governmental agency	1
600 - Good intent call, other	2
611 - Dispatched & cancelled en route	4
622 - No incident found on arrival at dispatch address	4
651 - Smoke scare, odor of smoke	1
652 - Steam, vapor, fog or dust thought to be smoke	1
671 - HazMat release investigation w/no HazMat	1
714 - Central station, malicious false alarm	2
715 - Local alarm system, malicious false alarm	1
733 - Smoke detector activation due to malfunction	2
736 - CO detector activation due to malfunction	1
740 - Unintentional transmission of alarm, other	1
743 - Smoke detector activation, no fire - unintentional	1
745 - Alarm system activation, no fire - unintentional	1
813 - Wind storm, tornado/hurricane assessment	1

# Incidents for 1 - NRRFD Station 1:

277

<b>Station: 2 - NRRFD STATION 2</b>	
142 - Brush or brush-and-grass mixture fire	1
321 - EMS call, excluding vehicle accident with injury	91
322 - Motor vehicle accident with injuries	2
411 - Gasoline or other flammable liquid spill	1
412 - Gas leak (natural gas or LPG)	3

Only REVIEWED incidents included.



emergencyreporting.com  
Doc Id: 857  
Page # 1 of 2

INCIDENT TYPE	# INCIDENTS
440 - Electrical wiring/equipment problem, other	1
600 - Good intent call, other	1
611 - Dispatched & cancelled en route	2
671 - HazMat release investigation w/no HazMat	1
746 - Carbon monoxide detector activation, no CO	1
<b># Incidents for 2 - NRRD Station 2:</b>	<b>104</b>

Only REVIEWED incidents included.



# North Ridgeville Fire Department

North Ridgeville, OH

This report was generated on 3/3/2023 8:53:20 AM



## Average Response Time for Agency for Date Range

Start Date: 02/01/2023 | End Date: 02/28/2023

AGENCY	AVERAGE RESPONSE TIME MM:SS (Dispatch to Arrived)
North Ridgeville Fire Department	6:55

Only REVIEWED incidents included



emergencyreporting.com

Doc Id: 306

Page # 1 of 1

# North Ridgeville Fire Department

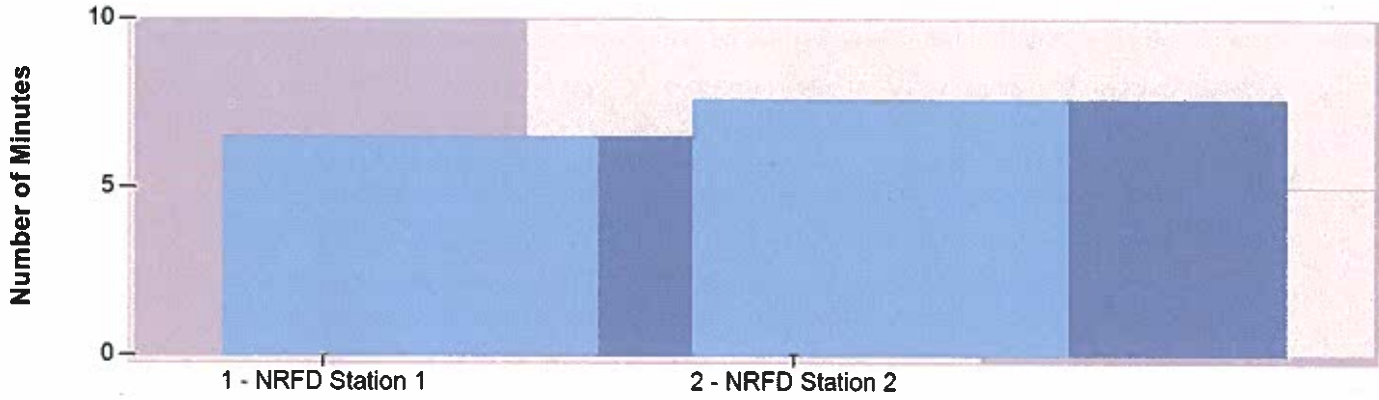
North Ridgeville, OH

This report was generated on 3/3/2023 8:53:41 AM



## Average Response Time per Station for Date Range

Start Date: 02/01/2023 | End Date: 02/28/2023



STATION	AVERAGE RESPONSE MM:SS (Dispatch to Arrived)
1 - NRFD Station 1	6:30
2 - NRFD Station 2	7:36

AVERAGE RESPONSE TIME calculated from the average time difference between DISPATCH and ARRIVED times on Basic Info 4. Only REVIEWED incidents included.



emergencyreporting.com

Doc Id: 56

Page # 1 of 1

# North Ridgeville Fire Department

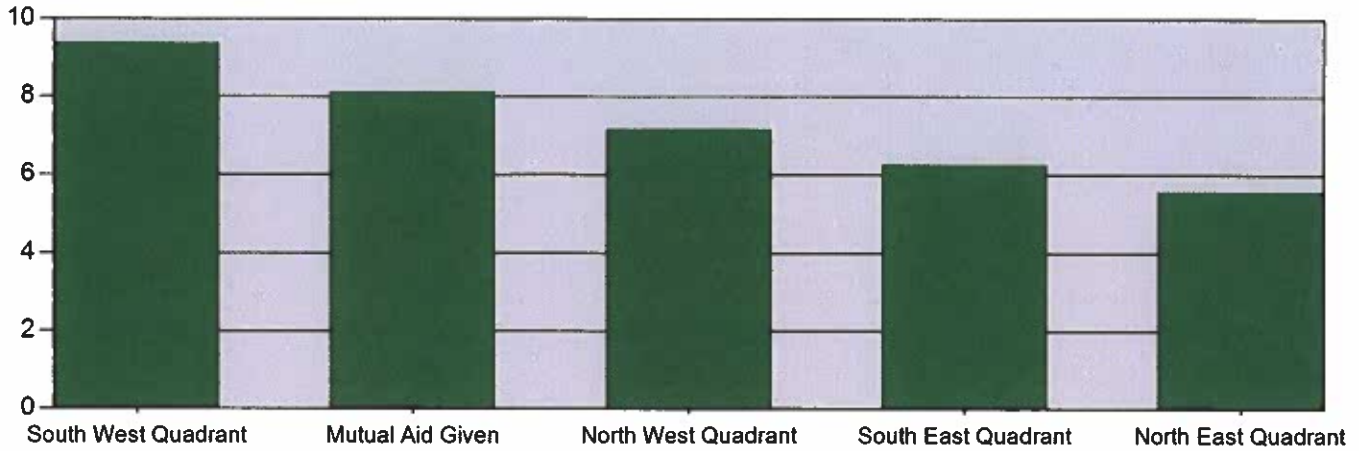
North Ridgeville, OH

This report was generated on 3/3/2023 8:54:01 AM



## Average Response Time per Zone for Date Range

Start Date: 02/01/2023 | End Date: 02/28/2023



Zone	AVERAGE RESPONSE TIME in minutes (Dispatch to Arrived)
Zone 3 - South West Quadrant	9:37
Mutual Aid Given - Mutual Aid Given	8:12
Zone 1 - North West Quadrant	7:17
Zone 4 - South East Quadrant	6:27
Zone 2 - North East Quadrant	5:58

Only REVIEWED incidents included



emergencyreporting.com

Doc Id: 62

Page # 1 of 1

# North Ridgeville Fire Department

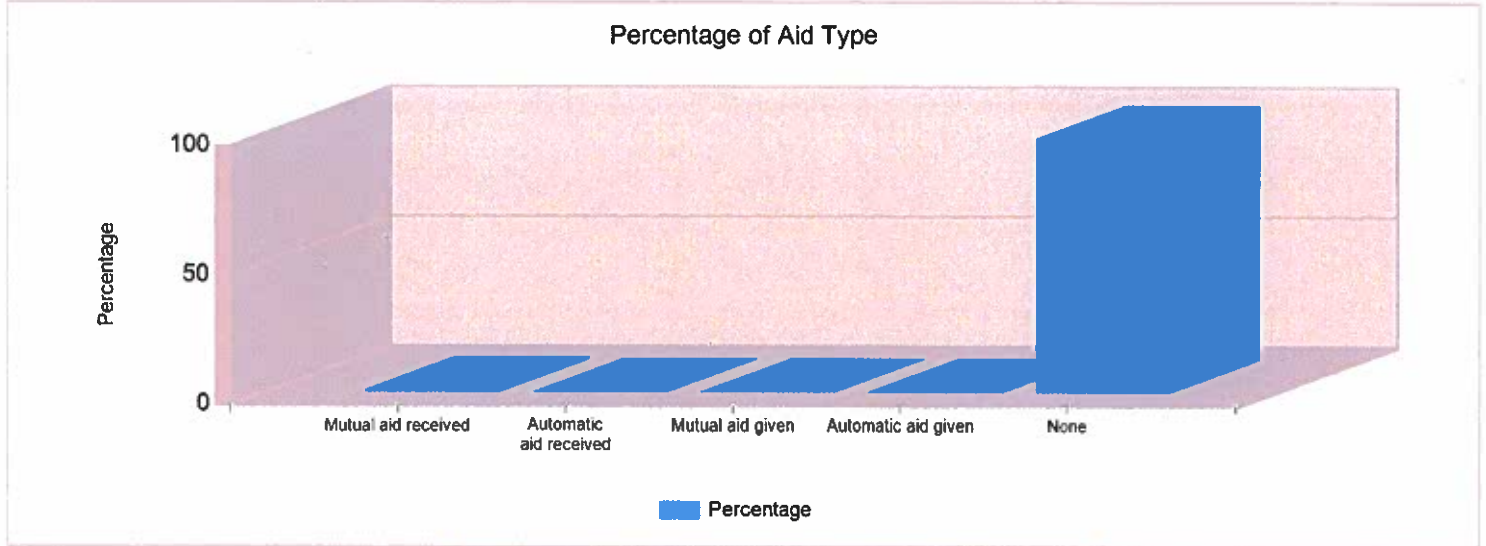
North Ridgeville, OH

This report was generated on 3/3/2023 8:54:24 AM



## Count of Aid Given and Received for Incidents for Date Range

Start Date: 02/01/2023 | End Date: 02/28/2023



AID TYPE	TOTAL	% of TOTAL
Mutual aid received	4	1.0%
Automatic aid received	1	0.3%
Mutual aid given	1	0.3%
Automatic aid given	1	0.3%
None	374	98.2%

Only REVIEWED incidents included



# North Ridgeville Fire Department

North Ridgeville, OH

This report was generated on 3/3/2023 8:54:44 AM



## Count of Overlapping Incidents for Station for Date Range

Station: All Stations | Start Date: 02/01/2023 | End Date: 02/28/2023

# OVERLAPPING	% OVERLAPPING	TOTAL
152	39.9	381

OVERLAPPING INCIDENT DETAILS				
ALARM	CLEAR/CANCEL	INCIDENT #	INCIDENT TYPE	ZONE
<b>2/1/2023</b>				
2/1/2023 10:24:19 AM	2/1/2023 10:52:44 AM	2023-425	321	South East Quadrant
2/1/2023 10:33:04 AM	2/1/2023 10:59:01 AM	2023-426	321	North West Quadrant
2/1/2023 2:29:21 PM	2/1/2023 2:36:38 PM	2023-428	321	North East Quadrant
2/1/2023 2:34:37 PM	2/1/2023 2:57:20 PM	2023-429	321	North West Quadrant
<b>2/2/2023</b>				
2/2/2023 2:20:49 AM	2/2/2023 2:41:29 AM	2023-433	321	North East Quadrant
2/2/2023 2:29:55 AM	2/2/2023 2:56:39 AM	2023-434	321	South West Quadrant
2/2/2023 2:33:47 AM	2/2/2023 3:00:00 AM	2023-435	321	North East Quadrant
2/2/2023 7:54:59 AM	2/2/2023 8:10:00 AM	2023-436	321	South East Quadrant
2/2/2023 8:01:17 AM	2/2/2023 8:22:26 AM	2023-437	321	North East Quadrant
2/2/2023 3:06:40 PM	2/2/2023 3:28:08 PM	2023-439	321	North West Quadrant
2/2/2023 3:07:04 PM	2/2/2023 3:22:08 PM	2023-440	321	South East Quadrant
<b>2/3/2023</b>				
2/3/2023 11:32:21 AM	2/3/2023 11:39:12 AM	2023-448	714	North East Quadrant
2/3/2023 11:35:51 AM	2/3/2023 11:56:16 AM	2023-449	321	North East Quadrant
2/3/2023 1:30:13 PM	2/3/2023 2:11:12 PM	2023-450	412	North West Quadrant
2/3/2023 1:33:27 PM	2/3/2023 2:03:30 PM	2023-451	321	North West Quadrant
2/3/2023 3:36:46 PM	2/3/2023 4:06:32 PM	2023-452	321	South East Quadrant
2/3/2023 3:38:06 PM	2/3/2023 3:46:24 PM	2023-453	651	North East Quadrant
2/3/2023 3:48:09 PM	2/3/2023 4:04:27 PM	2023-454	733	North West Quadrant
2/3/2023 6:11:00 PM	2/3/2023 6:33:23 PM	2023-456	321	North East Quadrant
2/3/2023 6:25:45 PM	2/3/2023 6:34:08 PM	2023-457	600	North West Quadrant
2/3/2023 6:27:38 PM	2/3/2023 6:48:26 PM	2023-458	321	North East Quadrant
2/3/2023 6:29:08 PM	2/3/2023 7:12:50 PM	2023-459	321	North West Quadrant
<b>2/4/2023</b>				
2/4/2023 5:12:17 PM	2/4/2023 5:33:40 PM	2023-467	321	North West Quadrant
2/4/2023 5:26:59 PM	2/4/2023 5:46:26 PM	2023-468	321	South East Quadrant
<b>2/5/2023</b>				
2/5/2023 4:47:21 AM	2/5/2023 6:04:15 AM	2023-471	321	North East Quadrant
2/5/2023 5:09:55 AM	2/5/2023 5:37:30 AM	2023-472	321	North West Quadrant
2/5/2023 5:29:13 AM	2/5/2023 5:49:00 AM	2023-473	321	North East Quadrant

Percentage of incidents overlapping from total incidents in date range for specified station. Compared incident time range as either Alarm to Cancel or Alarm to Clear for incidents that have either Cancel or Clear time recorded. Reviewed calls only. Group by date. Displays date, incident number, incident type (numeric only), zone, and station.





**OVERLAPPING INCIDENT DETAILS**

ALARM	CLEAR/CANCEL	INCIDENT #	INCIDENT TYPE	ZONE
2/5/2023 7:16:48 PM	2/5/2023 7:45:08 PM	2023-478	321	South West Quadrant
2/5/2023 7:44:13 PM	2/5/2023 7:59:58 PM	2023-479	321	North East Quadrant
<b>2/6/2023</b>				
2/6/2023 2:00:13 PM	2/6/2023 2:13:45 PM	2023-484	321	South East Quadrant
2/6/2023 2:05:44 PM	2/6/2023 2:23:52 PM	2023-485	321	North East Quadrant
<b>2/7/2023</b>				
2/7/2023 7:00:08 AM	2/7/2023 7:14:56 AM	2023-491	671	South West Quadrant
2/7/2023 7:04:13 AM	2/7/2023 7:24:02 AM	2023-492	736	South East Quadrant
2/7/2023 9:17:45 AM	2/7/2023 9:34:22 AM	2023-494	321	North East Quadrant
2/7/2023 9:23:43 AM	2/7/2023 9:44:00 AM	2023-495	321	South East Quadrant
2/7/2023 11:26:51 AM	2/7/2023 11:47:23 AM	2023-496	321	North East Quadrant
2/7/2023 11:45:55 AM	2/7/2023 12:06:39 PM	2023-497	321	North East Quadrant
2/7/2023 1:29:39 PM	2/7/2023 1:55:12 PM	2023-498	321	North West Quadrant
2/7/2023 1:48:50 PM	2/7/2023 2:10:40 PM	2023-499	321	South East Quadrant
2/7/2023 3:38:52 PM	2/7/2023 3:46:00 PM	2023-501	745	North East Quadrant
2/7/2023 3:39:11 PM	2/7/2023 4:02:41 PM	2023-502	321	North West Quadrant
<b>2/8/2023</b>				
2/8/2023 11:06:48 AM	2/8/2023 11:49:22 AM	2023-510	321	South West Quadrant
2/8/2023 11:31:14 AM	2/8/2023 11:50:34 AM	2023-511	321	South East Quadrant
2/8/2023 11:38:28 AM	2/8/2023 11:57:15 AM	2023-512	622	South West Quadrant
2/8/2023 11:49:36 AM	2/8/2023 12:06:48 PM	2023-513	321	North East Quadrant
2/8/2023 1:43:01 PM	2/8/2023 1:59:51 PM	2023-515	321	North East Quadrant
2/8/2023 1:56:32 PM	2/8/2023 2:12:07 PM	2023-516	321	North West Quadrant
2/8/2023 4:26:56 PM	2/8/2023 4:45:28 PM	2023-519	321	North East Quadrant
2/8/2023 4:44:58 PM	2/8/2023 5:28:51 PM	2023-520	321	North East Quadrant
2/8/2023 6:48:12 PM	2/8/2023 7:12:57 PM	2023-522	321	North East Quadrant
2/8/2023 7:06:10 PM	2/8/2023 7:30:50 PM	2023-523	321	North East Quadrant
2/8/2023 7:16:35 PM	2/8/2023 7:34:45 PM	2023-524	321	South East Quadrant
<b>2/9/2023</b>				
2/9/2023 10:54:48 AM	2/9/2023 11:07:37 AM	2023-532	321	South East Quadrant
2/9/2023 10:56:50 AM	2/9/2023 11:17:49 AM	2023-533	321	South East Quadrant
2/9/2023 6:47:46 PM	2/9/2023 7:09:43 PM	2023-538	321	South East Quadrant
2/9/2023 6:47:34 PM	2/9/2023 7:06:53 PM	2023-539	321	South West Quadrant
2/9/2023 6:54:37 PM	2/9/2023 7:19:13 PM	2023-540	321	North West Quadrant
2/9/2023 7:46:17 PM	2/9/2023 9:01:59 PM	2023-541	440	South East Quadrant
2/9/2023 8:51:45 PM	2/9/2023 9:12:42 PM	2023-542	321	South West Quadrant
<b>2/11/2023</b>				
2/11/2023 8:40:54 PM	2/11/2023 9:00:18 PM	2023-561	321	South East Quadrant
2/11/2023 8:56:56 PM	2/11/2023 9:11:40 PM	2023-562	321	North West Quadrant
<b>2/12/2023</b>				
2/12/2023 6:18:04 PM	2/12/2023 6:51:09 PM	2023-576	412	South West Quadrant
2/12/2023 6:45:49 PM	2/12/2023 7:06:09 PM	2023-577	321	North East Quadrant

Percentage of incidents overlapping from total incidents in date range for specified station. Compared incident time range as either Alarm to Cancel or Alarm to Clear for incidents that have either Cancel or Clear time recorded. Reviewed calls only. Group by date. Displays date, incident number, incident type (numeric only), zone, and station.

**OVERLAPPING INCIDENT DETAILS**

ALARM	CLEAR/CANCEL	INCIDENT #	INCIDENT TYPE	ZONE
<b>2/13/2023</b>				
2/13/2023 11:31:14 AM	2/13/2023 11:48:21 AM	2023-585	321	North East Quadrant
2/13/2023 11:33:32 AM	2/13/2023 11:54:40 AM	2023-586	321	South West Quadrant
2/13/2023 11:53:33 AM	2/13/2023 1:42:51 PM	2023-587	321	South West Quadrant
2/13/2023 12:09:22 PM	2/13/2023 1:00:58 PM	2023-588	321	North East Quadrant
2/13/2023 12:06:49 PM	2/13/2023 12:49:40 PM	2023-589	746	North West Quadrant
2/13/2023 1:02:19 PM	2/13/2023 1:23:21 PM	2023-590	321	South West Quadrant
2/13/2023 5:26:49 PM	2/13/2023 5:50:50 PM	2023-596	321	South East Quadrant
2/13/2023 5:39:21 PM	2/13/2023 5:42:39 PM	2023-597	611	South West Quadrant
2/13/2023 10:14:08 PM	2/13/2023 10:36:35 PM	2023-600	321	South West Quadrant
2/13/2023 10:19:56 PM	2/13/2023 10:30:05 PM	2023-601	321	North East Quadrant
<b>2/14/2023</b>				
2/14/2023 9:10:14 AM	2/14/2023 9:27:41 AM	2023-605	321	North West Quadrant
2/14/2023 9:11:17 AM	2/14/2023 9:35:24 AM	2023-606	412	South West Quadrant
2/14/2023 11:27:20 AM	2/14/2023 11:43:27 AM	2023-609	321	North West Quadrant
2/14/2023 11:28:28 AM	2/14/2023 11:52:08 AM	2023-610	321	South West Quadrant
2/14/2023 11:40:06 AM	2/14/2023 12:15:08 PM	2023-611	321	North East Quadrant
2/14/2023 11:48:18 AM	2/14/2023 12:10:52 PM	2023-612	321	North West Quadrant
2/14/2023 2:40:17 PM	2/14/2023 2:56:29 PM	2023-615	321	North West Quadrant
2/14/2023 2:47:57 PM	2/14/2023 3:15:24 PM	2023-616	321	North West Quadrant
2/14/2023 5:20:19 PM	2/14/2023 5:54:11 PM	2023-619	321	South West Quadrant
2/14/2023 5:45:22 PM	2/14/2023 6:07:31 PM	2023-620	321	South West Quadrant
2/14/2023 5:56:54 PM	2/14/2023 6:22:08 PM	2023-621	321	North West Quadrant
<b>2/15/2023</b>				
2/15/2023 9:11:42 AM	2/15/2023 9:28:17 AM	2023-628	600	South East Quadrant
2/15/2023 9:16:28 AM	2/15/2023 9:32:41 AM	2023-629	321	North West Quadrant
2/15/2023 9:31:51 AM	2/15/2023 9:49:43 AM	2023-630	321	North East Quadrant
2/15/2023 1:45:03 PM	2/15/2023 2:01:50 PM	2023-632	321	North East Quadrant
2/15/2023 1:45:30 PM	2/15/2023 6:07:00 PM	2023-633	142	North West Quadrant
2/15/2023 1:46:55 PM	2/15/2023 2:09:18 PM	2023-634	321	North West Quadrant
2/15/2023 2:19:48 PM	2/15/2023 3:08:13 PM	2023-635	321	South East Quadrant
2/15/2023 2:11:14 PM	2/15/2023 2:17:45 PM	2023-636	321	North West Quadrant
2/15/2023 5:21:54 PM	2/15/2023 5:46:10 PM	2023-637	321	North East Quadrant
<b>2/16/2023</b>				
2/16/2023 7:22:20 AM	2/16/2023 7:46:08 AM	2023-641	321	North West Quadrant
2/16/2023 7:39:32 AM	2/16/2023 8:08:22 AM	2023-642	321	South East Quadrant
<b>2/18/2023</b>				
2/18/2023 8:04:21 AM	2/18/2023 8:28:41 AM	2023-665	321	North West Quadrant
2/18/2023 8:17:54 AM	2/18/2023 8:44:24 AM	2023-666	321	North West Quadrant
2/18/2023 5:28:04 PM	2/18/2023 5:38:13 PM	2023-673	740	North East Quadrant
2/18/2023 5:31:04 PM	2/18/2023 5:55:12 PM	2023-674	321	North East Quadrant
<b>2/19/2023</b>				
2/19/2023 9:34:23 AM	2/19/2023 10:01:42 AM	2023-681	321	South East Quadrant

Percentage of incidents overlapping from total incidents in date range for specified station. Compared incident time range as either Alarm to Cancel or Alarm to Clear for incidents that have either Cancel or Clear time recorded. Reviewed calls only. Group by date. Displays date, incident number, incident type (numeric only), zone, and station.

**OVERLAPPING INCIDENT DETAILS**

ALARM	CLEAR/CANCEL	INCIDENT #	INCIDENT TYPE	ZONE
2/19/2023 9:43:46 AM	2/19/2023 9:57:55 AM	2023-682	321	North West Quadrant
2/19/2023 2:49:16 PM	2/19/2023 3:13:10 PM	2023-683	321	North West Quadrant
2/19/2023 3:09:14 PM	2/19/2023 4:18:00 PM	2023-684	111	North East Quadrant
2/19/2023 3:11:25 PM	2/19/2023 3:57:46 PM	2023-685	321	North East Quadrant
<b>2/20/2023</b>				
2/20/2023 3:48:01 PM	2/20/2023 4:09:44 PM	2023-695	321	Mutual Aid Given
2/20/2023 3:51:32 PM	2/20/2023 4:12:22 PM	2023-696	321	North East Quadrant
<b>2/21/2023</b>				
2/21/2023 9:33:12 AM	2/21/2023 1:27:22 AM	2023-699	321	North West Quadrant
2/21/2023 2:08:36 AM	2/21/2023 2:27:10 AM	2023-700	321	North West Quadrant
2/21/2023 9:33:12 AM	2/21/2023 9:55:52 AM	2023-701	321	South West Quadrant
<b>2/22/2023</b>				
2/22/2023 7:25:14 AM	2/22/2023 7:43:30 AM	2023-714	322	North West Quadrant
2/22/2023 7:31:52 AM	2/22/2023 7:50:01 AM	2023-715	321	South East Quadrant
2/22/2023 12:41:02 PM	2/22/2023 1:03:59 PM	2023-718	321	North East Quadrant
2/22/2023 12:47:18 PM	2/22/2023 1:08:47 PM	2023-719	321	North West Quadrant
2/22/2023 6:36:01 PM	2/22/2023 7:59:24 PM	2023-723	132	North East Quadrant
2/22/2023 7:47:47 PM	2/22/2023 8:14:30 PM	2023-724	321	North West Quadrant
<b>2/23/2023</b>				
2/23/2023 9:29:09 AM	2/23/2023 9:43:23 AM	2023-729	321	North West Quadrant
2/23/2023 9:32:30 AM	2/23/2023 10:19:17 AM	2023-730	322	South East Quadrant
2/23/2023 11:15:08 PM	2/23/2023 11:44:00 PM	2023-738	321	North West Quadrant
2/23/2023 11:40:03 PM	2/23/2023 11:54:00 PM	2023-739	321	North East Quadrant
<b>2/24/2023</b>				
2/24/2023 12:38:22 PM	2/24/2023 12:53:09 PM	2023-745	321	North East Quadrant
2/24/2023 12:41:07 PM	2/24/2023 12:55:08 PM	2023-746	321	North East Quadrant
2/24/2023 2:16:56 PM	2/24/2023 2:34:50 PM	2023-748	321	North East Quadrant
2/24/2023 2:26:48 PM	2/24/2023 2:45:13 PM	2023-749	321	North East Quadrant
<b>2/25/2023</b>				
2/25/2023 7:41:34 AM	2/25/2023 7:59:10 AM	2023-754	321	South East Quadrant
2/25/2023 7:45:34 AM	2/25/2023 8:13:10 AM	2023-755	321	North West Quadrant
2/25/2023 8:10:28 AM	2/25/2023 8:21:52 AM	2023-756	321	North East Quadrant
2/25/2023 5:39:29 PM	2/25/2023 5:58:18 PM	2023-758	321	North East Quadrant
2/25/2023 5:43:07 PM	2/25/2023 6:28:00 PM	2023-759	321	North East Quadrant
2/25/2023 8:32:55 PM	2/25/2023 8:53:56 PM	2023-761	321	North West Quadrant
2/25/2023 8:38:54 PM	2/25/2023 8:51:59 PM	2023-762	321	North East Quadrant
2/25/2023 8:44:27 PM	2/25/2023 9:06:46 PM	2023-763	321	North West Quadrant
2/25/2023 9:51:28 PM	2/25/2023 10:11:38 PM	2023-764	321	South East Quadrant
2/25/2023 9:59:17 PM	2/25/2023 10:21:42 PM	2023-765	321	North West Quadrant
<b>2/26/2023</b>				
2/26/2023 9:56:21 AM	2/26/2023 10:11:11 AM	2023-767	321	South East Quadrant
2/26/2023 10:06:09 AM	2/26/2023 10:23:53 AM	2023-768	321	North East Quadrant

Percentage of incidents overlapping from total incidents in date range for specified station. Compared incident time range as either Alarm to Cancel or Alarm to Clear for incidents that have either Cancel or Clear time recorded. Reviewed calls only. Group by date. Displays date, incident number, incident type (numeric only), zone, and station.



OVERLAPPING INCIDENT DETAILS				
ALARM	CLEAR/CANCEL	INCIDENT #	INCIDENT TYPE	ZONE
2/26/2023 6:15:22 PM	2/26/2023 6:48:15 PM	2023-770	321	North East Quadrant
2/26/2023 6:24:04 PM	2/26/2023 6:39:59 PM	2023-771	321	South East Quadrant
<b>2/27/2023</b>				
2/27/2023 4:20:08 AM	2/27/2023 4:38:35 AM	2023-773	321	South East Quadrant
2/27/2023 4:20:25 AM	2/27/2023 4:32:24 AM	2023-774	321	North East Quadrant
2/27/2023 12:21:18 PM	2/27/2023 12:45:51 PM	2023-780	321	North West Quadrant
2/27/2023 12:30:22 PM	2/27/2023 12:43:05 PM	2023-781	321	South East Quadrant
2/27/2023 12:34:33 PM	2/27/2023 12:55:17 PM	2023-782	321	North West Quadrant
2/27/2023 12:58:22 PM	2/27/2023 2:07:27 PM	2023-783	321	South East Quadrant
2/27/2023 1:58:50 PM	2/27/2023 2:14:48 PM	2023-784	321	North West Quadrant
2/27/2023 2:02:26 PM	2/27/2023 2:15:10 PM	2023-785	321	North West Quadrant
<b>2/28/2023</b>				
2/28/2023 7:23:52 AM	2/28/2023 7:43:34 AM	2023-794	321	South West Quadrant
2/28/2023 7:27:18 AM	2/28/2023 7:57:22 AM	2023-795	321	North East Quadrant
2/28/2023 7:55:37 AM	2/28/2023 8:04:09 AM	2023-796	321	North East Quadrant
2/28/2023 9:19:53 AM	2/28/2023 9:51:31 AM	2023-798	160	North West Quadrant
2/28/2023 9:47:42 AM	2/28/2023 10:08:14 AM	2023-799	321	North East Quadrant
2/28/2023 10:49:40 AM	2/28/2023 11:11:35 AM	2023-801	321	North East Quadrant
2/28/2023 11:05:10 AM	2/28/2023 11:20:22 AM	2023-802	321	South East Quadrant

Percentage of incidents overlapping from total incidents in date range for specified station. Compared incident time range as either Alarm to Cancel or Alarm to Clear for incidents that have either Cancel or Clear time recorded. Reviewed calls only. Group by date. Displays date, incident number, incident type (numeric only), zone, and station.



# North Ridgeville Fire Department

North Ridgeville, OH

This report was generated on 3/3/2023 8:55:07 AM



## Property Values versus Loss and Save per Incident for Date Range

Start Date: 02/01/2023 | End Date: 02/28/2023

INCIDENT #	PRE-INCIDENT VALUE	LOSSES	SAVED
2023-543	\$190,000.00	\$5,000.00	\$185,000.00
<b>Totals:</b>	<b>\$190,000.00</b>	<b>\$5,000.00</b>	<b>\$185,000.00</b>

Both the PRE-INCIDENT VALUE and LOSSES columns are the summation of the respective Property and Contents fields as recorded on the Basic Info 5 screen of an incident. Only REVIEWED incidents included. EMS incidents excluded.





**EMERGENCY MEDICAL SERVICES DATA**

# Agency Activity Summary

UH - North Ridgeville Fire Dept

Agency: UH - North Ridgeville Fire Dept | Service Date: From 02/01/2023 Through 02/28/2023

**Total Number of ePCRs: 335**

**Total Number of Incidents: 332**

## By Branch

01 Station 1 = 243

02 Station 2 = 92

## Billing Disposition

	#	%		#	%
Treated/Transported	236	70.4%	Dead Prior To Arrival	2	0.6%
Treated / Transferred Care	1	0.3%	Dead After Arrival	1	0.3%
Treated/No Transport (AMA)	26	7.8%	Treat/Transported by Private Veh.	N/A	N/A
Treated / No Transport (Per Protocol)	22	6.6%	Assist	7	2.1%
Transported / Refused Care	N/A	N/A	Other	3	0.9%
No Transport / Refused Care	31	9.3%	No Patient Found	2	0.6%
Cancelled	4	1.2%			
Left Blank	N/A	N/A			

## Unit Disposition

Description	#	%
Cancelled Prior to Arrival at Scene	3	0.9%
No Patient Contact	1	0.3%
No Patient Found	2	0.6%
Non-Patient Incident (Not Otherwise Listed)	7	2.1%
Patient Contact Made	322	96.1%
Left Blank	0	0.0%
<b>Total</b>	<b>335</b>	<b>100.0%</b>

## Patient Evaluation/Care Disposition

Description	#	%
Not Applicable	13	3.9%
Patient Evaluated and Care Provided	287	85.7%
Patient Evaluated, No Care Required	4	1.2%
Patient Refused Evaluation/Care	31	9.3%
Left Blank	0	0.0%
<b>Total</b>	<b>335</b>	<b>100.0%</b>

## Crew Disposition

Description	#	%
Back in Service, Care/Support Services Refused	31	9.3%
Back in Service, No Care/Support Services Required	17	5.1%
Initiated Primary Care and Transferred to Another EMS	1	0.3%
Crew		
Initiated and Continued Primary Care	286	85.4%
Left Blank	0	0.0%
<b>Total</b>	<b>335</b>	<b>100.0%</b>

## Transport Disposition

Description	#	%
No Transport	59	17.6%
Not Applicable	13	3.9%
Patient Refused Transport	26	7.8%
Transport by Another EMS Unit	1	0.3%
Transport by This EMS Unit (This Crew Only)	236	70.4%
Left Blank	0	0.0%
<b>Total</b>	<b>335</b>	<b>100.0%</b>

## Run Type

	#	%		#	%
Emergency Runs	335	100.0%	Non-Emergency Runs	N/A	N/A

Stand By	N/A	N/A	Stand By	N/A	N/A
Mutual Aid	2	0.6%	Mutual Aid	N/A	N/A
Interfacility	N/A	N/A	Interfacility	N/A	N/A
Intercept	N/A	N/A	Intercept	N/A	N/A

<b>Emergency Runs (Scheduled)</b>	N/A	N/A	<b>Non-Emergency Runs (Scheduled)</b>	N/A	N/A
Stand By	N/A	N/A	Stand By	N/A	N/A
Mutual Aid	N/A	N/A	Mutual Aid	N/A	N/A
Interfacility	N/A	N/A	Interfacility	N/A	N/A
Intercept	N/A	N/A	Intercept	N/A	N/A

Emergency Type Left Blank: 0

### Runs by Unit

Unit	Total Runs	Treat/Transp	Treat/Transfer	Treat/No Transp(AMA)	Treat/No Transp(PP)	Transp/Ref. Care	Cancelled	Dead Prior Arr	Dead After Arr	T/T Priv Veh	No Trans/Ref. Care	Assist	Other	No Pat. Found
NRM25	127	90	0	9	8	0	2	1	0	0	9	6	0	2
NRM26	84	63	0	7	4	0	1	0	0	0	6	1	2	0
NRM28	123	83	1	10	10	0	1	1	1	0	15	0	1	0
NRT23	1	0	0	0	0	0	0	0	0	0	1	0	0	0
<b>Total</b>	<b>335</b>	<b>236</b>	<b>1</b>	<b>26</b>	<b>22</b>	<b>0</b>	<b>4</b>	<b>2</b>	<b>1</b>	<b>0</b>	<b>31</b>	<b>7</b>	<b>3</b>	<b>2</b>

### Runs by Service Level

Dispatched Service Level	#	%	Recommended Service Level	#	%
BLS	335	100.0%	BLS	121	36.1%
ALS	N/A	N/A	ALS1	204	60.9%
SCT	N/A	N/A	ALS2	10	3.0%
			SCT	N/A	N/A
			Rotary Wing	N/A	N/A
			Fixed Wing	N/A	N/A

### Runs by Insurance Type with Service Level (Multiple insurance types may have

been marked on a run)

Type	BLS	%	ALS1	%	ALS2	%	SCT	%Rotary Wing	%Fixed Wing	%	Total	%
None	121	36.1%	204	60.9%	10	3.0%	N/A	N/A	N/A	N/A	335	100.0%

### Runs by Primary PI

Description	#	%
ABNORMAL LABS	6	1.8%
ALCOHOL ABUSE WITH INTOXICATION	2	0.6%
Abdominal Pain	18	5.4%
Airway Obstruction	2	0.6%
Allergic Reaction	1	0.3%
Alt. Level Conscious	10	3.0%
Anxiety	4	1.2%
Asthma Symptoms	1	0.3%
Back Pain (No Trauma)	8	2.4%
Behavioral Disorder	4	1.2%
COVID-19 (SUSPECTED)	1	0.3%
CVA/Stroke	6	1.8%
Cardiac Arrest	3	0.9%
Cardiac Symptoms	7	2.1%
Chest Pain	14	4.2%
Dehydration Symp.	3	0.9%
Depression (acute)	3	0.9%
Diabetic Symptoms	2	0.6%
Dizziness	7	2.1%
Dyspnea-SOB	23	6.9%
Eye Symp.(no trauma)	1	0.3%
FREQUENT FALLS	16	4.8%



Flu Symptoms	1	0.3%
GI -Bleed	2	0.6%
GI -Diarrhea	1	0.3%
GOUT FLARE UP	1	0.3%
Hemorrhage-(severe medical)	1	0.3%
Hypertension	5	1.5%
Hypothermia	1	0.3%
MEDICAL DEVICE FAILURE	4	1.2%
MINOR / GENERAL INJURY	14	4.2%
Medication Reaction	2	0.6%
Monitoring Required	11	3.3%
NON-TRAUMATIC ARM PAIN	2	0.6%
NON-TRAUMATIC LEG PAIN	6	1.8%
No Medical Problem	31	9.3%
OD - SUSPECTED OPIOID	1	0.3%
OVERDOSE - INTENTIONAL		
Obvious Death	1	0.3%
Pneumonia Symptoms	1	0.3%
Positioning Required	1	0.3%
Psychiatric Emerg.	6	1.8%
Pulmonary Edema	1	0.3%
SEPSIS	3	0.9%
SUICIDE ATTEMPT	1	0.3%
Seizure	5	1.5%
Sore Throat	1	0.3%
Syncope/Fainting	8	2.4%
Trauma Injury	11	3.3%
Unconscious	1	0.3%
Unknown Medical	7	2.1%
Urination Problem	3	0.9%
Vomiting	1	0.3%
Weakness	24	7.2%
<i>Left Blank</i>	35	10.4%
<i>Total</i>	335	100.0%

## Runs by Dispatch (EMD) Code

Description	#	%
01A01 Abdominal Pain	14	4.2%
02B01 Allergies/Envenomations	2	0.6%
04B03 Assault/Sexual Assault	3	0.9%
05A01 Back Pain (Non-traumatic)	7	2.1%
06E01 Breathing Problems	36	10.7%
07B02 Burns/Explosions	1	0.3%
08D06 Carbon Monoxide/Inhalation	1	0.3%
09E02 Cardiac or Respiratory Arrest/Death	5	1.5%
10D01 Chest Pain/ Chest Discomfort	17	5.1%
11E01 Choking	3	0.9%
12C01 Convulsions/Seizures	6	1.8%
16B01 Eye Problem/Injuries	1	0.3%
17B03 Falls	75	22.4%
18B01 Headache	1	0.3%
21B01 Hemorrhage/Laceration	1	0.3%
23C07 Overdose/Poisoning	2	0.6%
25B06 Psychiatric/Abnormal Behavior/Suicide Attempt	14	4.2%
26B01 Sick Person (Specific Diagnosis)	70	20.9%
28C12 Stroke (CVA/TIA)	7	2.1%
29B05 Traffic/Transportation Incident	13	3.9%
30B01 Traumatic Injuries	3	0.9%
31C01 Unconscious/Fainting	8	2.4%
32B01 Unknown Problem	31	9.3%
32B02 Medical Alarm	1	0.3%
37A01 Other / Public Assist	13	3.9%
Left Blank	0	0.0%
<hr/> Total	335	100.0%

**Transport From (Category)**

	<u>#</u>	<u>%</u>
--Left Blank--	335	100.0%
<hr/>		
Total	335	100.0%

**Transport From (Facility)**

	<u>#</u>	<u>%</u>
--Left Blank--	335	100.0%
<hr/>		
Total	335	100.0%

**Transport To (Destination Facility)**

	<u>#</u>	<u>%</u>
UH - ST JOHN MEDICAL CENTER	116	34.6%
--Left Blank--	99	29.6%
Avon Richard E. Jacobs Health Center	66	19.7%
UH - ELYRIA MEDICAL CENTER	52	15.5%
Southwest General Health Center	1	0.3%
Mercy Regional Medical Center	1	0.3%
<hr/>		
Total	335	100.0%



# NORTH RIDGEVILLE FIRE DEPARTMENT



## *Fire Prevention Inspection Report February 2023*

*Submitted By:  
Assistant Chief Mike Uhnak, EMT-P, FO2, FI*

# North Ridgeville Fire Department

North Ridgeville, OH

This report was generated on 3/3/2023 8:57:24 AM



## Completed Inspections per Zone for Date Range

Start Date: 02/01/2023 | End Date: 02/28/2023

ZONE	ID	OCCUPANCY	ADDRESS	INSPECTED
<b>Zone 1- NW - Zone 1- North West Quadrant</b>				
		Foster/Adoption Inspection	7000 Ranger WAY	02/01/2023
		My Wood Loft	39097 Center Ridge	02/02/2023
		Dayton Freight	38686 Taylor PKY	02/02/2023
		Lake Ridge Academy	37501 Center Ridge RD	02/03/2023
	Sugar Ridge Storage 1	Sugar Ridge Storage	36964 Sugar Ridge RD	02/07/2023
	Sugar Ridge Storage 3	For Pets Sake	36954 Sugar Ridge RD	02/07/2023
		Broadway Auto Sales & Repair	38790 Center Ridge RD	02/09/2023
		Old Town Hall Theater/Museum	36119 Center Ridge	02/13/2023
		Old Town Hall Theater/Museum	36119 Center Ridge	02/15/2023
		Old Town Hall Theater/Museum	36119 Center Ridge	02/17/2023
		Old Town Hall Theater/Museum	36119 Center Ridge	02/17/2023
		Dayton Freight	38686 Taylor PKY	02/21/2023
		Foster/Adoption Inspection	7000 Ranger WAY	02/22/2023
		Riddell	7501 Performance Lane LN	02/22/2023
	Sugar Ridge Storage 2	Mr Level Concrete Leveling	36954 Sugar Ridge RD	02/23/2023
		O'Neill Health Care Facility	38600 Center Ridge RD	02/28/2023
<b>Zone 2- NE - Zone 2- North East Quadrant</b>				
		2B Clean Auto Detailing	32325 Cook RD	02/01/2023
		Lone Tree Tavern	33009 Lorain RD #Suite 2	02/01/2023
		Lone Tree Tavern	33009 Lorain RD #Suite 2	02/01/2023
	Mills Creek Plaza 10	Child time Learning Center	33169 Center Ridge RD	02/01/2023
	Thaker A2	Royal Smokes	35100 Center Ridge RD	02/02/2023
	Thaker F	Nitin Thaker Building Owner (Main)	35126 Center Ridge	02/02/2023
		Rudolph Libbie Group	4937 Mills Industrial PKY	02/03/2023
		North Ridgeville Police Department	7070 Ranger WAY	02/07/2023
		Chipotle	34800 Center Ridge RD	02/08/2023
		North Ridgeville Police Department	7070 Ranger WAY	02/09/2023
	Rini's Plaza 3	RE/MAX	34313 Center Ridge RD	02/09/2023
		Wendy's 03644	34323 Center Ridge	02/10/2023
		Wendy's 03644	34323 Center Ridge	02/10/2023
	Rini's Plaza 2	Giant Eagle #0199	34325 Center Ridge RD	02/10/2023
	Rini's Plaza 2	Giant Eagle #0199	34325 Center Ridge RD	02/10/2023
	Rini's Plaza 3	RE/MAX	34313 Center Ridge RD	02/10/2023
	Winkel A	Between The Bun Bar and Grille	34445 Center Ridge RD	02/10/2023



ZONE	ID	OCCUPANCY	ADDRESS	INSPECTED
	Ridgeville Center 6	ALDI	35111 Center Ridge RD	02/13/2023
		North Ridgeville Fire Station 1	7000 Ranger WAY	02/15/2023
		Gateway Community Church	5400 Lear Nagle RD	02/15/2023
		Gateway Community Church	5400 Lear Nagle RD	02/15/2023
	Ridgeville Center 6	ALDI	35111 Center Ridge RD	02/16/2023
	Rini's Plaza 3	RE/MAX	34313 Center Ridge RD	02/17/2023
	Rini's Plaza 3	RE/MAX	34313 Center Ridge RD	02/17/2023
		OSIBAS, LTD. (Old Fields Sweet School)	8540 Root RD	02/21/2023
		North Ridge Apartments	35900 Westminister AVE	02/22/2023
		North Ridge Apartments	35900 Westminister AVE	02/22/2023
		Mr. Level	32255 Center Ridge RD	02/23/2023
	Ridgeville Center 4	Cleveland Clinic North Ridgeville Medical Office	35105 Center Ridge RD	02/23/2023
	Ridgeville Center 2	Maing Wok	35085 Center Ridge	02/23/2023
		Liberty Elementary	5700 Jaycox RD	02/27/2023
		Mr. Level	32255 Center Ridge RD	02/27/2023
		North Ridgeville Academic Center	34620 Bainbridge RD	02/28/2023
<b>Zone 3- SW - Zone 3- South West Quadrant</b>				
		Sugar Ridge Baptist Church	36600 Sugar Creek LN	02/06/2023
		Kalt Manufacturing	36700 Sugar Ridge RD	02/06/2023
		Richard's Tree & Crane Service	37200 Sugar Ridge RD	02/06/2023
	Kaizan Global 2	B3 Fulfillment Shipping	37160 Sugar Ridge RD	02/06/2023
	Kaizan Global 3	B3 Fulfillment Storage	37150 Sugar Ridge RD	02/06/2023
	Kaizan Global 1	Kaizan Global	37140 Sugar Ridge	02/06/2023
		Fate Industries	36682 Sugar Ridge RD	02/06/2023
		Homenik Door	36690 Sugar Ridge RD	02/07/2023
		Gorski Welding	37190 Sugar Ridge RD	02/07/2023
		Cronite-Group	37162 Sugar Ridge RD	02/07/2023
	Sugar Ridge Storage 4	DSC Painting	36954 Sugar Ridge RD	02/07/2023
		Frito-Lay	38819 Taylor Industrial PKY	02/09/2023
		Alanod Westlake Metal Industries	36696 Sugar Ridge RD	02/09/2023
		Alanod Westlake Metal Industries	36696 Sugar Ridge RD	02/27/2023
<b>Zone 4- SE - Zone 4- South East Quadrant</b>				
		Danbury Senior Living	33770 Bagley RD	02/08/2023
		Culver's Restaurant	32626 Lorain RD	02/08/2023
		Culver's Restaurant	32626 Lorain RD	02/21/2023
		University Hospitals North Ridgeville	32800 Lorain RD	02/28/2023



# North Ridgeville Fire Department

North Ridgeville, OH

This report was generated on 3/3/2023 8:57:44 AM



## Count of Occupancies Inspected per Occupancy Type per Inspection Type for Date Range

Start Date: 02/01/2023 | End Date: 02/28/2023

OCCUPANCY	COUNT
<b>INSPECTION TYPE: Annual</b>	
Animal Hospital, Clinic, Kennel or Pound	1
Apartment Complex	1
Assembly	1
Assisted Living	1
Church/Places of Worship	2
Gas/Service Station	1
General Business/Merchandise	5
Health Clinic/Hemodialysis Center	1
Industrial /Manufacturing Facility	4
Nursing Home	1
Restaurant	3
Storage/Warehouse Facility	8
<b>INSPECTION TYPE: Complaint</b>	
General Business/Merchandise	2
<b>INSPECTION TYPE: Final Occupancy Inspection Acceptance Test</b>	
General Business/Merchandise	2
<b>INSPECTION TYPE: Fire Alarm System Test- Annual</b>	
Church/Places of Worship	1
Day Care	1
<b>INSPECTION TYPE: Fire Safety During Construction</b>	
Police Station	1
<b>INSPECTION TYPE: Home Inspection</b>	
Residential	2
<b>INSPECTION TYPE: Hood and Duct Inspection</b>	
Restaurant	1
<b>INSPECTION TYPE: Investigation of an emergency incident</b>	
General Business/Merchandise	1
Multi-Educational campus	1
<b>INSPECTION TYPE: Plan Review</b>	
Assembly	2
Elementary School	2
Gas/Service Station	1
Industrial /Manufacturing Facility	4
Medical/Dental/Clinic Facility	1
Middle School	1

Locked inspections only.



OCCUPANCY	COUNT
Police Station	1
Restaurant	1
<b>INSPECTION TYPE: Pre Inspection Meeting</b>	
Assembly	1
<b>INSPECTION TYPE: Reinspection</b>	
Assembly	2
General Business/Merchandise	1
<b>INSPECTION TYPE: Sprinkler System Acceptance Test</b>	
General Business/Merchandise	2
<b>INSPECTION TYPE: Sprinkler System Install Spot Inspection</b>	
General Business/Merchandise	1
<b>INSPECTION TYPE: Sprinkler System Test-Annual</b>	
Apartment Complex	1
Industrial /Manufacturing Facility	1
<b>INSPECTION TYPE: Wet Chemical Sprinkler System Semi-Annual Test</b>	
Fire Station	1
General Business/Merchandise	1
Restaurant	2
<b>Total # of Inspections:</b>	<b>67</b>

Locked inspections only.





# North Ridgeville Fire Department

North Ridgeville, OH

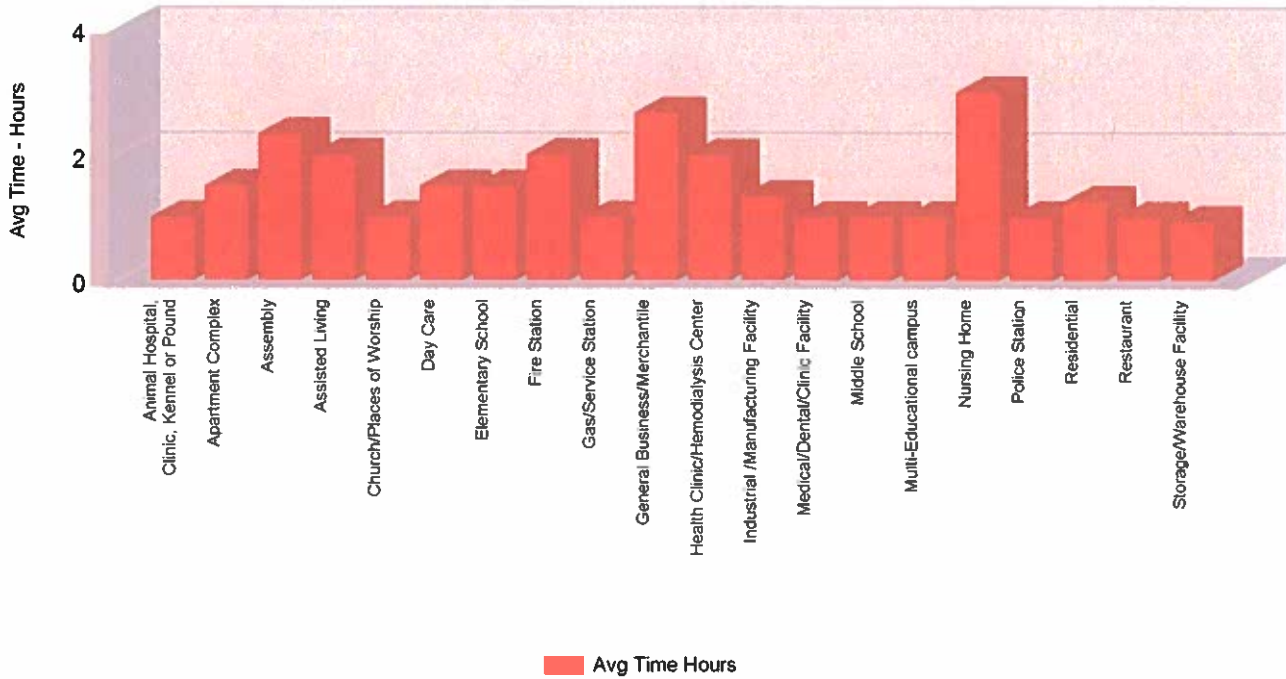
This report was generated on 3/3/2023 8:58:04 AM



## Average Inspection Time per Occupancy Type for Date Range

Start Date: 02/01/2023 | End Date: 02/28/2023

Average Inspections Time for Occupancy Type



OCCUPANCY TYPE	AVERAGE TIME (minutes)
Animal Hospital, Clinic, Kennel or Pound	1:00:00
Apartment Complex	1:30:00
Assembly	2:20:00
Assisted Living	2:00:00
Church/Places of Worship	1:00:00
Day Care	1:30:00
Elementary School	1:30:00
Fire Station	2:00:00
Gas/Service Station	1:00:00
General Business/Merchantile	2:40:00
Health Clinic/Hemodialysis Center	2:00:00
Industrial /Manufacturing Facility	1:20:00
Medical/Dental/Clinic Facility	1:00:00
Middle School	1:00:00
Multi-Educational campus	1:00:00
Nursing Home	3:00:00
Police Station	1:00:00

Only inspections with TIME IN and TIME OUT information provided are included in the INSPECTION TIME calculations.



OCCUPANCY TYPE	AVERAGE TIME (minutes)
Residential	1:15:00
Restaurant	1:00:00
Storage/Warehouse Facility	0:56:15

Only inspections with TIME IN and TIME OUT information provided are included in the INSPECTION TIME calculations.



# North Ridgeville Fire Department

North Ridgeville, OH

This report was generated on 3/3/2023 8:58:33 AM



## Daily Log Items per Personnel for Activity Code for Personnel

Activity Codes: All Activity Codes | Personnel: Uhnak, Michael | Start Time: 00:00 | End Time: 23:00 | Start Date: 02/01/2023 | End Date: 02/28/2023

START	END	LOG TYPE	APPARATUS	NOTES	HOURS
Uhnak, Michael					
02/01/2023 08:00:00	02/01/2023 09:00:00	INSPECTION		An inspection was completed for Lone Tree Tavern by Uhnak, Michael	1.00
02/01/2023 09:00:00	02/01/2023 10:00:00	INSPECTION		An inspection was completed for Lone Tree Tavern by Uhnak, Michael	1.00
02/01/2023 10:00:00	02/01/2023 11:00:00	INSPECTION		An inspection was completed for 2B Clean Auto Detailing by Uhnak, Michael	1.00
02/01/2023 11:00:00	02/01/2023 12:00:00	DAYBOOK			1.00
02/01/2023 12:00:00	02/01/2023 13:00:00	DAYBOOK			1.00
02/01/2023 13:00:00	02/01/2023 14:30:00	INSPECTION		An inspection was completed for Foster/Adoption Inspection by Uhnak, Michael	1.50
02/01/2023 14:30:00	02/01/2023 16:00:00	INSPECTION		An inspection was completed for Child time Learning Center by Uhnak, Michael	1.50
02/02/2023 08:00:00	02/02/2023 10:00:00	DAYBOOK		Chief Officer Meeting	2.00
02/02/2023 09:00:00	02/02/2023 11:00:00	INSPECTION		An inspection was completed for Dayton Freight by Uhnak, Michael	2.00
02/02/2023 11:00:00	02/02/2023 12:30:00	INSPECTION		An inspection was completed for My Wood Loft by Uhnak, Michael	1.50
02/02/2023 12:30:00	02/02/2023 13:30:00	DAYBOOK			1.00
02/02/2023 13:30:00	02/02/2023 14:30:00	INSPECTION		An inspection was completed for Royal Smokes by Uhnak, Michael	1.00
02/02/2023 14:30:00	02/03/2023 15:30:00	INSPECTION		An inspection was completed for Nalin Thaker Building Owner (Main) by Uhnak, Michael	25.00
02/02/2023 15:30:00	02/02/2023 16:00:00	DAYBOOK			0.50
02/03/2023 08:00:00	02/03/2023 09:00:00	DAYBOOK			1.00
02/03/2023 09:00:00	02/03/2023 11:00:00	DAYBOOK		Meeting with the union committee.	2.00
02/03/2023 11:00:00	02/03/2023 12:00:00	INSPECTION		An inspection was completed for Rudolph Libbie Group by Uhnak, Michael	1.00
02/03/2023 12:00:00	02/03/2023 13:00:00	DAYBOOK			1.00
02/03/2023 13:00:00	02/03/2023 14:00:00	DAYBOOK		Reports: Thaker Reinspection Royal Smokes New Business Dayton Freight Plan Review	1.00
02/03/2023 14:00:00	02/03/2023 15:00:00	INSPECTION		An inspection was completed for Lake Ridge Academy by Uhnak, Michael	1.00
02/03/2023 15:00:00	02/03/2023 16:00:00	DAYBOOK		Scheduling: Alonad Metals Annual Universal Accessories.	1.00
02/06/2023 08:00:00	02/06/2023 09:00:00	DAYBOOK			1.00
02/06/2023 09:00:00	02/06/2023 10:00:00	INSPECTION		An inspection was completed for Sugar Ridge Baptist Church by Uhnak, Michael	1.00
02/06/2023 10:00:00	02/06/2023 11:00:00	INSPECTION		An inspection was completed for Kalt Manufacturing by Uhnak, Michael	1.00
02/06/2023 11:00:00	02/06/2023 12:00:00	INSPECTION		An inspection was completed for Richard's Tree & Crane Services by Uhnak, Michael	1.00
02/06/2023 11:00:00	02/06/2023 12:00:00	INSPECTION		An inspection was completed for B3 Fulfillment Shipping by Uhnak, Michael	1.00
02/06/2023 12:00:00	02/06/2023 13:00:00	INSPECTION		An inspection was completed for B3 Fulfillment Storage by Uhnak, Michael	1.00
02/06/2023 13:00:00	02/06/2023 14:00:00	INSPECTION		An inspection was completed for Kaizan Global by Uhnak, Michael	1.00
02/06/2023 14:00:00	02/06/2023 15:00:00	INSPECTION		An inspection was completed for Fate Industries by Uhnak, Michael	1.00
02/06/2023 15:00:00	02/06/2023 16:00:00	DAYBOOK			1.00
02/07/2023 08:00:00	02/07/2023 09:00:00	DAYBOOK			1.00

Lists the Daily Log items, grouped by Personnel, corresponding to the selected Activity Code and Personnel.



START	END	LOG TYPE	APPARATUS	NOTES	HOURS
02/07/2023 09:00:00	02/07/2023 10:00:00	INSPECTION		An inspection was completed for Homenik Door by Uhnak, Michael	1.00
02/07/2023 10:00:00	02/07/2023 10:30:00	INSPECTION		An inspection was completed for Gorski Welding by Uhnak, Michael	0.50
02/07/2023 10:30:00	02/07/2023 11:00:00	INSPECTION		An inspection was completed for Cronite-Group by Uhnak, Michael	0.50
02/07/2023 11:00:00	02/07/2023 12:00:00	INSPECTION		An inspection was completed for Sugar Ridge Storage by Uhnak, Michael	1.00
02/07/2023 12:00:00	02/07/2023 13:00:00	INSPECTION		An inspection was completed for For Pets Sake by Uhnak, Michael	1.00
02/07/2023 13:00:00	02/07/2023 14:00:00	INSPECTION		An inspection was completed for DSC Painting by Uhnak, Michael	1.00
02/07/2023 14:00:00	02/07/2023 15:00:00	INSPECTION		An inspection was completed for North Ridgeville Police Department by Uhnak, Michael	1.00
02/07/2023 15:00:00	02/07/2023 16:00:00	DAYBOOK			1.00
02/08/2023 08:00:00	02/08/2023 09:00:00	DAYBOOK			1.00
02/08/2023 09:00:00	02/08/2023 10:00:00	INSPECTION		An inspection was completed for Culver's Restaurant by Uhnak, Michael	1.00
02/08/2023 10:00:00	02/08/2023 11:00:00	INSPECTION		An inspection was completed for Chipotle by Uhnak, Michael	1.00
02/08/2023 11:00:00	02/08/2023 12:00:00	DAYBOOK		Meeting with Chief	1.00
02/08/2023 12:00:00	02/08/2023 13:00:00	DAYBOOK			1.00
02/08/2023 13:00:00	02/08/2023 15:00:00	INSPECTION		An inspection was completed for Danbury Senior Living by Uhnak, Michael	2.00
02/08/2023 15:00:00	02/08/2023 16:00:00	DAYBOOK		Report: Danbury Annual Chipotle Plan Review	1.00
02/09/2023 08:00:00	02/09/2023 09:00:00	DAYBOOK			1.00
02/09/2023 09:00:00	02/09/2023 10:00:00	INSPECTION		An inspection was completed for Frito-Lay by Uhnak, Michael	1.00
02/09/2023 10:00:00	02/09/2023 11:00:00	INSPECTION		An inspection was completed for North Ridgeville Police Department by Uhnak, Michael	1.00
02/09/2023 11:00:00	02/09/2023 12:00:00	INSPECTION		An inspection was completed for RE/MAX by Uhnak, Michael	1.00
02/09/2023 12:00:00	02/09/2023 13:00:00	DAYBOOK			1.00
02/09/2023 13:00:00	02/09/2023 14:30:00	INSPECTION		An inspection was completed for Alanod Westlake Metal Industries by Uhnak, Michael	1.50
02/09/2023 14:30:00	02/09/2023 15:30:00	INSPECTION		An inspection was completed for Broadway Auto Sales & Repair by Uhnak, Michael	1.00
02/09/2023 15:30:00	02/09/2023 16:00:00	DAYBOOK		Reports: Alanod Metals Annual Broadway Auto Food Truck Frito-Lay Annual	0.50
02/10/2023 08:00:00	02/10/2023 09:00:00	INSPECTION		An inspection was completed for Giant Eagle #0199 by Uhnak, Michael	1.00
02/10/2023 09:00:00	02/10/2023 10:00:00	INSPECTION		An inspection was completed for Giant Eagle #0199 by Uhnak, Michael	1.00
02/10/2023 10:00:00	02/10/2023 11:00:00	INSPECTION		An inspection was completed for Wendy's 03644 by Uhnak, Michael	1.00
02/10/2023 11:00:00	02/10/2023 12:00:00	INSPECTION		An inspection was completed for Wendy's 03644 by Uhnak, Michael	1.00
02/10/2023 12:00:00	02/10/2023 13:00:00	DAYBOOK			1.00
02/10/2023 13:00:00	02/10/2023 14:00:00	INSPECTION		An inspection was completed for Between The Bun Bar and Grille by Uhnak, Michael	1.00
02/10/2023 14:00:00	02/10/2023 15:30:00	INSPECTION		An inspection was completed for RE/MAX by Uhnak, Michael	1.50
02/10/2023 15:30:00	02/10/2023 16:00:00	DAYBOOK		Reports: Wendy's Annual Giant Eagle Hood Re/Max Sprinkler System	0.50
02/13/2023 08:00:00	02/13/2023 09:00:00	DAYBOOK			1.00
02/13/2023 09:00:00	02/13/2023 11:00:00	DAYBOOK		EMS Con Ed	2.00
02/13/2023 11:00:00	02/13/2023 12:00:00	INSPECTION		An inspection was completed for ALDI by Uhnak, Michael	1.00
02/13/2023 12:00:00	02/13/2023 13:00:00	DAYBOOK			1.00
02/13/2023 13:00:00	02/13/2023 16:00:00	INSPECTION		An inspection was completed for Old Town Hall Theater/Museum by Uhnak, Michael	3.00
02/15/2023 08:00:00	02/15/2023 09:00:00	DAYBOOK			1.00
02/15/2023 09:00:00	02/15/2023 13:00:00	INSPECTION		An inspection was completed for Old Town Hall Theater/Museum by Uhnak, Michael	4.00

Lists the Daily Log items, grouped by Personnel, corresponding to the selected Activity Code and Personnel.

02/15/2023 11:00:00	02/15/2023 12:00:00	INSPECTION	An inspection was completed for Gateway Community Church by Uhnak, Michael	1.00
02/15/2023 12:00:00	02/15/2023 13:00:00	DAYBOOK		1.00
02/15/2023 13:00:00	02/15/2023 15:00:00	INSPECTION	An inspection was completed for North Ridgeville Fire Station 1 by Uhnak, Michael	2.00
02/15/2023 15:00:00	02/15/2023 16:00:00	INSPECTION	An inspection was completed for Gateway Community Church by Uhnak, Michael	1.00
02/16/2023 08:00:00	02/16/2023 09:00:00	DAYBOOK		1.00
02/16/2023 09:00:00	02/16/2023 12:00:00	DAYBOOK	Reports: Old Town Hall Inspections Aldi Complaint NRFD Hood	3.00
02/16/2023 12:00:00	02/16/2023 13:00:00	DAYBOOK		1.00
02/16/2023 13:00:00	02/16/2023 14:00:00	INSPECTION	An inspection was completed for ALDI by Uhnak, Michael	1.00
02/17/2023 08:00:00	02/17/2023 09:00:00	DAYBOOK		1.00
02/17/2023 09:00:00	02/17/2023 10:00:00	INSPECTION	An inspection was completed for REMAX by Uhnak, Michael	1.00
02/17/2023 10:00:00	02/17/2023 11:00:00	INSPECTION	An inspection was completed for REMAX by Uhnak, Michael	1.00
02/17/2023 11:00:00	02/17/2023 13:00:00	INSPECTION	An inspection was completed for Old Town Hall Theater/Museum by Uhnak, Michael	2.00
02/17/2023 13:00:00	02/17/2023 15:00:00	INSPECTION	An inspection was completed for Old Town Hall Theater/Museum by Uhnak, Michael	2.00
02/17/2023 15:00:00	02/17/2023 16:00:00	DAYBOOK	Preplan: Old Town Hall	1.00
02/21/2023 08:00:00	02/21/2023 09:00:00	DAYBOOK		1.00
02/21/2023 09:00:00	02/21/2023 11:00:00	INSPECTION	An inspection was completed for Dayton Freight by Uhnak, Michael	2.00
02/21/2023 11:00:00	02/21/2023 12:00:00	DAYBOOK		1.00
02/21/2023 12:00:00	02/21/2023 14:00:00	INSPECTION	An inspection was completed for OSIBAS, LTD. (Old Fields Sweet School) by Uhnak, Michael	2.00
02/21/2023 14:00:00	02/21/2023 16:00:00	INSPECTION	An inspection was completed for Culver's Restaurant by Uhnak, Michael	2.00
02/22/2023 08:00:00	02/22/2023 10:00:00	INSPECTION	An inspection was completed for Riddell by Uhnak, Michael	2.00
02/22/2023 11:00:00	02/22/2023 12:00:00	DAYBOOK		1.00
02/22/2023 12:00:00	02/22/2023 13:00:00	INSPECTION	An inspection was completed for North Ridge Apartments by Uhnak, Michael	1.00
02/22/2023 13:00:00	02/22/2023 15:00:00	INSPECTION	An inspection was completed for North Ridge Apartments by Uhnak, Michael	2.00
02/22/2023 15:00:00	02/22/2023 16:00:00	INSPECTION	An inspection was completed for Foster/Adoption Inspection by Uhnak, Michael	1.00
02/23/2023 08:00:00	02/23/2023 09:00:00	DAYBOOK		1.00
02/23/2023 09:00:00	02/23/2023 10:00:00	INSPECTION	An inspection was completed for Mr Level Concrete Leveling by Uhnak, Michael	1.00
02/23/2023 10:00:00	02/23/2023 11:00:00	INSPECTION	An inspection was completed for Mr. Level by Uhnak, Michael	1.00
02/23/2023 11:00:00	02/23/2023 12:00:00	INSPECTION	An inspection was completed for Cleveland Clinic North Ridgeville Medical Office by Uhnak, Michael	1.00
02/23/2023 12:00:00	02/23/2023 13:00:00	INSPECTION	An inspection was completed for Maing Wok by Uhnak, Michael	1.00
02/23/2023 13:00:00	02/23/2023 19:30:00	INSPECTION	An inspection was completed for Between The Bun Bar and Grille by Uhnak, Michael	6.50
02/23/2023 14:30:00	02/23/2023 16:00:00	DAYBOOK	Planning meeting with Cleveland United Soccer Club with regards to adding turf fields to the Begley Rd property.	1.50
02/25/2023 08:00:00	02/25/2023 18:00:00	DAYBOOK	Ashland Arson Seminar	10.00
02/26/2023 08:00:00	02/26/2023 18:00:00	DAYBOOK	Ashland Arson Seminar	10.00
02/27/2023 08:00:00	02/27/2023 09:00:00	DAYBOOK		1.00
02/27/2023 09:00:00	02/27/2023 10:00:00	INSPECTION	An inspection was completed for Alanod Westlake Metal Industries by Uhnak, Michael	1.00
02/27/2023 10:00:00	02/27/2023 11:00:00	INSPECTION	An inspection was completed for Liberty Elementary by Uhnak, Michael	1.00
02/27/2023 12:00:00	02/27/2023 13:00:00	DAYBOOK		1.00
02/28/2023 08:00:00	02/28/2023 09:00:00	DAYBOOK		1.00
02/28/2023 09:00:00	02/28/2023 12:00:00	INSPECTION	An inspection was completed for O'Neill Health Care Facility by Uhnak, Michael	3.00
02/28/2023 12:00:00	02/28/2023 13:00:00	DAYBOOK		1.00
02/28/2023 13:00:00	02/28/2023 15:00:00	INSPECTION	An inspection was completed for University Hospitals North Ridgeville by Uhnak, Michael	2.00
02/28/2023 15:00:00	02/28/2023 16:00:00	INSPECTION	An inspection was completed for North Ridgeville Academic Center by Uhnak, Michael	1.00

Lists the Daily Log items, grouped by Personnel, corresponding to the selected Activity Code and Personnel.



START	END	LOG TYPE	APPARATUS	NOTES	HOURS
Total Hours for: Uhnak, Michael					182.00
Total of all Personnel Hours					182.00

Lists the Daily Log items, grouped by Personnel, corresponding to the selected Activity Code and Personnel.

