

NORTH RIDGEVILLE FIRE DEPARTMENT

January 2023

MONTHLY REPORT



Chief John C. Reese, EFO

North Ridgeville Fire Department

North Ridgeville, OH

This report was generated on 2/1/2023 10:04:07 AM



Incident Statistics

Zone(s): All Zones | Start Date: 01/01/2023 | End Date: 01/31/2023

INCIDENT COUNT			
INCIDENT TYPE		# INCIDENTS	
EMS		375	
FIRE		48	
TOTAL		423	
TOTAL TRANSPORTS (N2 and N3)			
APPARATUS	# of APPARATUS TRANSPORTS	# of PATIENT TRANSPORTS	TOTAL # of PATIENT CONTACTS
TOTAL			
PRE-INCIDENT VALUE		LOSSES	
\$1,600.00		\$850.00	
CO CHECKS			
424 - Carbon monoxide incident		1	
736 - CO detector activation due to malfunction		2	
746 - Carbon monoxide detector activation, no CO		1	
TOTAL		4	
MUTUAL AID			
Aid Type		Total	
Aid Given		6	
Aid Received		10	
OVERLAPPING CALLS			
# OVERLAPPING		% OVERLAPPING	
158		37.35	
LIGHTS AND SIREN - AVERAGE RESPONSE TIME (Dispatch to Arrival)			
Station	EMS	FIRE	
Avon Fire Department	0:12:36		
Eaton Township Fire Department	0:13:41		
NRFD Station 1	0:06:01	0:06:37	
NRFD Station 2	0:07:23	0:07:43	
AVERAGE FOR ALL CALLS		0:06:29	
LIGHTS AND SIREN - AVERAGE TURNOUT TIME (Dispatch to Enroute)			
Station	EMS	FIRE	
Avon Fire Department	0:00:34		
Eaton Township Fire Department			
NRFD Station 1	0:01:49	0:02:09	

Only Reviewed Incidents included. EMS for Incident counts includes only 300 to 399 Incident Types. All other incident types are counted as FIRE. CO Checks only includes Incident Types: 424, 736 and 734. # Apparatus Transports = # of incidents where apparatus transported. # Patient Transports = All patients transported by EMS. # Patient Contacts = # of PCR contacted by apparatus. This report now returns both NEMSIS 2 & 3 data as appropriate. For overlapping calls that span over multiple days, total per month will not equal Total count for year.



emergencyreporting.com
Doc Id: 1645
Page # 1 of 2

NRFD Station 2	0:01:46	0:01:49
AVERAGE FOR ALL CALLS		0:01:49
AGENCY	AVERAGE TIME ON SCENE (MM:SS)	
North Ridgeville Fire Department	13:56	

Only Reviewed Incidents included. EMS for Incident counts includes only 300 to 399 Incident Types. All other incident types are counted as FIRE. CO Checks only includes Incident Types: 424, 736 and 734. # Apparatus Transports = # of incidents where apparatus transported. # Patient Transports = All patients transported by EMS. # Patient Contacts = # of PCR contacted by apparatus. This report now returns both NEMSIS 2 & 3 data as appropriate. For overlapping calls that span over multiple days, total per month will not equal Total count for year.





FIRE/RESCUE SERVICE DATA

North Ridgeville Fire Department

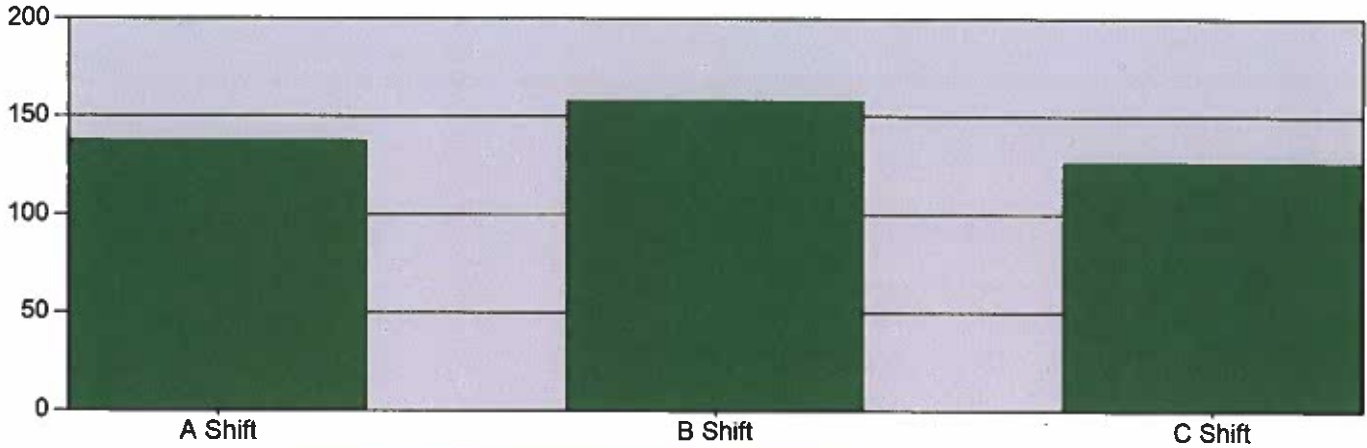
North Ridgeville, OH

This report was generated on 2/1/2023 10:04:32 AM



Incidents by Shift for Date Range

Start Date: 01/01/2023 | End Date: 01/31/2023



SHIFT	# INCIDENTS
A Shift	138
B Shift	158
C Shift	127

TOTAL: 423

Incidents with multiple EXPOSURES, with distinct stations, may create a slight difference between the report total and total number of actual incidents for the DATE RANGE provided. The totals reflect the # INCIDENTS each STATION was assigned. Only REVIEWED incidents included.



North Ridgeville Fire Department

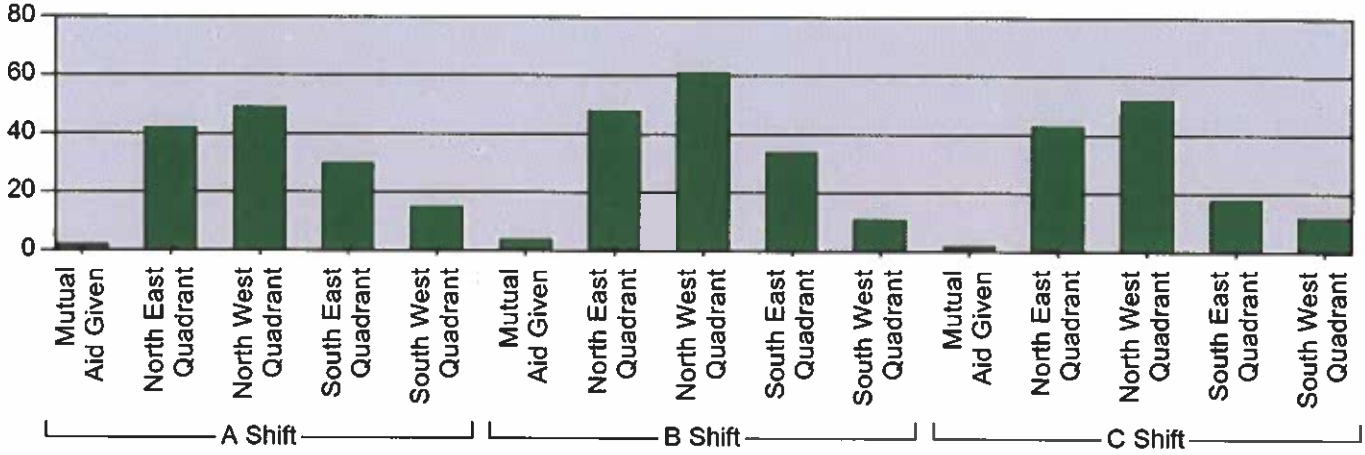
North Ridgeville, OH

This report was generated on 2/1/2023 10:05:06 AM



Incidents per Zone per Shift for Date Range

Start Date: 01/01/2023 | End Date: 01/31/2023



SHIFT	ZONE	# INCIDENTS
A Shift	Mutual Aid Given	2
	North East Quadrant	42
	North West Quadrant	49
	South East Quadrant	30
	South West Quadrant	15
B Shift	Mutual Aid Given	4
	North East Quadrant	48
	North West Quadrant	61
	South East Quadrant	34
	South West Quadrant	11
C Shift	Mutual Aid Given	2
	North East Quadrant	43
	North West Quadrant	52
	South East Quadrant	18
	South West Quadrant	12
TOTAL:		423

The totals reflect the # INCIDENTS each STATION was assigned. Only REVIEWED incidents included.

North Ridgeville Fire Department

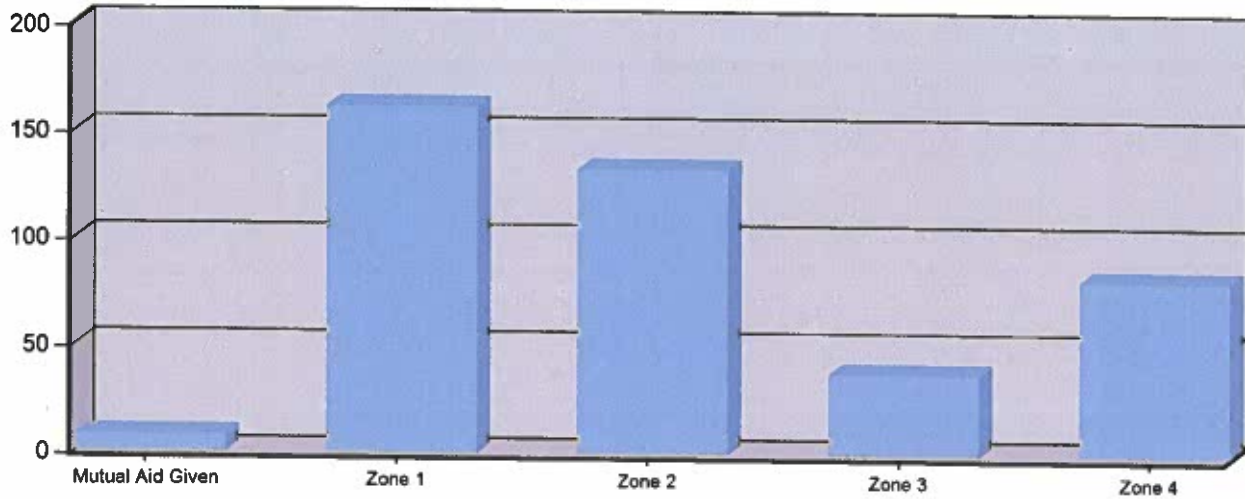
North Ridgeville, OH

This report was generated on 2/1/2023 10:05:25 AM



Incident Count per Zone for Date Range

Start Date: 01/01/2023 | End Date: 01/31/2023



ZONE	# INCIDENTS
Mutual Aid Given - Mutual Aid Given	8
Zone 1 - North West Quadrant	162
Zone 2 - North East Quadrant	133
Zone 3 - South West Quadrant	38
Zone 4 - South East Quadrant	82
TOTAL:	423

Zone information is defined on the Basic Info 3 screen of an incident. Only REVIEWED incidents included. Archived Zones cannot be unarchived.



emergencyreporting.com

Doc Id: 270

Page # 1 of 1

North Ridgeville Fire Department

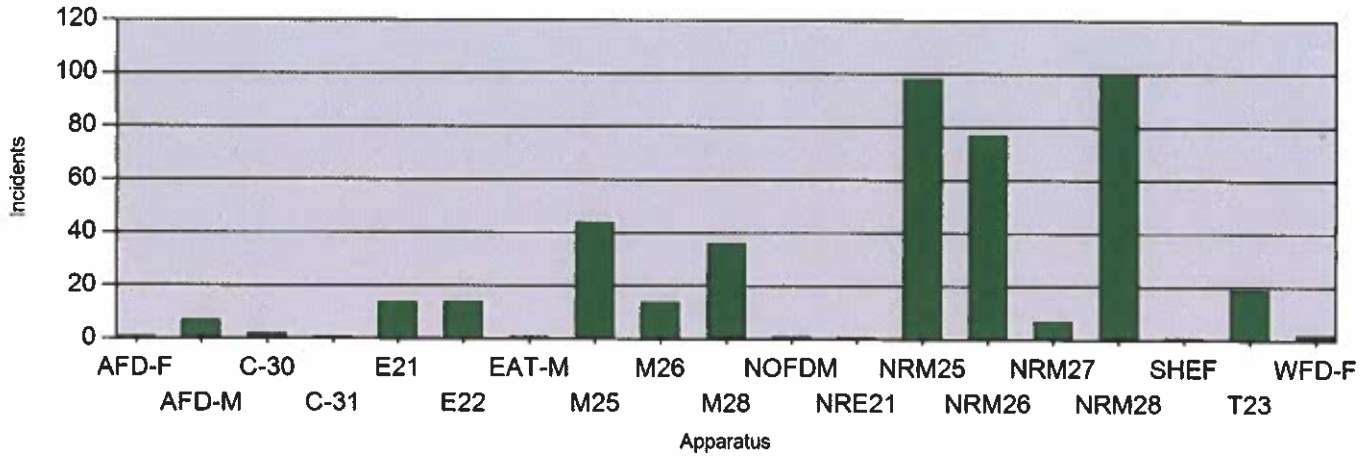
North Ridgeville, OH

This report was generated on 2/1/2023 10:05:43 AM



Incident Count per Apparatus for Date Range

Start Date: 01/01/2023 | End Date: 01/31/2023



APPARATUS	# of INCIDENTS
AFD-F	1
AFD-M	7
C-30	2
C-31	1
E21	14
E22	14
EAT-M	1
M25	44
M26	14
M28	36
NOFDM	1
NRE21	1
NRM25	98
NRM26	77
NRM27	7
NRM28	100
SHEF	1
T23	19
WFD-F	2

Cancelled apparatus (per the THIS APPARATUS WAS CANCELLED checkbox on Basic Info 4) not included. Only REVIEWED incidents included.

North Ridgeville Fire Department

North Ridgeville, OH

This report was generated on 2/1/2023 10:06:07 AM



Incidents Per Personnel and Apparatus for Date Range

Start Date: 01/01/2023 | End Date: 01/31/2023

Personnel	AFD-M-AFD Medic	C-30-PIU TRUCK	C-31-	E21-Engine 21	E22-Engine 22	EAT-M-Eaton Medic	M25-Medic 25	M26-Medic 26	M28-	NRE21-Engine 21	NRM25-Medic 25	NRM26-Medic 26	NRM27-Medic 27	NRM28-	T23-Truck 23	Totals
Acord, Steven				1		7		4		20			13	3	48	
Bement, Joshua				1		4	1	1	1	13	7		7	2	37	
Buescher, David				4			6				25	4	1		40	
Carbone, Mark				2	2	3	1			14	8				30	
Castle, Andy				6			8		1		30				45	
Chase, Gary		1		4		6	8			5	15	3			42	
Chrosniak, Jason					3	6		6		11			12	6	44	
Cominsky, Mark				6			8				28				42	
Cook, Stephen B								9		1			27	7	44	
Eberling, Colt				3			7				22	4			36	
Erlenbach, Christopher								4					41	2	47	
Federan, Christopher					6	7				33					46	
Foster, William		1		5	2	1	1			15	8		14	1	48	
Gerbasi, Gabriel				4	5	6				32	6				53	
Gradisek, Grant					2	4		6		9			13	3	37	
Graf, Jonathan			1												1	
Hardy, Robert					2	5		6		9				1	23	
Hein, Michael					1	3		1		4			25	2	36	
Knowlton, Richard					1	6				18			3	1	29	
Kotar, Anthony					1	3		10		7			8	1	30	
Laborie, Gregory					4	21		11		1				4	41	
Logan, Brian					1			3		15			23	2	44	
Mason, Jeremy					5	7				33					45	
Mutual Aid, Squad Crew	5					1									6	
Pocos, Kevin				2			7				11	3			23	
Roberts, Benjamin					2	8		5		20					35	
Rogers, Daniel								12					16	3	31	
Sadowski, Paul								3					28	2	33	
Shear, Alexander				4			8		1		24	3	3	1	44	

Incidents Per Personnel and Apparatus for Date Range on reviewed cases



Silvi, Justin				1	3		13	1	7		1	1		3	5	35
Souris, Constantine		1		1	3		7	1	2		16	5		8		44
Stearns, Korey				3	1			7			3	12				26
Strahinic, Kirt		1		1	1		5		1		4	5		6		24
Tolvay, Kerri					2		16		12		3			1	7	41
Torres, Kim								4			1			25	6	36
Uhnak, Michael			1													1
Warner, Chad					2		2		1		15			24	2	46
Williams, Michael				5			1	7			6	26	4	3	1	53

Incidents Per Personnel and Apparatus for Date Range on reviewed cases



North Ridgeville Fire Department

North Ridgeville, OH

This report was generated on 2/1/2023 10:06:35 AM



Incident Type Count per Station for Date Range

Start Date: 01/01/2023 | End Date: 01/31/2023

INCIDENT TYPE	# INCIDENTS
Station: 1 - NRFD STATION 1	
131 - Passenger vehicle fire	1
251 - Excessive heat, scorch burns with no ignition	1
321 - EMS call, excluding vehicle accident with injury	266
322 - Motor vehicle accident with injuries	6
324 - Motor vehicle accident with no injuries.	2
412 - Gas leak (natural gas or LPG)	2
424 - Carbon monoxide incident	1
440 - Electrical wiring/equipment problem, other	1
444 - Power line down	1
445 - Arcing, shorted electrical equipment	1
500 - Service Call, other	1
550 - Public service assistance, other	1
561 - Unauthorized burning	1
611 - Dispatched & cancelled en route	7
622 - No incident found on arrival at dispatch address	2
631 - Authorized controlled burning	1
651 - Smoke scare, odor of smoke	1
671 - HazMat release investigation w/no HazMat	1
733 - Smoke detector activation due to malfunction	2
736 - CO detector activation due to malfunction	1
740 - Unintentional transmission of alarm, other	3
743 - Smoke detector activation, no fire - unintentional	1
745 - Alarm system activation, no fire - unintentional	1
746 - Carbon monoxide detector activation, no CO	1

Incidents for 1 - NRFD Station 1:

306

Station: 2 - NRFD STATION 2	
111 - Building fire	1
132 - Road freight or transport vehicle fire	1
151 - Outside rubbish, trash or waste fire	1
321 - EMS call, excluding vehicle accident with injury	95
322 - Motor vehicle accident with injuries	2
600 - Good intent call, other	2
611 - Dispatched & cancelled en route	5
652 - Steam, vapor, fog or dust thought to be smoke	1
730 - System malfunction, other	1

Only REVIEWED incidents included.



emergencyreporting.com
Doc Id: 857
Page # 1 of 2

INCIDENT TYPE	# INCIDENTS
735 - Alarm system sounded due to malfunction	1
736 - CO detector activation due to malfunction	1
743 - Smoke detector activation, no fire - unintentional	1
745 - Alarm system activation, no fire - unintentional	1
# Incidents for 2 - NRFD Station 2:	113

Station: AFD - AVON FIRE DEPARTMENT	
321 - EMS call, excluding vehicle accident with injury	3
# Incidents for AFD - Avon Fire Department:	3

Station: EAT - EATON TOWNSHIP FIRE DEPARTMENT	
321 - EMS call, excluding vehicle accident with injury	1
# Incidents for EAT - Eaton Township Fire Department:	1

Only REVIEWED incidents included.

North Ridgeville Fire Department

North Ridgeville, OH

This report was generated on 2/1/2023 10:06:56 AM



Average Response Time for Agency for Date Range

Start Date: 01/01/2023 | End Date: 01/31/2023

AGENCY	AVERAGE RESPONSE TIME MM:SS (Dispatch to Arrived)
North Ridgeville Fire Department	6:35

Only REVIEWED incidents included



emergencyreporting.com

Doc Id: 306

Page # 1 of 1

North Ridgeville Fire Department

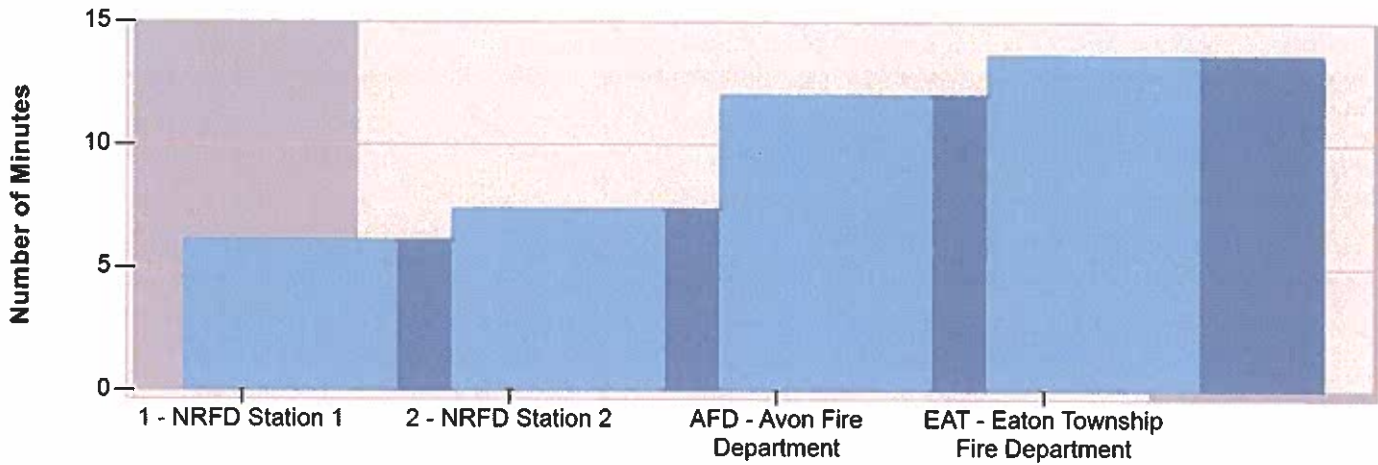
North Ridgeville, OH

This report was generated on 2/1/2023 10:07:14 AM



Average Response Time per Station for Date Range

Start Date: 01/01/2023 | End Date: 01/31/2023



STATION	AVERAGE RESPONSE MM:SS (Dispatch to Arrived)
1 - NRFD Station 1	6:09
2 - NRFD Station 2	7:25
AFD - Avon Fire Department	12:03
EAT - Eaton Township Fire Department	13:41

AVERAGE RESPONSE TIME calculated from the average time difference between DISPATCH and ARRIVED times on Basic Info 4. Only REVIEWED incidents included.



North Ridgeville Fire Department

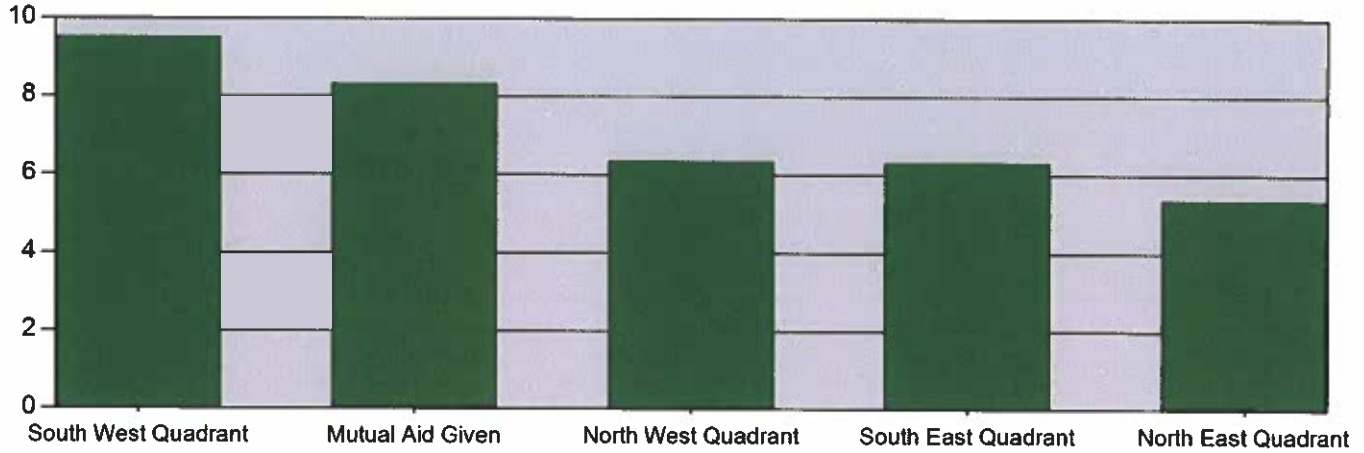
North Ridgeville, OH

This report was generated on 2/1/2023 10:11:47 AM



Average Response Time per Zone for Date Range

Start Date: 01/01/2023 | End Date: 01/31/2023



Zone	AVERAGE RESPONSE TIME in minutes (Dispatch to Arrived)
Zone 3 - South West Quadrant	9:51
Mutual Aid Given - Mutual Aid Given	8:33
Zone 1 - North West Quadrant	6:36
Zone 4 - South East Quadrant	6:34
Zone 2 - North East Quadrant	5:37

Only REVIEWED incidents included



North Ridgeville Fire Department

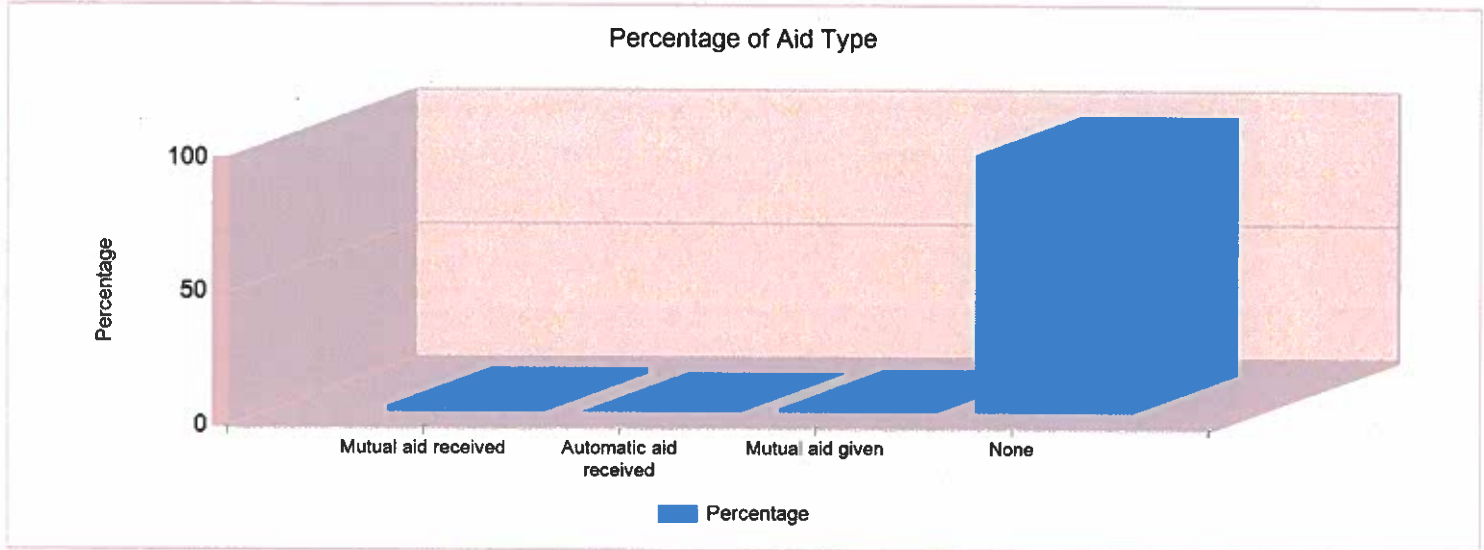
North Ridgeville, OH

This report was generated on 2/1/2023 10:13:10 AM



Count of Aid Given and Received for Incidents for Date Range

Start Date: 01/01/2023 | End Date: 01/31/2023



AID TYPE	TOTAL	% of TOTAL
Mutual aid received	9	2.1%
Automatic aid received	1	0.2%
Mutual aid given	6	1.4%
None	407	96.2%

Only REVIEWED incidents included



emergencyreporting.com

Doc Id: 549

Page # 1 of 1

North Ridgeville Fire Department

North Ridgeville, OH

This report was generated on 2/1/2023 10:13:36 AM



Count of Overlapping Incidents for Station for Date Range

Station: All Stations | Start Date: 01/01/2023 | End Date: 01/31/2023

# OVERLAPPING	% OVERLAPPING	TOTAL
158	37.35	423

OVERLAPPING INCIDENT DETAILS				
ALARM	CLEAR/CANCEL	INCIDENT #	INCIDENT TYPE	ZONE
1/1/2023				
1/1/2023 12:29:03 AM	1/1/2023 12:49:21 AM	2023-1	321	South East Quadrant
1/1/2023 1:45:38 PM	1/1/2023 2:08:23 PM	2023-13	321	North East Quadrant
1/1/2023 1:59:52 PM	1/1/2023 2:24:45 PM	2023-14	321	North West Quadrant
1/1/2023 2:11:36 PM	1/1/2023 2:32:30 PM	2023-15	321	North West Quadrant
1/1/2023 2:24:31 PM	1/1/2023 2:49:26 PM	2023-16	321	South East Quadrant
1/1/2023 12:35:20 AM	1/1/2023 12:52:08 AM	2023-2	321	South East Quadrant
1/1/2023 2:51:35 AM	1/1/2023 3:06:04 AM	2023-4	321	North East Quadrant
1/1/2023 3:01:25 AM	1/1/2023 3:26:02 AM	2023-5	321	North East Quadrant
1/2/2023				
1/2/2023 11:23:37 PM	1/2/2023 11:44:22 PM	2023-32	321	North West Quadrant
1/2/2023 11:33:51 PM	1/2/2023 11:52:29 PM	2023-33	321	North West Quadrant
1/3/2023				
1/3/2023 10:39:17 AM	1/3/2023 10:59:34 AM	2023-38	321	North East Quadrant
1/3/2023 10:55:12 AM	1/3/2023 10:57:49 AM	2023-39	611	Mutual Aid Given
1/3/2023 11:11:18 AM	1/3/2023 11:33:02 AM	2023-40	321	South East Quadrant
1/3/2023 11:17:24 AM	1/3/2023 11:34:56 AM	2023-41	321	North East Quadrant
1/3/2023 11:47:44 AM	1/3/2023 12:54:42 PM	2023-42	444	North East Quadrant
1/3/2023 12:44:29 PM	1/3/2023 12:58:48 PM	2023-43	321	South East Quadrant
1/4/2023				
1/4/2023 10:53:14 AM	1/4/2023 11:11:18 AM	2023-53	321	North East Quadrant
1/4/2023 10:58:54 AM	1/4/2023 11:14:40 AM	2023-54	321	South East Quadrant
1/5/2023				
1/5/2023 11:44:07 AM	1/5/2023 12:01:12 PM	2023-66	321	North West Quadrant
1/5/2023 11:52:56 AM	1/5/2023 12:03:54 PM	2023-67	321	North East Quadrant
1/5/2023 9:14:39 PM	1/5/2023 9:40:40 PM	2023-72	736	North East Quadrant
1/5/2023 9:23:03 PM	1/5/2023 9:46:07 PM	2023-73	321	North East Quadrant
1/6/2023				
1/6/2023 11:56:59 AM	1/6/2023 12:15:37 PM	2023-76	321	North West Quadrant
1/6/2023 11:58:16 AM	1/6/2023 12:16:29 PM	2023-77	321	North West Quadrant
1/6/2023 4:44:05 PM	1/6/2023 5:02:26 PM	2023-78	321	North West Quadrant
1/6/2023 4:45:29 PM	1/6/2023 5:07:31 PM	2023-79	321	North West Quadrant

Percentage of incidents overlapping from total incidents in date range for specified station. Compared incident time range as either Alarm to Cancel or Alarm to Clear for incidents that have either Cancel or Clear time recorded. Reviewed calls only. Group by date. Displays date, incident number, incident type (numeric only), zone, and station.



OVERLAPPING INCIDENT DETAILS

ALARM	CLEAR/CANCEL	INCIDENT #	INCIDENT TYPE	ZONE
1/8/2023				
1/8/2023 1:13:33 PM	1/8/2023 1:42:43 PM	2023-95	321	North West Quadrant
1/8/2023 1:18:08 PM	1/8/2023 1:35:43 PM	2023-96	321	South East Quadrant
1/9/2023				
1/9/2023 7:32:36 AM	1/9/2023 7:43:21 AM	2023-103	321	North West Quadrant
1/9/2023 7:36:41 AM	1/9/2023 7:58:00 AM	2023-104	321	North West Quadrant
1/9/2023 8:19:36 AM	1/9/2023 8:47:42 AM	2023-105	321	North East Quadrant
1/9/2023 8:47:22 AM	1/9/2023 9:06:24 AM	2023-106	321	North West Quadrant
1/9/2023 8:57:07 AM	1/9/2023 9:26:39 AM	2023-107	321	North West Quadrant
1/9/2023 9:06:00 AM	1/9/2023 9:27:28 AM	2023-108	321	South East Quadrant
1/9/2023 1:29:50 PM	1/9/2023 1:50:39 PM	2023-112	321	North West Quadrant
1/9/2023 1:46:03 PM	1/9/2023 1:50:08 PM	2023-113	611	South West Quadrant
1/9/2023 2:25:44 PM	1/9/2023 2:46:34 PM	2023-115	321	North West Quadrant
1/9/2023 2:37:53 PM	1/9/2023 2:52:35 PM	2023-116	321	North East Quadrant
1/9/2023 2:51:00 PM	1/9/2023 3:09:57 PM	2023-117	321	South East Quadrant
1/9/2023 4:59:19 PM	1/9/2023 5:11:19 PM	2023-118	321	North West Quadrant
1/9/2023 5:06:15 PM	1/9/2023 5:28:57 PM	2023-119	321	North West Quadrant
1/10/2023				
1/10/2023 6:14:56 AM	1/10/2023 6:36:10 AM	2023-124	321	North West Quadrant
1/10/2023 6:29:57 AM	1/10/2023 6:54:47 AM	2023-125	321	North East Quadrant
1/10/2023 2:58:38 PM	1/10/2023 3:23:24 PM	2023-132	321	North West Quadrant
1/10/2023 3:06:53 PM	1/10/2023 3:21:02 PM	2023-133	321	North East Quadrant
1/11/2023				
1/11/2023 12:52:51 AM	1/11/2023 1:15:23 AM	2023-138	321	North East Quadrant
1/11/2023 1:06:46 AM	1/11/2023 1:36:46 AM	2023-139	321	South East Quadrant
1/11/2023 4:24:47 AM	1/11/2023 5:17:46 AM	2023-141	321	North West Quadrant
1/11/2023 4:57:35 AM	1/11/2023 5:17:08 AM	2023-142	321	North East Quadrant
1/11/2023 7:05:48 PM	1/11/2023 7:16:42 PM	2023-150	321	North West Quadrant
1/11/2023 7:08:22 PM	1/11/2023 7:28:32 PM	2023-151	321	North East Quadrant
1/11/2023 7:25:22 PM	1/11/2023 7:43:58 PM	2023-152	321	South West Quadrant
1/11/2023 7:37:42 PM	1/11/2023 8:25:47 PM	2023-153	321	North East Quadrant
1/11/2023 7:41:32 PM	1/11/2023 8:07:24 PM	2023-154	321	South East Quadrant
1/11/2023 10:59:13 PM	1/11/2023 11:56:21 PM	2023-156	445	North East Quadrant
1/11/2023 11:17:19 PM	1/11/2023 11:43:11 PM	2023-157	321	South West Quadrant
1/11/2023 11:36:42 PM	1/12/2023 12:01:15 AM	2023-158	321	North East Quadrant
1/12/2023				
1/12/2023 12:36:56 PM	1/12/2023 1:04:23 PM	2023-162	321	North West Quadrant
1/12/2023 12:56:47 PM	1/12/2023 1:12:10 PM	2023-163	321	North East Quadrant
1/12/2023 2:35:00 PM	1/12/2023 3:02:07 PM	2023-165	321	South West Quadrant
1/12/2023 2:54:44 PM	1/12/2023 3:29:45 PM	2023-166	321	North West Quadrant
1/13/2023				
1/13/2023 7:32:57 AM	1/13/2023 7:59:01 AM	2023-171	321	North East Quadrant
1/13/2023 7:57:28 AM	1/13/2023 8:12:12 AM	2023-172	321	North East Quadrant

Percentage of incidents overlapping from total incidents in date range for specified station. Compared incident time range as either Alarm to Cancel or Alarm to Clear for incidents that have either Cancel or Clear time recorded. Reviewed calls only. Group by date. Displays date, incident number, incident type (numeric only), zone, and station.

OVERLAPPING INCIDENT DETAILS

ALARM	CLEAR/CANCEL	INCIDENT #	INCIDENT TYPE	ZONE
1/14/2023				
1/14/2023 11:03:56 AM	1/14/2023 11:20:18 AM	2023-180	321	South West Quadrant
1/14/2023 11:04:30 AM	1/14/2023 11:34:20 AM	2023-181	321	North West Quadrant
1/14/2023 12:18:48 PM	1/14/2023 12:44:53 PM	2023-182	321	North West Quadrant
1/14/2023 12:28:53 PM	1/14/2023 12:51:53 PM	2023-183	321	North West Quadrant
1/15/2023				
1/15/2023 8:09:44 PM	1/15/2023 8:27:19 PM	2023-196	321	North East Quadrant
1/15/2023 8:18:29 PM	1/15/2023 8:39:23 PM	2023-197	321	South East Quadrant
1/15/2023 8:25:03 PM	1/15/2023 8:48:09 PM	2023-198	321	South East Quadrant
1/15/2023 8:29:55 PM	1/15/2023 9:07:00 PM	2023-199	321	North West Quadrant
1/15/2023 8:34:58 PM	1/15/2023 8:52:47 PM	2023-200	321	North West Quadrant
1/16/2023				
1/16/2023 12:01:51 PM	1/16/2023 12:19:57 PM	2023-206	321	South East Quadrant
1/16/2023 12:18:16 PM	1/16/2023 12:33:08 PM	2023-207	631	North East Quadrant
1/16/2023 12:44:00 PM	1/16/2023 1:03:56 PM	2023-208	321	South East Quadrant
1/16/2023 12:50:19 PM	1/16/2023 1:16:54 PM	2023-209	321	South East Quadrant
1/16/2023 1:12:47 PM	1/16/2023 1:37:40 PM	2023-210	321	North West Quadrant
1/16/2023 1:34:52 PM	1/16/2023 1:57:24 PM	2023-211	321	North West Quadrant
1/17/2023				
1/17/2023 5:45:56 PM	1/17/2023 6:57:22 PM	2023-220	321	North West Quadrant
1/17/2023 5:51:40 PM	1/17/2023 6:13:44 PM	2023-221	321	North West Quadrant
1/17/2023 6:00:20 PM	1/17/2023 6:30:00 PM	2023-222	321	North West Quadrant
1/18/2023				
1/18/2023 12:27:34 PM	1/18/2023 1:01:37 PM	2023-228	321	North West Quadrant
1/18/2023 12:46:57 PM	1/18/2023 1:05:39 PM	2023-229	321	North West Quadrant
1/18/2023 4:59:50 PM	1/18/2023 5:18:49 PM	2023-231	321	South West Quadrant
1/18/2023 5:13:51 PM	1/18/2023 5:23:51 PM	2023-232	611	Mutual Aid Given
1/19/2023				
1/19/2023 2:33:13 PM	1/19/2023 2:49:29 PM	2023-243	321	North East Quadrant
1/19/2023 2:42:35 PM	1/19/2023 2:57:23 PM	2023-244	321	North East Quadrant
1/19/2023 2:56:24 PM	1/19/2023 3:08:25 PM	2023-245	611	North East Quadrant
1/19/2023 3:03:27 PM	1/19/2023 3:21:13 PM	2023-246	321	North East Quadrant
1/19/2023 4:11:39 PM	1/19/2023 4:18:21 PM	2023-247	151	Mutual Aid Given
1/19/2023 4:13:19 PM	1/19/2023 4:30:00 PM	2023-248	321	North West Quadrant
1/20/2023				
1/20/2023 8:17:15 AM	1/20/2023 8:34:01 AM	2023-254	321	North West Quadrant
1/20/2023 8:26:36 AM	1/20/2023 8:42:31 AM	2023-255	321	North East Quadrant
1/20/2023 8:50:20 AM	1/20/2023 9:08:41 AM	2023-256	321	South East Quadrant
1/20/2023 9:02:18 AM	1/20/2023 9:20:00 AM	2023-257	321	South West Quadrant
1/20/2023 9:19:30 AM	1/20/2023 9:35:34 AM	2023-258	322	South East Quadrant
1/20/2023 12:02:57 PM	1/20/2023 12:25:29 PM	2023-260	321	North West Quadrant
1/20/2023 12:13:25 PM	1/20/2023 12:31:35 PM	2023-261	321	South West Quadrant

Percentage of incidents overlapping from total incidents in date range for specified station. Compared incident time range as either Alarm to Cancel or Alarm to Clear for incidents that have either Cancel or Clear time recorded. Reviewed calls only. Group by date. Displays date, incident number, incident type (numeric only), zone, and station.

OVERLAPPING INCIDENT DETAILS

ALARM	CLEAR/CANCEL	INCIDENT #	INCIDENT TYPE	ZONE
1/20/2023 12:31:56 PM	1/20/2023 12:48:47 PM	2023-262	321	North West Quadrant
1/20/2023 12:45:27 PM	1/20/2023 1:04:55 PM	2023-263	321	North East Quadrant
1/20/2023 8:14:30 PM	1/20/2023 8:35:47 PM	2023-267	321	South East Quadrant
1/20/2023 8:26:03 PM	1/20/2023 8:51:56 PM	2023-268	321	South East Quadrant
1/20/2023 8:50:00 PM	1/20/2023 9:04:56 PM	2023-269	321	North East Quadrant
1/21/2023				
1/21/2023 5:16:58 PM	1/21/2023 5:45:23 PM	2023-278	321	South East Quadrant
1/21/2023 5:19:24 PM	1/21/2023 5:53:53 PM	2023-279	324	South East Quadrant
1/21/2023 5:43:59 PM	1/21/2023 7:00:34 PM	2023-280	111	North East Quadrant
1/21/2023 10:46:08 PM	1/21/2023 11:12:24 PM	2023-283	321	South East Quadrant
1/21/2023 10:46:45 PM	1/21/2023 11:09:58 PM	2023-284	321	South East Quadrant
1/22/2023				
1/22/2023 10:14:53 AM	1/22/2023 10:41:29 AM	2023-290	321	South West Quadrant
1/22/2023 10:41:00 AM	1/22/2023 11:03:07 AM	2023-291	322	South East Quadrant
1/23/2023				
1/23/2023 5:31:52 AM	1/23/2023 5:55:19 AM	2023-300	321	North West Quadrant
1/23/2023 5:47:12 AM	1/23/2023 6:21:41 AM	2023-301	321	North West Quadrant
1/23/2023 12:31:16 PM	1/23/2023 12:51:23 PM	2023-306	321	North West Quadrant
1/23/2023 12:31:51 PM	1/23/2023 12:55:52 PM	2023-307	321	North West Quadrant
1/23/2023 12:52:02 PM	1/23/2023 1:07:06 PM	2023-308	321	North West Quadrant
1/23/2023 1:42:08 PM	1/23/2023 2:05:59 PM	2023-309	321	North East Quadrant
1/23/2023 1:44:38 PM	1/23/2023 2:01:29 PM	2023-310	321	South East Quadrant
1/23/2023 2:03:55 PM	1/23/2023 2:28:00 PM	2023-311	321	South East Quadrant
1/24/2023				
1/24/2023 12:38:44 PM	1/24/2023 12:56:32 PM	2023-318	321	North West Quadrant
1/24/2023 12:50:49 PM	1/24/2023 1:09:32 PM	2023-319	321	North West Quadrant
1/24/2023 1:06:50 PM	1/24/2023 1:50:31 PM	2023-320	321	North West Quadrant
1/25/2023				
1/25/2023 9:04:10 AM	1/25/2023 9:18:05 AM	2023-331	321	North East Quadrant
1/25/2023 9:06:40 AM	1/25/2023 9:23:57 AM	2023-332	736	South West Quadrant
1/25/2023 11:47:27 AM	1/25/2023 12:16:12 PM	2023-334	321	South East Quadrant
1/25/2023 12:09:28 PM	1/25/2023 12:31:50 PM	2023-335	321	North West Quadrant
1/25/2023 3:08:53 PM	1/25/2023 3:30:00 PM	2023-337	321	South West Quadrant
1/25/2023 3:18:39 PM	1/25/2023 3:35:06 PM	2023-338	321	North East Quadrant
1/25/2023 9:48:00 PM	1/25/2023 11:11:00 PM	2023-341	321	North West Quadrant
1/25/2023 10:56:03 PM	1/25/2023 11:28:18 PM	2023-342	321	North West Quadrant
1/26/2023				
1/26/2023 9:13:57 AM	1/26/2023 9:30:34 AM	2023-346	321	North East Quadrant
1/26/2023 9:18:43 AM	1/26/2023 9:27:00 AM	2023-347	321	North East Quadrant
1/26/2023 3:14:41 PM	1/26/2023 3:32:44 PM	2023-352	322	North East Quadrant
1/26/2023 3:29:36 PM	1/26/2023 3:31:48 PM	2023-353	611	Mutual Aid Given

Percentage of incidents overlapping from total incidents in date range for specified station. Compared incident time range as either Alarm to Cancel or Alarm to Clear for incidents that have either Cancel or Clear time recorded. Reviewed calls only. Group by date. Displays date, incident number, incident type (numeric only), zone, and station.

OVERLAPPING INCIDENT DETAILS

ALARM	CLEAR/CANCEL	INCIDENT #	INCIDENT TYPE	ZONE
1/27/2023				
1/27/2023 9:54:22 PM	1/27/2023 10:16:43 PM	2023-368	321	South West Quadrant
1/27/2023 10:07:16 PM	1/27/2023 10:28:34 PM	2023-369	321	South East Quadrant
1/28/2023				
1/28/2023 6:40:58 AM	1/28/2023 7:01:11 AM	2023-373	321	North West Quadrant
1/28/2023 6:58:12 AM	1/28/2023 7:52:29 AM	2023-374	321	South West Quadrant
1/28/2023 7:27:32 PM	1/28/2023 8:01:14 PM	2023-380	321	North West Quadrant
1/28/2023 7:35:42 PM	1/28/2023 7:55:06 PM	2023-381	321	North West Quadrant
1/29/2023				
1/29/2023 5:25:07 PM	1/29/2023 5:52:25 PM	2023-391	324	North West Quadrant
1/29/2023 5:31:48 PM	1/29/2023 6:05:00 PM	2023-392	321	North East Quadrant
1/29/2023 7:42:36 PM	1/29/2023 7:59:05 PM	2023-393	321	North West Quadrant
1/29/2023 7:50:19 PM	1/29/2023 8:10:06 PM	2023-394	321	South East Quadrant
1/29/2023 7:55:07 PM	1/29/2023 8:12:36 PM	2023-395	321	North East Quadrant
1/30/2023				
1/30/2023 10:09:50 AM	1/30/2023 10:19:58 AM	2023-399	321	North West Quadrant
1/30/2023 10:12:42 AM	1/30/2023 10:28:25 AM	2023-400	321	North West Quadrant
1/30/2023 12:18:29 PM	1/30/2023 12:38:32 PM	2023-403	321	North East Quadrant
1/30/2023 12:33:28 PM	1/30/2023 12:47:03 PM	2023-404	321	North East Quadrant
1/30/2023 1:49:48 PM	1/30/2023 2:08:08 PM	2023-405	321	South East Quadrant
1/30/2023 2:07:06 PM	1/30/2023 2:09:41 PM	2023-406	611	North West Quadrant
1/30/2023 5:23:43 PM	1/30/2023 5:39:31 PM	2023-408	321	South East Quadrant
1/30/2023 5:36:26 PM	1/30/2023 5:55:14 PM	2023-409	321	North West Quadrant
1/31/2023				
1/31/2023 10:18:08 AM	1/31/2023 10:39:26 AM	2023-414	321	South West Quadrant
1/31/2023 10:25:06 AM	1/31/2023 10:46:03 AM	2023-415	321	North East Quadrant
1/31/2023 12:17:59 PM	1/31/2023 12:33:41 PM	2023-416	321	South East Quadrant
1/31/2023 12:29:28 PM	1/31/2023 12:53:06 PM	2023-417	321	North East Quadrant
1/31/2023 3:15:11 PM	1/31/2023 3:37:34 PM	2023-418	321	South West Quadrant
1/31/2023 3:21:40 PM	1/31/2023 3:36:43 PM	2023-419	321	North West Quadrant

Percentage of incidents overlapping from total incidents in date range for specified station. Compared incident time range as either Alarm to Cancel or Alarm to Clear for incidents that have either Cancel or Clear time recorded. Reviewed calls only. Group by date. Displays date, incident number, incident type (numeric only), zone, and station.



North Ridgeville Fire Department

North Ridgeville, OH

This report was generated on 2/1/2023 10:13:59 AM



Property Values versus Loss and Save per Incident for Date Range

Start Date: 01/01/2023 | End Date: 01/31/2023

INCIDENT #	PRE-INCIDENT VALUE	LOSSES	SAVED
2023-240	\$1,600.00	\$850.00	\$750.00
Totals:	\$1,600.00	\$850.00	\$750.00

Both the PRE-INCIDENT VALUE and LOSSES columns are the summation of the respective Property and Contents fields as recorded on the Basic Info 5 screen of an incident. Only REVIEWED incidents included. EMS incidents excluded.



emergencyreporting.com

Doc Id: 968

Page # 1 of 1



EMERGENCY MEDICAL SERVICES DATA

Agency Activity Summary

UH - North Ridgeville Fire Dept

Agency: UH - North Ridgeville Fire Dept | Service Date: From 01/01/2023 Through 01/31/2023

Total Number of ePCRs: 371

Total Number of Incidents: 369

By Branch

01 Station 1 = 273

02 Station 2 = 98

Billing Disposition

	#	%		#	%
Treated/Transported	283	76.3%	Dead Prior To Arrival	4	1.1%
Treated / Transferred Care	N/A	N/A	Dead After Arrival	1	0.3%
Treated/No Transport (AMA)	15	4.0%	Treat/Transported by Private Veh.	N/A	N/A
Treated / No Transport (Per Protocol)	23	6.2%	Assist	4	1.1%
Transported / Refused Care	1	0.3%	Other	2	0.5%
No Transport / Refused Care	31	8.4%	No Patient Found	N/A	N/A
Cancelled	7	1.9%			
Left Blank	N/A	N/A			

Unit Disposition

Description	#	%
Cancelled Prior to Arrival at Scene	3	0.8%
No Patient Contact	1	0.3%
No Patient Found	3	0.8%
Non-Patient Incident (Not Otherwise Listed)	4	1.1%
Patient Contact Made	360	97.0%
Left Blank	0	0.0%
Total	371	100.0%

Patient Evaluation/Care Disposition

Description	#	%
Not Applicable	11	3.0%
Patient Evaluated and Care Provided	323	87.1%
Patient Evaluated, No Care Required	5	1.3%
Patient Refused Evaluation/Care	32	8.6%
Left Blank	0	0.0%
Total	371	100.0%

Crew Disposition

Description	#	%
Back in Service, Care/Support Services Refused	32	8.6%
Back in Service, No Care/Support Services Required	16	4.3%
Initiated and Continued Primary Care	323	87.1%
Left Blank	0	0.0%
Total	371	100.0%

Transport Disposition

Description	#	%
No Transport	60	16.2%
Not Applicable	11	3.0%
Patient Refused Transport	15	4.0%
Transport by This EMS Unit (This Crew Only)	285	76.8%
Left Blank	0	0.0%
Total	371	100.0%

Run Type

	#	%		#	%
Emergency Runs	371	100.0%	Non-Emergency Runs	N/A	N/A
Stand By	N/A	N/A	Stand By	N/A	N/A
Mutual Aid	5	1.3%	Mutual Aid	N/A	N/A
Interfacility	N/A	N/A	Interfacility	N/A	N/A

Intercept	1	0.3%	Intercept	N/A	N/A
Emergency Runs (Scheduled)	N/A	N/A	Non-Emergency Runs (Scheduled)	N/A	N/A
Stand By	N/A	N/A	Stand By	N/A	N/A
Mutual Aid	N/A	N/A	Mutual Aid	N/A	N/A
Interfacility	N/A	N/A	Interfacility	N/A	N/A
Intercept	N/A	N/A	Intercept	N/A	N/A

Emergency Type Left Blank: 0

Runs by Unit

Unit	Total Runs	Treat/ Transp	Treat/ Transfer	Treat/No Transp(AMA)	Treat/No Transp(PP)	Transp/ Ref. Care	Cancelled	Dead Prior Arr	Dead After Arr	T/T Priv Veh	No Trans/ Ref. Care	Assist	Other	No Pat. Found
NRE21	1	0	0	0	0	0	0	0	0	0	1	0	0	0
NRM25	143	96	0	8	11	0	4	3	0	0	20	0	1	0
NRM26	90	67	0	5	5	1	2	1	1	0	6	1	1	0
NRM27	7	6	0	0	0	0	0	0	0	0	0	1	0	0
NRM28	129	114	0	2	7	0	1	0	0	0	3	2	0	0
NRT23	1	0	0	0	0	0	0	0	0	0	1	0	0	0
Total	371	283	0	15	23	1	7	4	1	0	31	4	2	0

Runs by Service Level

Dispatched			Recommended		
Service Level	#	%	Service Level	#	%
BLS	371	100.0%	BLS	124	33.4%
ALS	N/A	N/A	ALS1	240	64.7%
SCT	N/A	N/A	ALS2	7	1.9%
			SCT	N/A	N/A
			Rotary Wing	N/A	N/A
			Fixed Wing	N/A	N/A

Runs by Insurance Type with Service Level (Multiple insurance types may have

been marked on a run)

Type	BLS	%	ALS1	%	ALS2	%	SCT	%Rotary Wing	%Fixed Wing	%	Total	%
None	124	33.4%	240	64.7%	7	1.9%	N/A	N/A	N/A	N/A	371	100.0%

Runs by Primary PI

Description	#	%
ABNORMAL LABS	3	0.8%
ALCOHOL ABUSE WITH INTOXICATION	2	0.5%
Abdominal Pain	24	6.5%
Airway Obstruction	1	0.3%
Allergic Reaction	1	0.3%
Alt. Level Conscious	19	5.1%
Anxiety	10	2.7%
Back Pain (No Trauma)	8	2.2%
Behavioral Disorder	7	1.9%
COVID-19 (SUSPECTED)	3	0.8%
CVA/Stroke	4	1.1%
Cardiac Arrest	6	1.6%
Cardiac Symptoms	8	2.2%
Chest Pain	17	4.6%
Depression (acute)	1	0.3%
Diabetic Symptoms	7	1.9%
Dizziness	8	2.2%
Dyspnea-SOB	24	6.5%
Elevated Temp/Fever	1	0.3%
FREQUENT FALLS	10	2.7%
Flu Symptoms	3	0.8%
GI -Bleed	2	0.5%
GI -Constipation	1	0.3%
Headache (no trauma)	3	0.8%

Hemorrhage-(severe medical)	1	0.3%
Hypertension	2	0.5%
MEDICAL DEVICE FAILURE	7	1.9%
MINOR / GENERAL INJURY	23	6.2%
Migraine	3	0.8%
Monitoring Required	7	1.9%
NON-TRAUMATIC ARM PAIN	2	0.5%
NON-TRAUMATIC LEG PAIN	3	0.8%
Nausea	2	0.5%
No Medical Problem	23	6.2%
Nose Bleed	3	0.8%
OD - SUSPECTED OVERDOSE -	1	0.3%
OTHER NARCOTICS		
Obvious Death	2	0.5%
Pneumonia Symptoms	2	0.5%
Poisoning	1	0.3%
Post-Op Complication	1	0.3%
Psychiatric Emerg.	8	2.2%
Respiratory Failure	1	0.3%
SEPSIS	3	0.8%
SUICIDE ATTEMPT	3	0.8%
Seizure	4	1.1%
Syncope/Fainting	3	0.8%
Trauma Injury	14	3.8%
Unconscious	1	0.3%
Unknown Medical	8	2.2%
Urinary Bleeding	2	0.5%
Urination Problem	2	0.5%
Vomiting	2	0.5%
Vomiting Blood	1	0.3%
Weakness	25	6.7%
<i>Left Blank</i>	38	10.2%
<i>Total</i>	371	100.0%

Runs by Dispatch (EMD) Code

Description	#	%
01A01 Abdominal Pain	19	5.1%
02B01 Allergies/Envenomations	1	0.3%
03B03 Animal Bites/Attacks	1	0.3%
05A01 Back Pain (Non-traumatic)	6	1.6%
06E01 Breathing Problems	37	10.0%
07B02 Burns/Explosions	1	0.3%
09E02 Cardiac or Respiratory Arrest/Death	6	1.6%
10D01 Chest Pain/ Chest Discomfort	20	5.4%
11E01 Choking	1	0.3%
12C01 Convulsions/Seizures	5	1.3%
13C02 Diabetic Problems	6	1.6%
17B03 Falls	84	22.6%
18B01 Headache	4	1.1%
21B01 Hemorrhage/Laceration	2	0.5%
23C07 Overdose/Poisoning	2	0.5%
25B06 Psychiatric/Abnormal Behavior/Suicide Attempt	27	7.3%
26B01 Sick Person (Specific Diagnosis)	75	20.2%
27B04 Stab/Gunshot/Penetrating Trauma	1	0.3%
28C12 Stroke (CVA/TIA)	10	2.7%
29B05 Traffic/Transportation Incident	12	3.2%
30B01 Traumatic Injuries	3	0.8%
31C01 Unconscious/Fainting	10	2.7%
32B01 Unknown Problem	19	5.1%
32B02 Medical Alarm	7	1.9%
37A01 Other / Public Assist	12	3.2%
Left Blank	0	0.0%
<hr/> Total	371	100.0%

Transport From (Category)

	#	%
--Left Blank--	371	100.0%
<i>Total</i>	371	100.0%

Transport From (Facility)

	#	%
--Left Blank--	371	100.0%
<i>Total</i>	371	100.0%

Transport To (Destination Facility)

	#	%
UH - ST JOHN MEDICAL CENTER	157	42.3%
--Left Blank--	86	23.2%
Avon Richard E. Jacobs Health Center	71	19.1%
UH - ELYRIA MEDICAL CENTER	53	14.3%
CCF - Fairview	2	0.5%
Southwest General Health Center	2	0.5%
<i>Total</i>	371	100.0%



NORTH RIDGEVILLE FIRE DEPARTMENT



*Fire Prevention Inspection Report
January 2023*

*Submitted By:
Assistant Chief Mike Uhnak, EMT-P, FO2, FI*

North Ridgeville Fire Department

North Ridgeville, OH

This report was generated on 2/1/2023 10:17:07 AM



Completed Inspections per Zone for Date Range

Start Date: 01/01/2023 | End Date: 01/31/2023

ZONE	ID	OCCUPANCY	ADDRESS	INSPECTED
Zone 1- NW - Zone 1- North West Quadrant				
		State Farm	38950 Center Ridge RD	01/04/2023
		Foster/Adoption Inspection	7000 Ranger WAY	01/05/2023
		Foster/Adoption Inspection	7000 Ranger WAY	01/10/2023
		Foster/Adoption Inspection	7000 Ranger WAY	01/10/2023
		State Farm	38950 Center Ridge RD	01/11/2023
		Foster/Adoption Inspection	7000 Ranger WAY	01/13/2023
		Old Town Hall Theater/Museum	36119 Center Ridge	01/13/2023
		The Hatchery Antique Mall	7474 Avon Belden RD	01/17/2023
		The Hatchery Antique Mall	7474 Avon Belden RD	01/18/2023
		The Hatchery Antique Mall	7474 Avon Belden RD	01/19/2023
		Old Town Hall Theater/Museum	36119 Center Ridge	01/25/2023
	Wolff 2	Swish 360	38777 Taylor PKY #2	01/26/2023
		Puritas Metal Products	7720 Race RD	01/26/2023
		Puritas Metal Products	7720 Race RD	01/26/2023
		Old Town Hall Theater/Museum	36119 Center Ridge	01/27/2023
		Dayton Freight	38686 Taylor PKY	01/30/2023
		Dayton Freight	38686 Taylor PKY	01/31/2023
		Dayton Freight	38686 Taylor PKY	01/31/2023
Zone 2- NE - Zone 2- North East Quadrant				
		Arby's	34011 Center Ridge RD	01/04/2023
	Winkel B	Winkel Vacant	34437 Center Ridge RD	01/04/2023
	Winkel C	JAM Dance Academy	34453 Center Ridge RD	01/04/2023
		Arby's	34011 Center Ridge RD	01/04/2023
	Winkel A	Between The Bun Bar and Grille	34445 Center Ridge RD	01/04/2023
	Emerald Ridge Center 4	Mr. Hero	34258 Center Ridge RD	01/05/2023
	Emerald Ridge Center 4	Mr. Hero	34258 Center Ridge RD	01/05/2023
	Dreco 1	Dreco Inc.	7887 Root RD	01/05/2023
	Emerald Ridge Center 1	Dr. McCormack	34282 Center Ridge	01/05/2023
	Rini's Plaza 3	RE/MAX	34313 Center Ridge RD	01/06/2023
	Rini's Plaza 3	RE/MAX	34313 Center Ridge RD	01/06/2023
	Thaker F	Nitin Thaker Building Owner (Main)	35126 Center Ridge	01/09/2023
	Thaker A2	Royal Smokes	35100 Center Ridge RD	01/09/2023
		Hop Brothers Brewery Company	32650 Lorain RD	01/09/2023
		Northridge Health Center	35990 Westminister AVE	01/10/2023
		Hop Brothers Brewery Company	32650 Lorain RD	01/12/2023



ZONE	ID	OCCUPANCY	ADDRESS	INSPECTED
	Winkel B	Winkel Vacant	34437 Center Ridge RD	01/17/2023
	Winkel A	Between The Bun Bar and Grille	34445 Center Ridge RD	01/17/2023
	Winkel C	JAM Dance Academy	34453 Center Ridge RD	01/17/2023
		Arby's	34011 Center Ridge RD	01/17/2023
		Lorain County Health & Dental	35557 Center Ridge RD	01/17/2023
		North Ridgeville Police Department	7070 Ranger WAY	01/18/2023
		North Ridgeville Police Department	7070 Ranger WAY	01/19/2023
		North Ridgeville Academic Center	34620 Bainbridge RD	01/20/2023
		KinderCare	7171 Lear Nagle RD	01/24/2023
		Taco Bell	32350 Lorain	01/24/2023
		Taco Bell	32350 Lorain	01/24/2023
		Primrose School	32135 Cook RD	01/25/2023
		North Ridgeville Fire Station 1	7000 Ranger WAY	01/25/2023
	Thaker F	Nitin Thaker Building Owner (Main)	35126 Center Ridge	01/25/2023
	Thaker D	H & R Block	35114 Center Ridge	01/25/2023
		North Ridgeville City Hall	7307 Center Ridge	01/27/2023
		North Ridgeville City Hall	7307 Center Ridge	01/27/2023
		2B Clean Auto Detailing	32325 Cook RD	01/30/2023
Zone 3- SW - Zone 3- South West Quadrant				
		Beckett Air, Inc.	37850 Taylor PKY	01/13/2023
		Beckett Air, Inc.	37850 Taylor PKY	01/13/2023
		Beckett Air, Inc.	37850 Taylor PKY	01/13/2023
		Beckett Air, Inc.	37850 Taylor PKY	01/13/2023
		Rhenium Alloys	38653 Taylor PKY	01/18/2023
		Contour Tools	38830 Taylor PKY	01/18/2023
		Webber Electric	38887 Taylor PKY	01/18/2023
		Contour Tools	38830 Taylor PKY	01/19/2023
		The Cuyahoga Vending Group	39405 Taylor PKY	01/23/2023
		Norlake Engineered Transformer Solutions- Main Facility	39301 Taylor Industrial PKY	01/23/2023
		Norlake Engineered Transformer Solutions- Building #2	38923 Taylor PKY	01/23/2023
		Norlake Engineered Transformer Solutions- Building #3	38905 Taylor PKY	01/23/2023
		Lasercraft	38900 Taylor PKY	01/23/2023
		All Pro Freight/Reclaim Synergy	38850 Taylor PKY	01/24/2023
		Plextrusion Inc.	38870 Taylor PKY	01/24/2023
		Ten Point O	38818 Taylor PKY	01/24/2023
	Wolff 1	Wolff Bros. Supply	38777 Taylor PKY	01/26/2023
		Ten Point O	38818 Taylor PKY	01/26/2023
Zone 4- SE - Zone 4- South East Quadrant				
		North Ridgeville Fire Station #2	34523 Lorain RD	01/05/2023
		Danbury Senior Living	33770 Bagley RD	01/10/2023
		Danbury Senior Living	33770 Bagley RD	01/11/2023
		Heat Exchange	34205 Lorain RD	01/13/2023



ZONE	ID	OCCUPANCY	ADDRESS	INSPECTED
		North Ridgeville Fire Station #2	34523 Lorain RD	01/19/2023
		83 & Chustrnut Pub And Eatery	9001 Avon Belden RD	01/27/2023
		83 & Chustrnut Pub And Eatery	9001 Avon Belden RD	01/27/2023



North Ridgeville Fire Department

North Ridgeville, OH

This report was generated on 2/1/2023 10:17:26 AM



Count of Occupancies Inspected per Occupancy Type per Inspection Type for Date Range
Start Date: 01/01/2023 | End Date: 01/31/2023

OCCUPANCY	COUNT
INSPECTION TYPE: Annual	
Assembly	2
Day Care	1
Fire Station	1
General Business/Merchandise	8
Industrial /Manufacturing Facility	12
Nursing Home	1
Recreational Facility	2
Restaurant	2
Storage/Warehouse Facility	1
INSPECTION TYPE: Complaint	
Assembly	2
INSPECTION TYPE: FDC 5 Year Hydro Test	
Middle School	1
INSPECTION TYPE: Final Occupancy Inspection Acceptance Test	
Fire Station	1
Offices-General Business	1
INSPECTION TYPE: Fire Alarm System Acceptance Test	
Fire Station	1
General Business/Merchandise	1
Governmental Offices	1
INSPECTION TYPE: Fire Alarm System Install Spot Inspection	
Governmental Offices	1
INSPECTION TYPE: Fire Alarm System Test- Annual	
Assisted Living	1
Elementary School	1
Industrial /Manufacturing Facility	1
INSPECTION TYPE: Fire Protection System Impairment Inspection	
General Business/Merchandise	1
INSPECTION TYPE: Fire Safety During Construction	
General Business/Merchandise	2
Offices-General Business	3
Recreational Facility	2
Restaurant	2
INSPECTION TYPE: Home Inspection	
Residential	4

Locked inspections only.



OCCUPANCY	COUNT
INSPECTION TYPE: Knox Box Placement and Secured	
Industrial /Manufacturing Facility	2
INSPECTION TYPE: Plan Review	
Assembly	2
Doctor/Dentist Office	1
Gas/Service Station	1
General Business/Merchandise	2
Industrial /Manufacturing Facility	3
Police Station	1
INSPECTION TYPE: Pre Inspection Meeting	
Police Station	1
INSPECTION TYPE: Reinspection	
General Business/Merchandise	1
INSPECTION TYPE: Special Agent Test-Annual	
Industrial /Manufacturing Facility	1
INSPECTION TYPE: Sprinkler System Test-Annual	
Industrial /Manufacturing Facility	2
INSPECTION TYPE: Wet Chemical Sprinkler System Semi-Annual Test	
Assisted Living	1
General Business/Merchandise	1
Restaurant	2
Total # of Inspections:	77

Locked inspections only.



North Ridgeville Fire Department

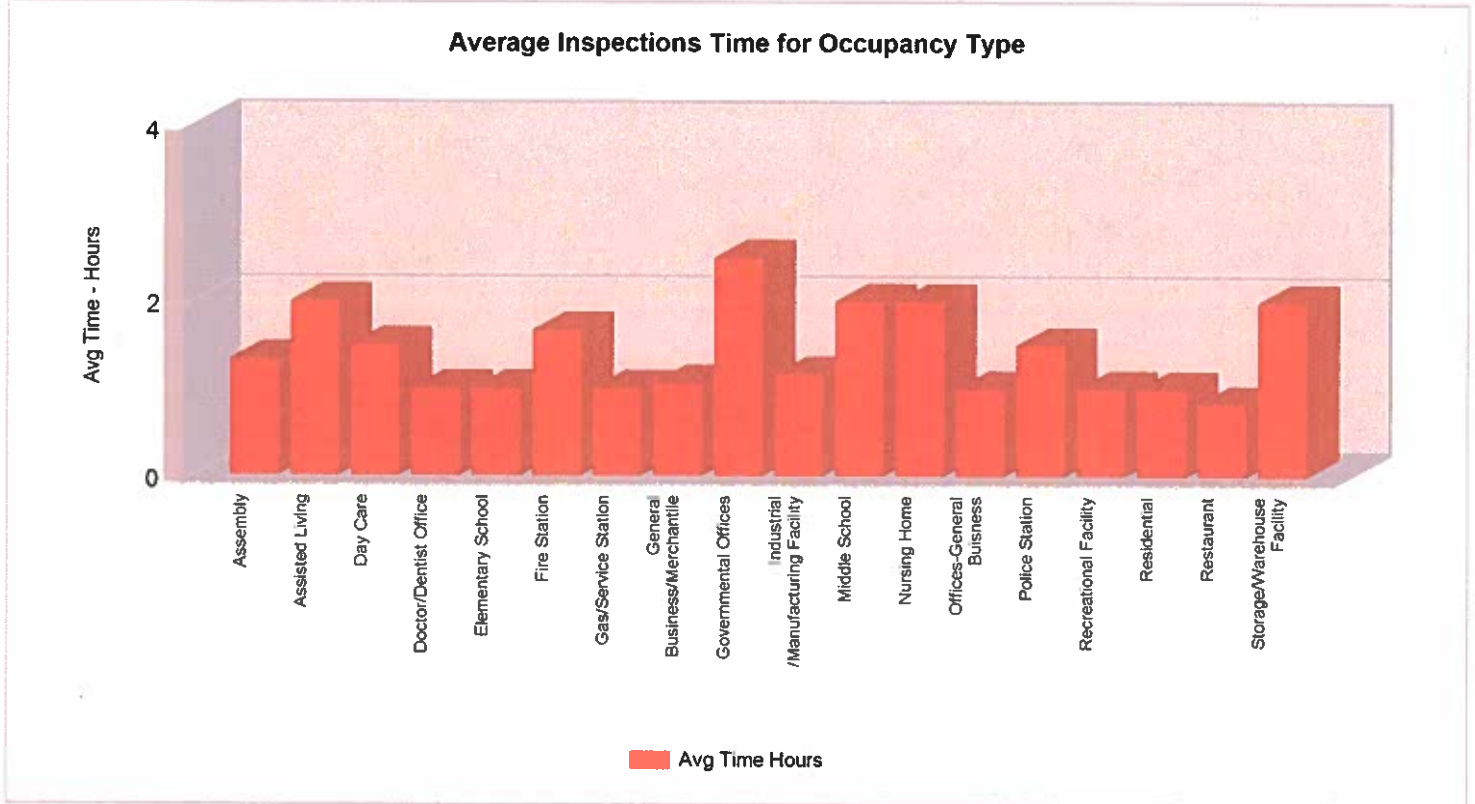
North Ridgeville, OH

This report was generated on 2/1/2023 10:17:45 AM



Average Inspection Time per Occupancy Type for Date Range

Start Date: 01/01/2023 | End Date: 01/31/2023



OCCUPANCY TYPE	AVERAGE TIME (minutes)
Assembly	1:20:00
Assisted Living	2:00:00
Day Care	1:30:00
Doctor/Dentist Office	1:00:00
Elementary School	1:00:00
Fire Station	1:40:00
Gas/Service Station	1:00:00
General Business/Merchantile	1:03:45
Governmental Offices	2:30:00
Industrial /Manufacturing Facility	1:10:00
Middle School	2:00:00
Nursing Home	2:00:00
Offices-General Business	1:00:00
Police Station	1:30:00
Recreational Facility	1:00:00
Residential	1:00:00
Restaurant	0:50:00

Only inspections with TIME IN and TIME OUT information provided are included in the INSPECTION TIME calculations.



emergencyreporting.com

Doc Id: 728

Page # 1 of 2

OCCUPANCY TYPE	AVERAGE TIME (minutes)
Storage/Warehouse Facility	2:00:00

Only inspections with TIME IN and TIME OUT information provided are included in the INSPECTION TIME calculations.



North Ridgeville Fire Department

North Ridgeville, OH

This report was generated on 2/1/2023 10:18:17 AM

Daily Log Items per Personnel for Activity Code for Personnel

Activity Codes: All Activity Codes | Personnel: Uhnak, Michael | Start Time: 00:00 | End Time: 23:00 | Start Date: 01/01/2023 | End Date: 01/31/2023

START	END	LOG TYPE	APPARATUS	NOTES	HOURS
01/03/2023 08:00:00	01/03/2023 12:00:00	DAYBOOK		Return calls, answer emails from being off.	4.00
01/03/2023 12:00:00	01/03/2023 13:00:00	DAYBOOK			1.00
01/03/2023 13:00:00	01/03/2023 15:00:00	DAYBOOK		Incident Command for tree on car and power lines on Jaycox Rd.	2.00
01/04/2023 08:00:00	01/04/2023 09:00:00	DAYBOOK			1.00
01/04/2023 09:00:00	01/04/2023 10:00:00	INSPECTION		An inspection was completed for Arby's by Uhnak, Michael	1.00
01/04/2023 10:00:00	01/04/2023 11:00:00	INSPECTION		An inspection was completed for Between The Bun Bar and Grille by Uhnak, Michael	1.00
01/04/2023 11:00:00	01/04/2023 12:00:00	INSPECTION		An inspection was completed for State Farm by Uhnak, Michael	1.00
01/04/2023 12:00:00	01/04/2023 13:00:00	DAYBOOK			1.00
01/04/2023 13:00:00	01/04/2023 14:00:00	INSPECTION		An inspection was completed for Arby's by Uhnak, Michael	1.00
01/04/2023 14:00:00	01/04/2023 15:00:00	INSPECTION		An inspection was completed for Winkler Vacant by Uhnak, Michael	1.00
01/04/2023 15:00:00	01/04/2023 16:00:00	INSPECTION		An inspection was completed for JAM Dance Academy by Uhnak, Michael	1.00
01/05/2023 08:00:00	01/05/2023 08:30:00	INSPECTION		An inspection was completed for Mr. Hero by Uhnak, Michael	0.50
01/05/2023 08:30:00	01/05/2023 09:30:00	INSPECTION		An inspection was completed for Mr. Hero by Uhnak, Michael	1.00
01/05/2023 09:30:00	01/05/2023 10:00:00	INSPECTION		An inspection was completed for Dreco Inc. by Uhnak, Michael	0.50
01/05/2023 10:00:00	01/05/2023 11:00:00	DAYBOOK			1.00
01/05/2023 11:00:00	01/05/2023 13:00:00	INSPECTION		An inspection was completed for Dr. McCormack by Uhnak, Michael	2.00
01/05/2023 13:00:00	01/05/2023 14:00:00	INSPECTION		An inspection was completed for Foster/Adoption Inspection by Uhnak, Michael	1.00
01/05/2023 14:00:00	01/05/2023 16:00:00	INSPECTION		An inspection was completed for North Ridgeville Fire Station #2 by Uhnak, Michael	2.00
01/06/2023 08:00:00	01/06/2023 09:00:00	DAYBOOK			1.00
01/06/2023 09:00:00	01/06/2023 11:00:00	DAYBOOK		Reports: Dr. McCormack Dental Annual 5616 Opal Home Insp. Mr. Hero Wet Chemical Mr. Hero Annual	2.00
01/06/2023 11:00:00	01/06/2023 12:00:00	DAYBOOK			1.00
01/06/2023 12:00:00	01/06/2023 13:00:00	DAYBOOK		New Tabaco Store Plan Review.	1.00
01/06/2023 13:00:00	01/06/2023 14:00:00	INSPECTION		An inspection was completed for RE/MAX by Uhnak, Michael	1.00
01/06/2023 14:00:00	01/06/2023 15:00:00	INSPECTION		An inspection was completed for RE/MAX by Uhnak, Michael	1.00
01/06/2023 15:00:00	01/06/2023 16:00:00	DAYBOOK			1.00
01/09/2023 08:00:00	01/09/2023 09:00:00	DAYBOOK			1.00
01/09/2023 09:00:00	01/09/2023 10:00:00	INSPECTION		An inspection was completed for Royal Smokes by Uhnak, Michael	1.00
01/09/2023 10:00:00	01/09/2023 11:00:00	INSPECTION		An inspection was completed for Nitin Thaker Building Owner (Mam) by Uhnak, Michael	1.00
01/09/2023 11:00:00	01/09/2023 12:00:00	DAYBOOK		ADM. Meeting	1.00
01/09/2023 12:00:00	01/09/2023 13:00:00	DAYBOOK			1.00

Lists the Daily Log items, grouped by Personnel, corresponding to the selected Activity Code and Personnel.



START	END	LOG TYPE	APPARATUS	NOTES	HOURS
01/09/2023 13:00:00	01/09/2023 15:00:00	INSPECTION		An inspection was completed for Hop Brothers Brewery Company by Uhnak, Michael	2.00
01/09/2023 15:00:00	01/09/2023 16:00:00	DAYBOOK		Reports: Hops Plan Review Royal Smokes Thaker Annual	1.00
01/10/2023 08:00:00	01/10/2023 09:00:00	DAYBOOK			1.00
01/10/2023 09:00:00	01/10/2023 10:00:00	INSPECTION		An inspection was completed for Foster/Adoption Inspection by Uhnak, Michael	1.00
01/10/2023 09:00:00	01/10/2023 10:00:00	INSPECTION		An inspection was completed for Foster/Adoption Inspection by Uhnak, Michael	1.00
01/10/2023 10:00:00	01/10/2023 12:00:00	INSPECTION		An inspection was completed for Northridge Health Center by Uhnak, Michael	2.00
01/10/2023 12:00:00	01/10/2023 13:00:00	DAYBOOK			1.00
01/10/2023 14:00:00	01/10/2023 15:00:00	INSPECTION		An inspection was completed for Danbury Senior Living by Uhnak, Michael	1.00
01/10/2023 15:00:00	01/10/2023 16:00:00	DAYBOOK		Met with FF Pocos	1.00
01/11/2023 08:00:00	01/11/2023 09:00:00	DAYBOOK			1.00
01/11/2023 09:00:00	01/11/2023 10:00:00	INSPECTION		An inspection was completed for State Farm by Uhnak, Michael	1.00
01/11/2023 10:00:00	01/11/2023 13:00:00	INSPECTION		An inspection was completed for Danbury Senior Living by Uhnak, Michael	3.00
01/11/2023 13:00:00	01/11/2023 14:00:00	DAYBOOK			1.00
01/11/2023 14:00:00	01/11/2023 15:00:00	DAYBOOK		Reports: Danbury Fire Alarm State Farm Acceptance Test	1.00
01/11/2023 15:00:00	01/11/2023 16:00:00	DAYBOOK		Meeting with AC Graf and FF Accord	1.00
01/12/2023 08:00:00	01/12/2023 09:00:00	DAYBOOK			1.00
01/12/2023 09:00:00	01/12/2023 10:00:00	DAYBOOK		Scheduling: Home Insp. Dialysis Center O'Neal Health Avenue UH Lorrain Rd. Danbury	1.00
01/12/2023 10:00:00	01/12/2023 13:00:00	DAYBOOK		Scheduling: Contour All Pro Lasercraft Cuyahoga Vending Norlake Rhenium Alloy Webber Plextrusion Ten point 0	3.00
01/12/2023 13:00:00	01/12/2023 14:00:00	DAYBOOK			1.00
01/12/2023 14:00:00	01/12/2023 16:00:00	INSPECTION		An inspection was completed for Hop Brothers Brewery Company by Uhnak, Michael	2.00
01/13/2023 08:00:00	01/13/2023 09:00:00	INSPECTION		An inspection was completed for Foster/Adoption Inspection by Uhnak, Michael	1.00
01/13/2023 09:00:00	01/13/2023 12:00:00	INSPECTION		An inspection was completed for Beckett Air, Inc. by Uhnak, Michael	3.00
01/13/2023 12:00:00	01/13/2023 13:00:00	INSPECTION		An inspection was completed for Beckett Air, Inc. by Uhnak, Michael	1.00
01/13/2023 13:00:00	01/13/2023 14:00:00	INSPECTION		An inspection was completed for Beckett Air, Inc. by Uhnak, Michael	1.00
01/13/2023 14:00:00	01/13/2023 15:00:00	INSPECTION		An inspection was completed for Beckett Air, Inc. by Uhnak, Michael	1.00
01/13/2023 15:00:00	01/13/2023 16:00:00	INSPECTION		An inspection was completed for Old Town Hall Theater/Museum by Uhnak, Michael	1.00
01/13/2023 15:00:00	01/13/2023 16:00:00	INSPECTION		An inspection was completed for Heat Exchange by Uhnak, Michael	1.00
01/17/2023 08:00:00	01/17/2023 09:00:00	INSPECTION		An inspection was completed for Winkel Vacant by Uhnak, Michael	1.00
01/17/2023 09:00:00	01/17/2023 10:00:00	INSPECTION		An inspection was completed for Between The Bun Bar and Grille by Uhnak, Michael	1.00
01/17/2023 10:00:00	01/17/2023 11:00:00	INSPECTION		An inspection was completed for JAM Dance Academy by Uhnak, Michael	1.00

Lists the Daily Log items, grouped by Personnel, corresponding to the selected Activity Code and Personnel.

START	END	LOG TYPE	APPARATUS	NOTES	HOURS
01/17/2023 11:00:00	01/17/2023 12:00:00	INSPECTION		An inspection was completed for Arby's by Uhnak, Michael	1.00
01/17/2023 12:00:00	01/17/2023 13:00:00	DAYBOOK			1.00
01/17/2023 13:00:00	01/17/2023 15:00:00	INSPECTION		An inspection was completed for The Hatchery Antique Mall by Uhnak, Michael	2.00
01/17/2023 15:00:00	01/17/2023 16:00:00	INSPECTION		An inspection was completed for Lorain County Health & Dental by Uhnak, Michael	1.00
01/18/2023 08:00:00	01/18/2023 09:00:00	DAYBOOK			1.00
01/18/2023 09:00:00	01/18/2023 10:00:00	INSPECTION		An inspection was completed for Rhenium Alloys by Uhnak, Michael	1.00
01/18/2023 10:00:00	01/18/2023 11:00:00	INSPECTION		An inspection was completed for Contour Tools by Uhnak, Michael	1.00
01/18/2023 11:00:00	01/18/2023 12:00:00	INSPECTION		An inspection was completed for Webber Electric by Uhnak, Michael	1.00
01/18/2023 12:00:00	01/18/2023 13:00:00	DAYBOOK			1.00
01/18/2023 13:00:00	01/18/2023 14:00:00	INSPECTION		An inspection was completed for The Hatchery Antique Mall by Uhnak, Michael	1.00
01/18/2023 14:00:00	01/18/2023 16:00:00	INSPECTION		An inspection was completed for North Ridgeville Police Department by Uhnak, Michael	2.00
01/19/2023 08:00:00	01/19/2023 09:00:00	DAYBOOK			1.00
01/19/2023 09:00:00	01/19/2023 10:00:00	INSPECTION		An inspection was completed for North Ridgeville Police Department by Uhnak, Michael	1.00
01/19/2023 10:00:00	01/19/2023 12:00:00	INSPECTION		An inspection was completed for North Ridgeville Fire Station #2 by Uhnak, Michael	2.00
01/19/2023 12:00:00	01/19/2023 13:00:00	DAYBOOK			1.00
01/19/2023 13:00:00	01/19/2023 14:00:00	INSPECTION		An inspection was completed for The Hatchery Antique Mall by Uhnak, Michael	1.00
01/19/2023 14:00:00	01/19/2023 15:00:00	INSPECTION		An inspection was completed for Contour Tools by Uhnak, Michael	1.00
01/19/2023 15:00:00	01/19/2023 16:00:00	DAYBOOK		Reports: Hatchery Plan Review Police Plan Review Contour Tool Knox Box NRFD Sta. 2 Final	1.00
01/20/2023 08:00:00	01/20/2023 09:00:00	DAYBOOK			1.00
01/20/2023 09:00:00	01/20/2023 11:00:00	INSPECTION		An inspection was completed for North Ridgeville Academic Center by Uhnak, Michael	2.00
01/20/2023 11:00:00	01/20/2023 12:00:00	DAYBOOK		FDC Ball Drip Code Requirements.	1.00
01/20/2023 12:00:00	01/20/2023 13:00:00	DAYBOOK			1.00
01/23/2023 08:00:00	01/23/2023 09:00:00	DAYBOOK			1.00
01/23/2023 09:00:00	01/23/2023 10:00:00	INSPECTION		An inspection was completed for The Cuyahoga Vending Group by Uhnak, Michael	1.00
01/23/2023 10:00:00	01/23/2023 11:00:00	INSPECTION		An inspection was completed for Noriako Engineered Transformer Solutions- Main Facility by Uhnak, Michael	1.00
01/23/2023 11:00:00	01/23/2023 12:00:00	INSPECTION		An inspection was completed for Noriako Engineered Transformer Solutions- Building #2 by Uhnak, Michael	1.00
01/23/2023 13:00:00	01/23/2023 14:00:00	INSPECTION		An inspection was completed for Noriako Engineered Transformer Solutions- Building #3 by Uhnak, Michael	1.00
01/23/2023 14:00:00	01/23/2023 15:00:00	INSPECTION		An inspection was completed for Lasercraft by Uhnak, Michael	1.00
01/23/2023 15:00:00	01/23/2023 16:00:00	DAYBOOK			1.00
01/24/2023 08:00:00	01/24/2023 09:00:00	INSPECTION		An inspection was completed for Taco Bell by Uhnak, Michael	1.00
01/24/2023 08:30:00	01/24/2023 09:00:00	INSPECTION		An inspection was completed for Taco Bell by Uhnak, Michael	0.50
01/24/2023 09:00:00	01/24/2023 11:00:00	INSPECTION		An inspection was completed for All Pro Freight/Reclaim Synergy by Uhnak, Michael	2.00
01/24/2023 11:00:00	01/24/2023 12:00:00	INSPECTION		An inspection was completed for Plextrusion Inc. by Uhnak, Michael	1.00
01/24/2023 12:00:00	01/24/2023 13:00:00	INSPECTION		An inspection was completed for KinderCare by Uhnak, Michael	1.00
01/24/2023 13:00:00	01/24/2023 14:00:00	INSPECTION		An inspection was completed for Ten Point O by Uhnak, Michael	1.00
01/24/2023 14:00:00	01/24/2023 15:00:00	DAYBOOK			1.00
01/24/2023 15:00:00	01/24/2023 16:00:00	DAYBOOK			1.00
01/25/2023 08:00:00	01/25/2023 08:30:00	DAYBOOK			0.50
01/25/2023 08:30:00	01/25/2023 09:30:00	INSPECTION		An inspection was completed for North Ridgeville Fire Station 1 by Uhnak, Michael	1.00
01/25/2023 09:30:00	01/25/2023 10:30:00	INSPECTION		An inspection was completed for Old Town Hall Theater/Museum by Uhnak, Michael	1.00
01/25/2023 10:00:00	01/25/2023 11:30:00	INSPECTION		An inspection was completed for Primrose School by Uhnak, Michael	1.50

Lists the Daily Log items, grouped by Personnel, corresponding to the selected Activity Code and Personnel.



START	END	LOG TYPE	APPARATUS	NOTES	HOURS
01/25/2023 11:30:00	01/25/2023 12:00:00	INSPECTION		An inspection was completed for H & R Block by Uhnak, Michael	0.50
01/25/2023 12:00:00	01/25/2023 13:00:00	DAYBOOK			1.00
01/25/2023 13:00:00	01/25/2023 14:00:00	INSPECTION		An inspection was completed for Nilitn Thaker Building Owner (Main) by Uhnak, Michael	1.00
01/25/2023 13:00:00	01/25/2023 15:00:00	DAYBOOK		EMS STEMI recognition with Dr. Spaner.	2.00
01/25/2023 14:00:00	01/25/2023 16:00:00	DAYBOOK		EMS ECG Review	2.00
01/26/2023 08:00:00	01/26/2023 09:00:00	DAYBOOK			1.00
01/26/2023 09:00:00	01/26/2023 10:00:00	INSPECTION		An inspection was completed for Swish 360 by Uhnak, Michael	1.00
01/26/2023 10:00:00	01/26/2023 11:00:00	INSPECTION		An inspection was completed for Ten Point O by Uhnak, Michael	1.00
01/26/2023 11:00:00	01/26/2023 12:00:00	INSPECTION		An inspection was completed for Wolff Bros. Supply by Uhnak, Michael	1.00
01/26/2023 11:00:00	01/26/2023 12:00:00	DAYBOOK			1.00
01/26/2023 13:00:00	01/26/2023 14:00:00	INSPECTION		An inspection was completed for Puritas Metal Products by Uhnak, Michael	1.00
01/26/2023 14:00:00	01/26/2023 14:30:00	INSPECTION		An inspection was completed for Puritas Metal Products by Uhnak, Michael	0.50
01/26/2023 14:30:00	01/26/2023 16:00:00	DAYBOOK		Meeting with Engineering about fire lines.	1.50
01/27/2023 08:00:00	01/27/2023 08:30:00	DAYBOOK			0.50
01/27/2023 08:30:00	01/27/2023 09:00:00	INSPECTION		An inspection was completed for 83 & Chusnut Pub And Eatery by Uhnak, Michael	0.50
01/27/2023 09:00:00	01/27/2023 10:00:00	INSPECTION		An inspection was completed for 83 & Chusnut Pub And Eatery by Uhnak, Michael	1.00
01/27/2023 10:00:00	01/27/2023 13:00:00	INSPECTION		An inspection was completed for North Ridgeville City Hall by Uhnak, Michael	3.00
01/27/2023 13:00:00	01/27/2023 15:00:00	INSPECTION		An inspection was completed for North Ridgeville City Hall by Uhnak, Michael	2.00
01/27/2023 15:00:00	01/27/2023 16:00:00	INSPECTION		An inspection was completed for Old Town Hall Theater/Museum by Uhnak, Michael	1.00
01/30/2023 08:00:00	01/30/2023 09:00:00	DAYBOOK			1.00
01/30/2023 09:00:00	01/30/2023 12:00:00	INSPECTION		An inspection was completed for Dayton Freight by Uhnak, Michael	3.00
01/30/2023 12:00:00	01/30/2023 13:00:00	DAYBOOK			1.00
01/30/2023 13:00:00	01/30/2023 14:00:00	INSPECTION		An inspection was completed for 2B Clean Auto Detailing by Uhnak, Michael	1.00
01/30/2023 14:00:00	01/30/2023 16:00:00	DAYBOOK		Scheduling: Kalt Fale Baptist Church Homenik Gorski Sugar Storage	2.00
01/31/2023 08:00:00	01/31/2023 09:00:00	DAYBOOK			1.00
01/31/2023 09:00:00	01/31/2023 11:00:00	DAYBOOK		Pre Panning Commission Meeting	2.00
01/31/2023 11:00:00	01/31/2023 12:00:00	INSPECTION		An inspection was completed for Dayton Freight by Uhnak, Michael	1.00
01/31/2023 12:00:00	01/31/2023 13:00:00	DAYBOOK			1.00
01/31/2023 13:00:00	01/31/2023 14:30:00	DAYBOOK		Chief Officer Meeting	1.50
01/31/2023 14:30:00	01/31/2023 16:00:00	INSPECTION		An inspection was completed for Dayton Freight by Uhnak, Michael	1.50
Total Hours for: Uhnak, Michael					159.00
Total of all Personnel Hours					159.00

Lists the Daily Log items, grouped by Personnel, corresponding to the selected Activity Code and Personnel.