



FIRE DEPARTMENT MONTHLY REPORT SEPTEMBER 2024

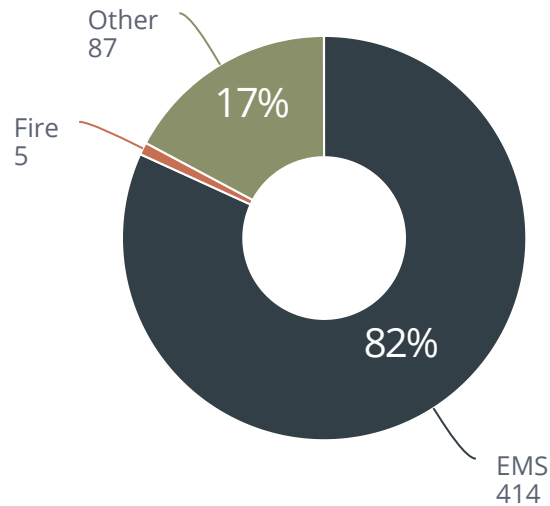


Overall Incident Statistics - Sept. 2024

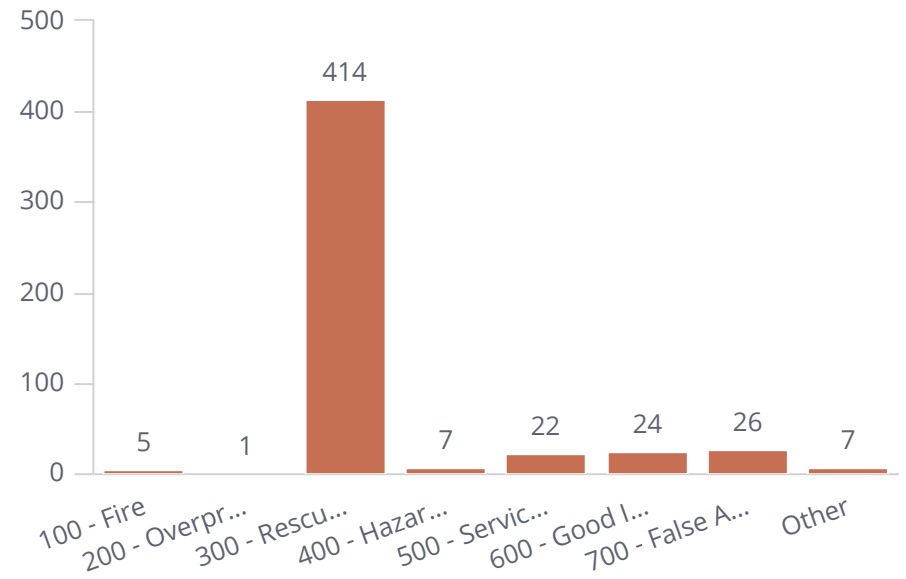
Count of Total Incidents

Count of Incidents
506

EMS/Fire Incident Breakdown



Count of Incidents by Incident Type



Mutual Aid Given
10

Mutual Aid Received
8

INCIDENT LOSS VALUE - PROPERTY

Total Estimated Property Loss
\$22,000

INCIDENT LOSS VALUE - CONTENTS

Total Estimated Content Loss
\$3,100

LIGHTS AND SIREN - AVERAGE RESPONSE TIME - FIRE

Station	Incident Type Group	Average Response Time Alarm To Arrival
North Ridgeville FD Station 1	100 - Fire	00h:08m:00s
North Ridgeville FD Station 2	100 - Fire	00h:09m:29s

LIGHTS AND SIREN - AVERAGE RESPONSE TIME- EMS

Station	Incident Type Group	Average Response Time Alarm To Arrival
North Ridgeville FD Station 1	300 - Rescue & EMS	00h:07m:21s
North Ridgeville FD Station 2	300 - Rescue & EMS	00h:08m:17s

LIGHTS AND SIREN - AVERAGE TURN OUT TIME EMS

Apparatus Type	Incident Type Group	Average Unit Turnout Time
ALS unit	300 - Rescue & EMS	00h:01m:48s
Engine	300 - Rescue & EMS	00h:01m:32s
Truck or aerial	300 - Rescue & EMS	00h:01m:07s

LIGHTS AND SIREN - AVERAGE TURN OUT TIME FIRE

Apparatus Type	Incident Type Group	Average Unit Turnout Time
ALS unit	100 - Fire	00h:00m:05s
Chief officer car	100 - Fire	00h:03m:42s
Engine	100 - Fire	00h:02m:04s
Support apparatus, other	100 - Fire	00h:00m:04s

Average Time On Scene: **00h:30m:07s**

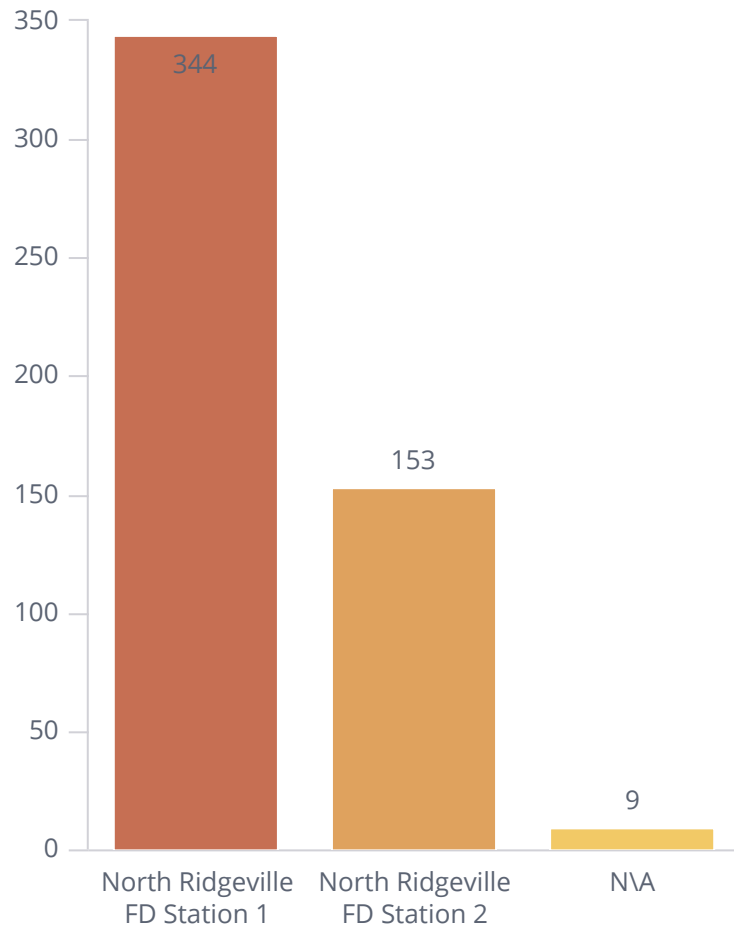


FIRE/RESCUE SERVICES DATA

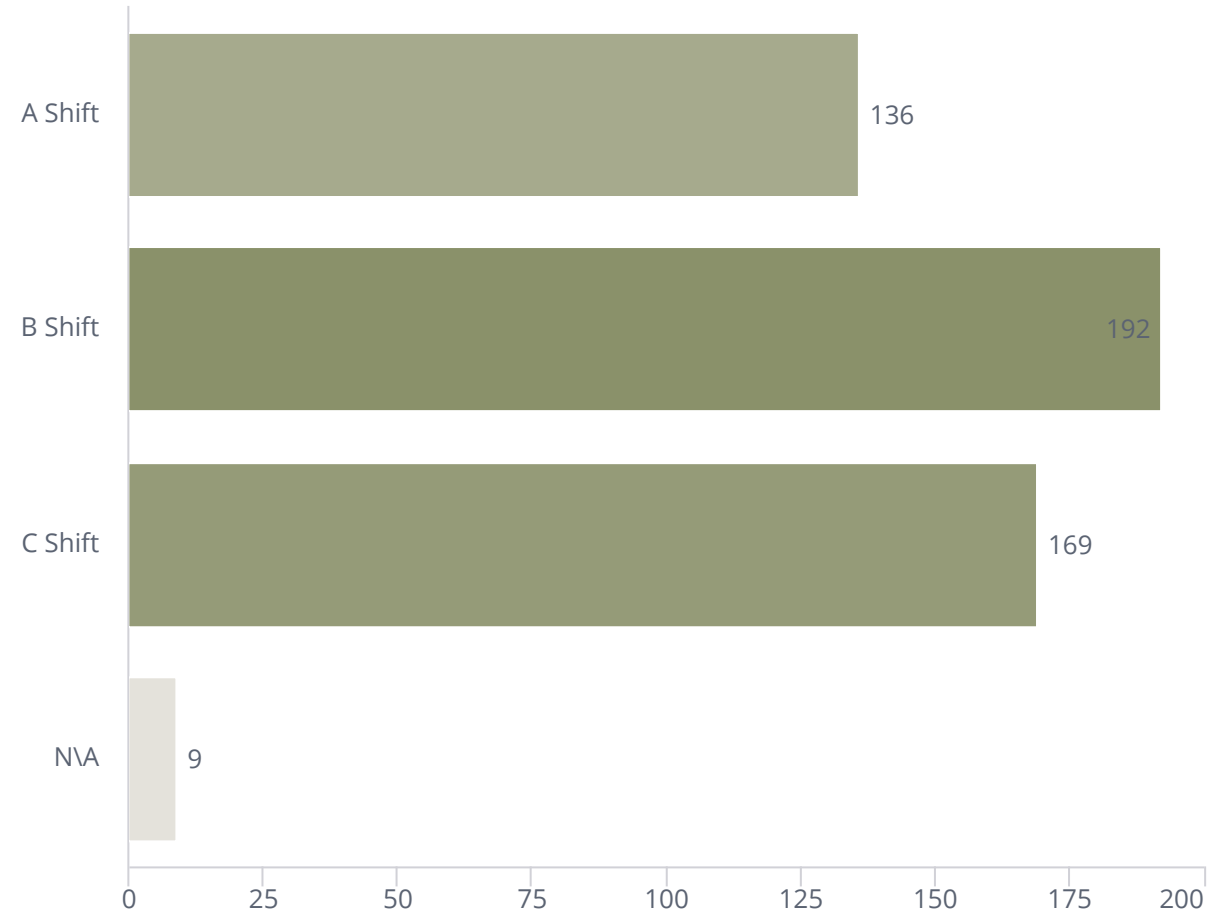


Fire Incident Count

Incident Count by Station



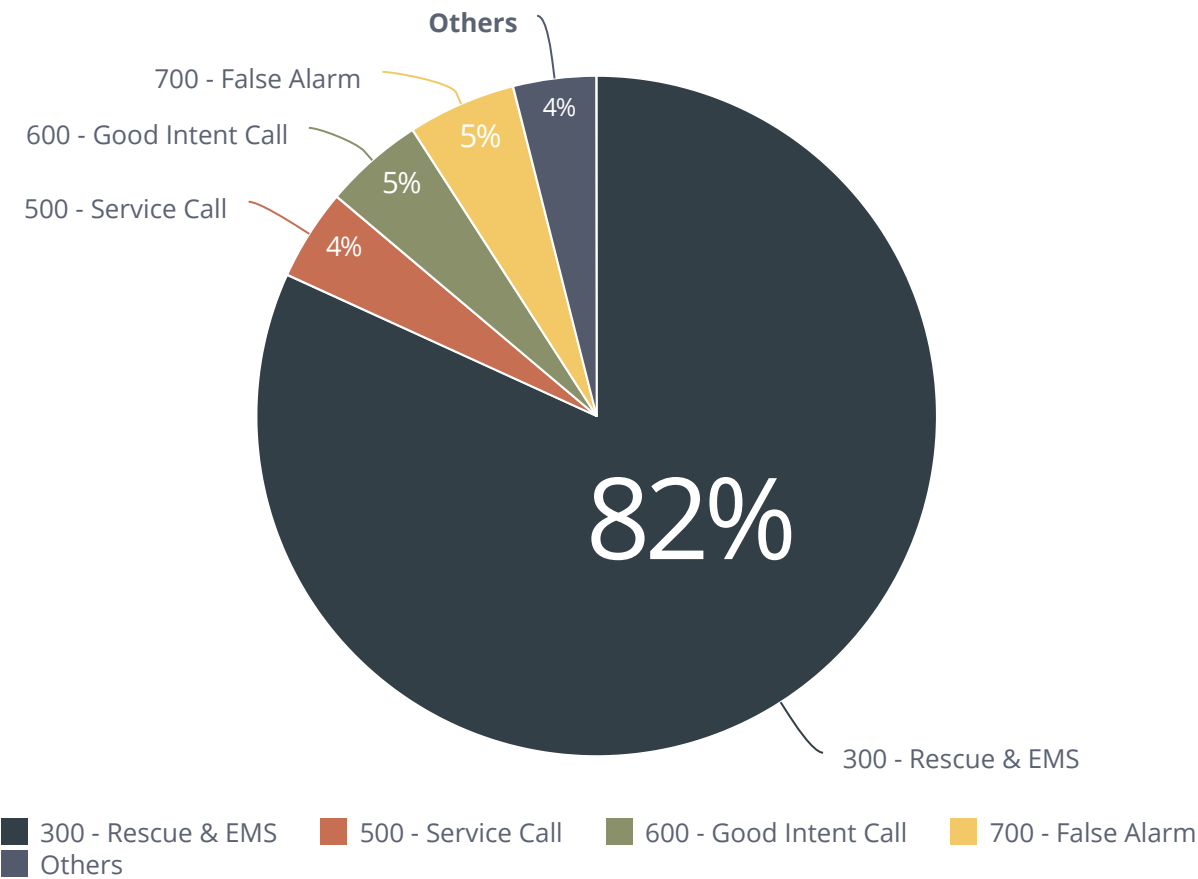
Incident Count by Shift



Count of Incident Responses

Station	Shift	Count of Incidents
		2024
North Ridgeville FD Station 1	A Shift	95
	B Shift	136
	C Shift	113
North Ridgeville FD Station 1 Total		344
North Ridgeville FD Station 2	A Shift	41
	B Shift	56
	C Shift	56
North Ridgeville FD Station 2 Total		153
N/A	N/A	9
Grand Total		506

Percent of Incident Responses by Incident Type

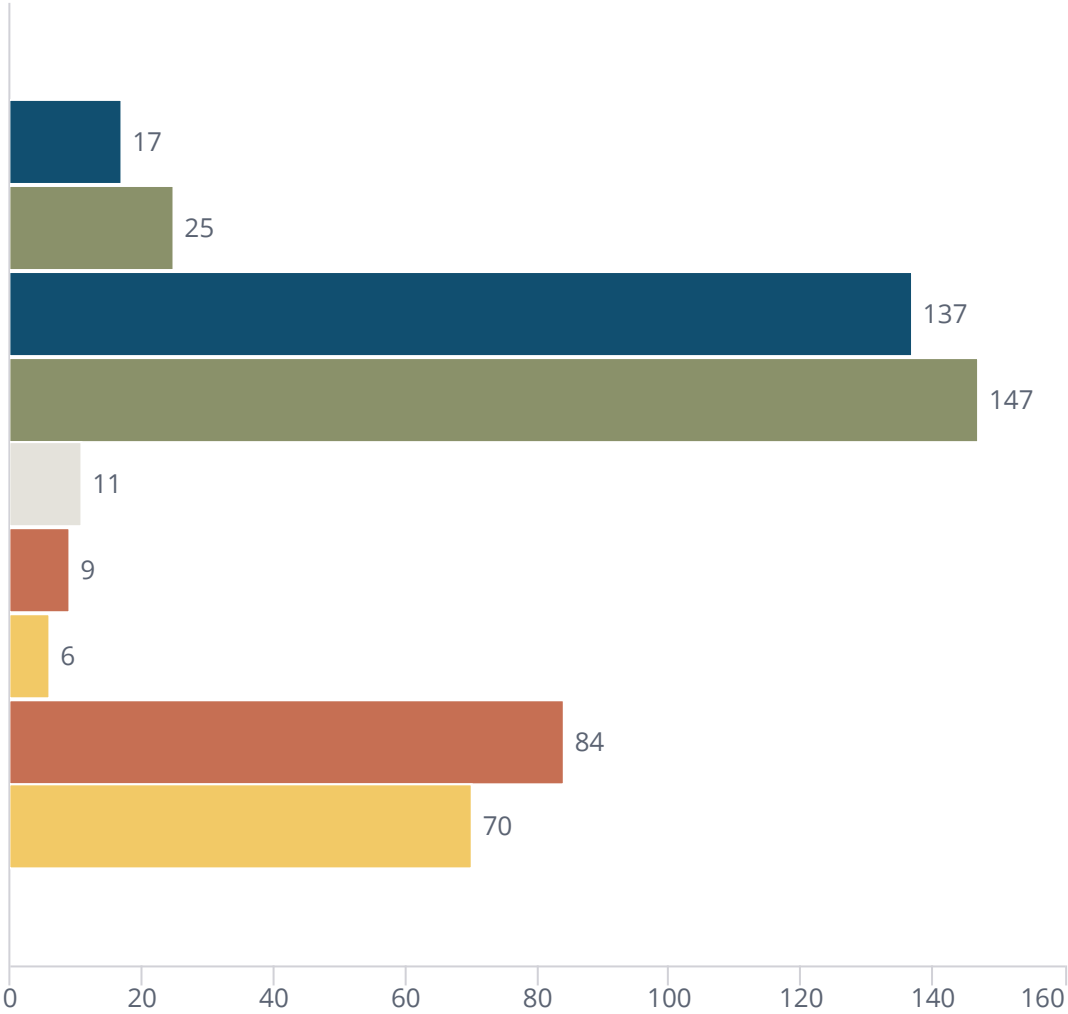


Incidents by Zone for Date Range

Start Date: 09/01/2024 | End Date: 09/30/2024


District	# of Incidents
North East Quadrant	17
North West Quadrant	25
Northeast	137
Northwest	147
Out of District	11
South East Quadrant	9
South West Quadrant	6
Southeast	84
Southwest	70
# of Incidents	506

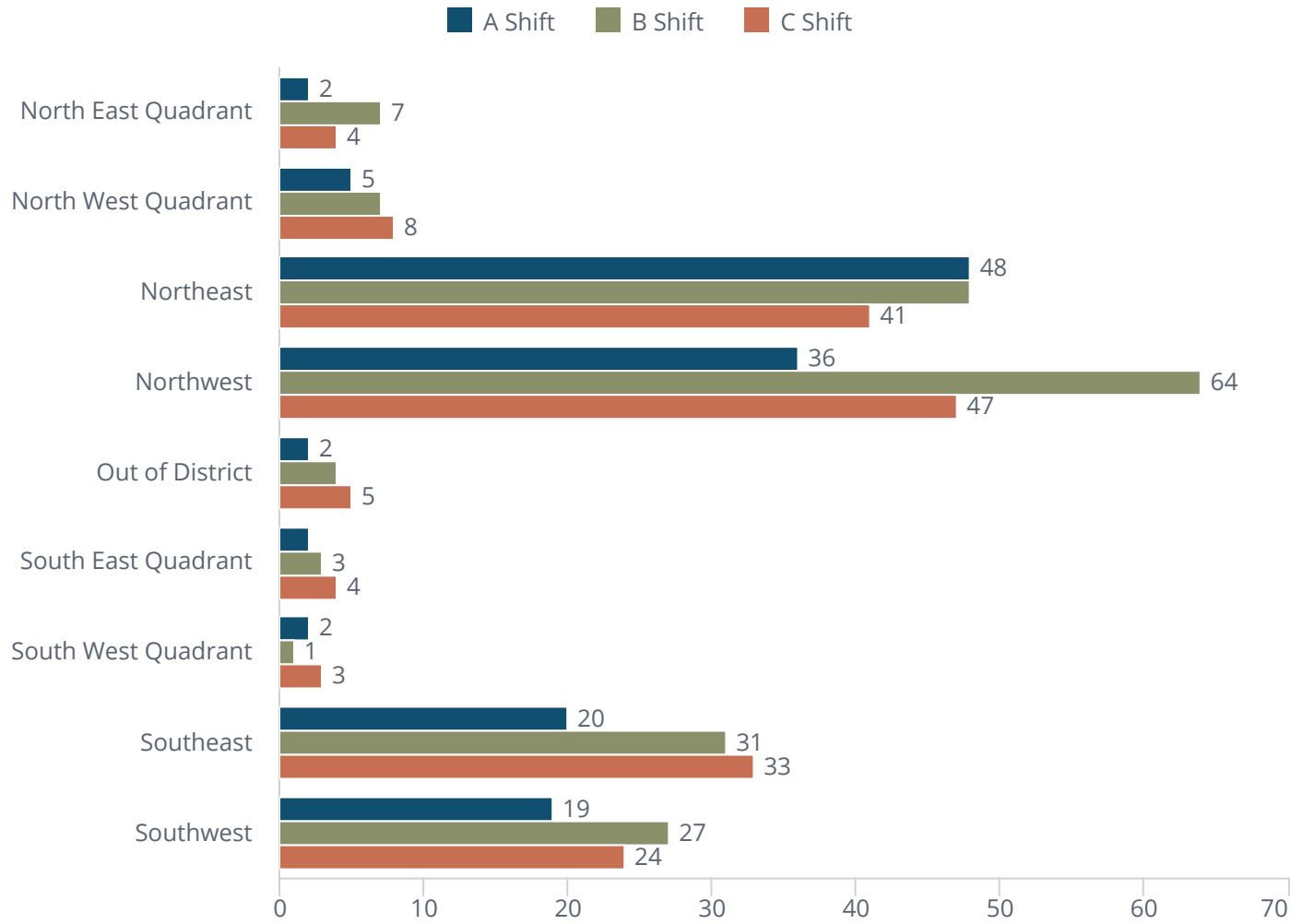
- North East Quadrant
- North West Quadrant
- Northeast
- Northwest
- Out of District
- South East Quadrant
- South West Quadrant
- Southeast
- Southwest



Incidents by Zone per Shift for Date Range

Start Date: 09/01/2024 | End Date: 09/30/2024

Shift	District 	# of Incidents
A Shift	North East Quadrant	2
	North West Quadrant	5
	Northeast	48
	Northwest	36
	Out of District	2
	South East Quadrant	2
	South West Quadrant	2
	Southeast	20
	Southwest	19
B Shift	North East Quadrant	7
	North West Quadrant	7
	Northeast	48
	Northwest	64
	Out of District	4
	South East Quadrant	3
	South West Quadrant	1
	Southeast	31
	Southwest	27
C Shift	North East Quadrant	4
	North West Quadrant	8
	Northeast	41
	Northwest	47
	Out of District	5
	South East Quadrant	4
	South West Quadrant	3
	Southeast	33
	Southwest	24
N/A	North East Quadrant	4
	North West Quadrant	5
# of Incidents		506



Incident Type Count per Station for Date Range 09/01/2024 - 09/30/2024

Station	Incident Type	# of Incidents
North Ridgeville FD Station 1	Alarm system activation, no fire - unintentional	2
	Alarm system sounded due to malfunction	2
	Assist invalid	3
	Assist police or other governmental agency	1
	Building fire	1
	Carbon monoxide detector activation, no CO	2
	CO detector activation due to malfunction	1
	Detector activation, no fire - unintentional	1
	Dispatched & canceled en route	16
	Electrical wiring/equipment problem, other	1
	EMS call, excluding vehicle accident with injury	278
	False alarm or false call, other	1
	Fireworks explosion (no fire)	1
	Gas leak (natural gas or LPG)	2
	Gasoline or other flammable liquid spill	1
	Grass fire	1
	HazMat release investigation w/no HazMat	1
	Motor vehicle accident with injuries	6
	Motor vehicle accident with no injuries.	1
	No incident found on arrival at dispatch address	1
	Passenger vehicle fire	1
	Power line down	1
	Public service	6
	Public service assistance, other	1
	Smoke detector activation due to malfunction	7
	Smoke detector activation, no fire - unintentional	1
	Smoke or odor removal	1
	Smoke scare, odor of smoke	1
	Unauthorized burning	1
	Unintentional transmission of alarm, other	1
North Ridgeville FD Station 1 Total		344
North Ridgeville FD Station 2	Alarm system sounded due to malfunction	1
	Assist invalid	4
	Carbon monoxide detector activation, no CO	1
	Chemical spill or leak	1

Incident Type Count per Station for Date Range 09/01/2024 - 09/30/2024

Station	Incident Type	# of Incidents
North Ridgeville FD Station 2	CO detector activation due to malfunction	2
	Emergency medical service incident, other	1
	EMS call, excluding vehicle accident with injury	119
	Forest, woods or wildland fire	1
	Gas leak (natural gas or LPG)	1
	Grass fire	1
	Motor vehicle accident with injuries	5
	Motor vehicle accident with no injuries.	2
	No incident found on arrival at dispatch address	4
	Public service	5
	Smoke detector activation due to malfunction	2
	Unintentional transmission of alarm, other	2
	Wrong location	1
North Ridgeville FD Station 2 Total		153
N/A	EMS call, excluding vehicle accident with injury	2
	N/A	7
N/A Total		9
# of Incidents		506

Average Response Time

Fire Incidents: **5**

EMS Incidents: **414**

Other (Excluding Mutual Aid): **70**

Fire - Response Time

90th Percentile: **10m:23s**

Fire - Response Time

NRFD: **08m:55s**

EMS - Response Time


90th Percentile: **10m:59s**

EMS - Response Time

NRFD: **07m:25s**

District	Average Response Time Dispatch Notified to Arrival
North East Quadrant	
North West Quadrant	
Northeast	00h:06m:40s
Northwest	00h:07m:46s
Out of District	00h:11m:46s
South East Quadrant	
South West Quadrant	
Southeast	00h:07m:14s
Southwest	00h:10m:30s



■ North East Quadrant
■ North West Quadrant
■ Northeast
■ Northwest
■ Out of District
■ South East Quadrant
■ South West Quadrant
■ Southeast
■ Southwest




Mutual Aid Report for Date Range

Start Date: 09/01/2024 | End Date: 09/30/2024

Mutual Aid Received
8

Incident Number 	Incident Type Code	Incident Type	Aiding Agency Name 
20243815	321	EMS call, excluding vehicle accident with injury	Eaton Twp.
20243880	111	Building fire	Avon
			North Olmsted
			Olmsted Twp.
			Westlake
20243881	321	EMS call, excluding vehicle accident with injury	Avon
20243970	744	Detector activation, no fire - unintentional	Avon
20243993	322	Motor vehicle accident with injuries	Avon
20244007	321	EMS call, excluding vehicle accident with injury	North Olmsted
20244122	141	Forest, woods or wildland fire	Eaton Twp.
			Olmsted Twp.
3816	321	EMS call, excluding vehicle accident with injury	N/A

Mutual Aid Given
10

Incident Number	Incident Type Code	Incident Type	Aided Agency 
20243882	611	Dispatched & canceled en route	Avon
20243901	611	Dispatched & canceled en route	Avon
20244113	611	Dispatched & canceled en route	Avon
20244222	611	Dispatched & canceled en route	Avon
20244097	321	EMS call, excluding vehicle accident with injury	Avon Lake
20244126	611	Dispatched & canceled en route	Avon Lake
20244087	324	Motor vehicle accident with no injuries.	Eaton Twp.
20243948	322	Motor vehicle accident with injuries	North Olmsted
20244112	321	EMS call, excluding vehicle accident with injury	North Olmsted
20244131	611	Dispatched & canceled en route	Westlake

Overlapping Fire Incidents

Oldest Date	9/1/2024
Newest Date	9/30/2024
Overlapping Incidents	190
Total Incidents	506
Percent of Calls Overlapping	38%

Structure Fire Incidents

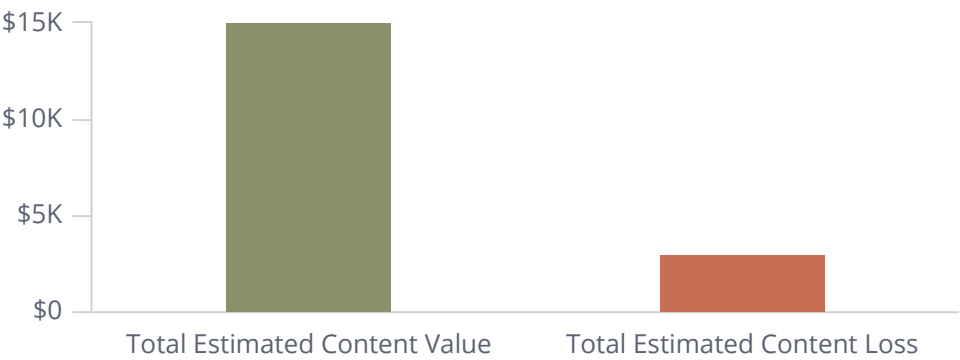
Count of Structure Fire Incidents

Working Structure Fires: 1

Property Value/Loss



Content Value/Loss



Median Property Loss

Estimated Property Loss: **\$20,000**

Median Contents Loss

Estimated Contents Loss: **\$3,000**

Incident Number	Time in Alarm DateTime	Estimated Property Loss	Estimated Property Value	Estimated Content Loss	Estimated Content Value
20243880	09/05/2024 16:40:48	\$20,000	\$60,000	\$3,000	\$15,000



EMERGENCY MEDICAL SERVICES DATA





Agency Activity Summary

North Ridgeville Fire Dept

Agency: North Ridgeville Fire Dept | Service Date: From 09/01/2024 Through 09/30/2024

Total Number of ePCRs: 371

Total Number of Incidents: 370

By Branch

01 Station 1 = 257

02 Station 2 = 113

99 TRAINING = 1

Billing Disposition (ePCR Data Only)

	#	%		#	%
Treated/Transported	299	80.6%	Dead Prior To Arrival	2	0.5%
Treated / Transferred Care	1	0.3%	Dead After Arrival	2	0.5%
Treated/No Transport (AMA)	27	7.3%	Treat/Transported by Private Veh.	N/A	N/A
Treated / No Transport (Per Protocol)	20	5.4%	Assist	7	1.9%
Transported / Refused Care	N/A	N/A	Other	5	1.3%
No Transport / Refused Care	7	1.9%	No Patient Found	N/A	N/A
Cancelled	1	0.3%			
Left Blank	N/A	N/A			

Unit Disposition (ePCR Data Only)

Description	#	%
No Patient Found	1	0.3%
Non-Patient Incident (Not Otherwise Listed)	8	2.2%
Patient Contact Made	362	97.6%
Left Blank	0	0.0%
Total	371	100.0%

Patient Evaluation/Care Disposition (ePCR Data Only)

Description	#	%
Not Applicable	9	2.4%
Patient Evaluated and Care Provided	348	93.8%
Patient Evaluated, No Care Required	7	1.9%
Patient Refused Evaluation/Care	7	1.9%
Left Blank	0	0.0%
Total	371	100.0%

Crew Disposition (ePCR Data Only)

Description	#	%
Back in Service, Care/Support Services Refused	7	1.9%
Back in Service, No Care/Support Services Required	15	4.0%
Incident Support Services Provided (Including Standby)	1	0.3%
Initiated Primary Care and Transferred to Another EMS	1	0.3%
Crew		
Initiated and Continued Primary Care	347	93.5%
Left Blank	0	0.0%
Total	371	100.0%

Transport Disposition (ePCR Data Only)

Description	#	%
No Transport	35	9.4%
Not Applicable	9	2.4%
Patient Refused Transport	27	7.3%
Transport by Another EMS Unit	1	0.3%
Transport by This EMS Unit (This Crew Only)	38	10.2%
Transported by Vehicle to LZ	261	70.4%
Left Blank	0	0.0%
Total	371	100.0%

Run Type	#	%		#	%
Emergency Runs	371	100.0%	Non-Emergency Runs	N/A	N/A
Stand By	N/A	N/A	Stand By	N/A	N/A
Mutual Aid	2	0.5%	Mutual Aid	N/A	N/A
Interfacility	N/A	N/A	Interfacility	N/A	N/A
Intercept	N/A	N/A	Intercept	N/A	N/A
Emergency Runs (Scheduled)	N/A	N/A	Non-Emergency Runs (Scheduled)	N/A	N/A
Stand By	N/A	N/A	Stand By	N/A	N/A
Mutual Aid	N/A	N/A	Mutual Aid	N/A	N/A
Interfacility	N/A	N/A	Interfacility	N/A	N/A
Intercept	N/A	N/A	Intercept	N/A	N/A

Emergency Type Left Blank: 0

Runs by Unit (ePCR Data Only)

Unit	Total Runs	Treat/Transp	Treat/Transfer	Treat/No Transp(AMA)	Treat/No Transp(PP)	Transp/Ref. Care	Cancelled	Dead Prior Arr	Dead After Arr	T/T Priv Veh	No Trans/Ref. Care	Assist	Other	No Pat. Found
NRE21	1	0	1	0	0	0	0	0	0	0	0	0	0	0
NRE22	1	0	0	0	0	0	0	0	0	0	1	0	0	0
NRM25	128	108	0	9	5	0	0	0	1	0	2	2	1	0
NRM26	113	87	0	7	5	0	1	1	1	0	4	3	4	0
NRM27	31	23	0	3	4	0	0	0	0	0	0	1	0	0
NRM28	97	81	0	8	6	0	0	1	0	0	0	1	0	0
Total	371	299	1	27	20	0	1	2	2	0	7	7	5	0

Runs by Service Level (ePCR Data Only)

Dispatched Service Level	#	%	Recommended Service Level	#	%
BLS	371	100.0%	BLS	96	25.9%
ALS	N/A	N/A	ALS1	270	72.8%
SCT	N/A	N/A	ALS2	5	1.3%
			SCT	N/A	N/A
			Rotary Wing	N/A	N/A
			Fixed Wing	N/A	N/A

Runs by Insurance Type with Service Level (ePCR Data Only) (Multiple)

insurance types may have been marked on a run)

Type	BLS	%	ALS1	%	ALS2	%	SCT	%Rotary Wing	%Fixed Wing	%	Total	%
None	96	25.9%	270	72.8%	5	1.3%	N/A	N/A	N/A	N/A	371	100.0%

Runs by Primary PI (ePCR Data Only)

Description	#	%
ABNORMAL LABS	3	0.8%
ALCOHOL ABUSE WITH INTOXICATION	5	1.3%
Abdominal Pain	8	2.2%
Airway Obstruction	2	0.5%
Alt. Level Conscious	18	4.9%
Altered mental status	15	4.0%
Anxiety	6	1.6%
Back Pain (No Trauma)	7	1.9%
Behavioral Disorder	6	1.6%
COVID-19 (SUSPECTED)	6	1.6%
CVA/Stroke	4	1.1%
Cardiac Arrest	5	1.3%
Cardiac Symptoms	6	1.6%
Chest Pain	18	4.9%
Dehydration Symp.	3	0.8%
Diabetic Symptoms	8	2.2%
Dizziness	9	2.4%
Dyspnea-SOB	20	5.4%

Elevated Temp/Fever	1	0.3%
Eye Symp.(no trauma)	1	0.3%
FREQUENT FALLS	18	4.9%
Flu Symptoms	4	1.1%
GI -Bleed	1	0.3%
GI -Constipation	2	0.5%
GI -Diarrhea	1	0.3%
HYPOTENSION	2	0.5%
Headache (no trauma)	2	0.5%
Hypertension	5	1.3%
MEDICAL DEVICE FAILURE	3	0.8%
MINOR / GENERAL INJURY	22	5.9%
Monitoring Required	10	2.7%
NON-TRAUMATIC LEG PAIN	6	1.6%
Nausea	3	0.8%
No Medical Problem	20	5.4%
Nose Bleed	1	0.3%
Obvious Death	3	0.8%
Pneumonia Symptoms	1	0.3%
Poisoning	1	0.3%
Post-Op Complication	2	0.5%
Psychiatric Emerg.	12	3.2%
SEPSIS	3	0.8%
SUICIDE ATTEMPT	2	0.5%
Seizure	4	1.1%
Syncope/Fainting	7	1.9%
Trauma Injury	20	5.4%
Unconscious	2	0.5%
Unknown Medical	10	2.7%
Urinary Bleeding	1	0.3%
Urination Problem	4	1.1%
Vomiting	3	0.8%
Vomiting Blood	2	0.5%
Weakness	27	7.3%
<i>Left Blank</i>	16	4.3%
<i>Total</i>	371	100.0%

Runs by Dispatch (EMD) Code

<u>Description</u>	<u>#</u>	<u>%</u>
01A01 Abdominal Pain	10	2.7%
02B01 Allergies/Envenomations	1	0.3%
05A01 Back Pain (Non-traumatic)	8	2.2%
06E01 Breathing Problems	33	8.9%
07B02 Burns/Explosions	1	0.3%
09E02 Cardiac or Respiratory Arrest/Death	5	1.3%
10D01 Chest Pain/ Chest Discomfort	26	7.0%
11E01 Choking	2	0.5%
12C01 Convulsions/Seizures	5	1.3%
13C02 Diabetic Problems	11	3.0%
17B03 Falls	85	22.9%
19C07 Heart Problems/AICD	2	0.5%
21B01 Hemorrhage/Laceration	1	0.3%
23C07 Overdose/Poisoning	1	0.3%
25B06 Psychiatric/Abnormal Behavior/Suicide Attempt	24	6.5%
26B01 Sick Person (Specific Diagnosis)	100	27.0%
28C12 Stroke (CVA/TIA)	8	2.2%
29B05 Traffic/Transportation Incident	7	1.9%
30B01 Traumatic Injuries	8	2.2%
31C01 Unconscious/Fainting	9	2.4%
32B01 Unknown Problem	17	4.6%
32B02 Medical Alarm	1	0.3%
37A01 Other / Public Assist	6	1.6%
<i>Left Blank</i>	0	0.0%
<i>Total</i>	371	100.0%

Transport From (Category)

	<u>#</u>	<u>%</u>
Home/Residence	189	50.9%
Res. Custodial Facility	2	0.5%
Facility	4	1.1%
Public Building	3	0.8%
Street/Hwy	9	2.4%
Industrial Place	1	0.3%
Other	4	1.1%
Home/Residence - Single-Family House	42	11.3%
Home/Residence - Mobile Home	5	1.3%
Home/Residence - Apartment	5	1.3%
Res. Custodial Facility - Nursing Home	81	21.8%
Street/Hwy - Other Paved Roadways	4	1.1%
Private Commercial Establishment	12	3.2%
Facility - Ambulatory Surgery Center	2	0.5%
Facility - Health Care Provider Office	4	1.1%
Industrial Place - Factory	2	0.5%
Recreation/Sport - Public Park	1	0.3%
Facility - Urgent Care	1	0.3%
<i>Total</i>	371	100.0%

Transport From (Facility) (ePCR Data Only)

	<u>#</u>	<u>%</u>
--Left Blank--	371	100.0%
<i>Total</i>	371	100.0%

Transport To (Destination Facility) (ePCR Data Only)

	<u>#</u>	<u>%</u>
UH - ST JOHN MEDICAL CENTER	164	44.2%
--Left Blank--	72	19.4%
Avon Richard E. Jacobs Health Center	66	17.8%
UH - ELYRIA MEDICAL CENTER	62	16.7%
CCF - Fairview	4	1.1%
Southwest General Health Center	2	0.5%
Mercy Regional Medical Center	1	0.3%
<i>Total</i>	371	100.0%



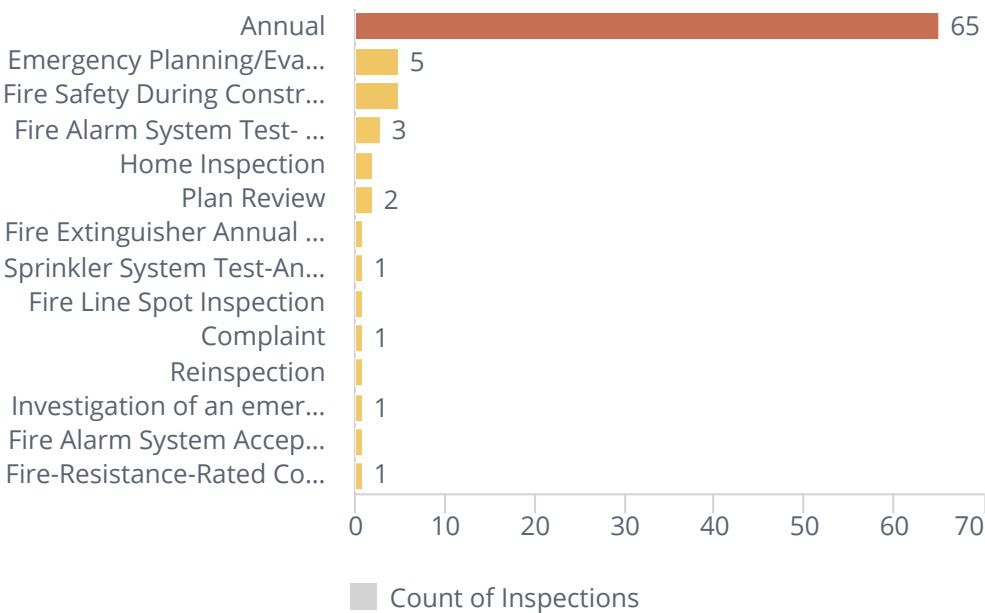
FIRE PREVENTION INSPECTION REPORT



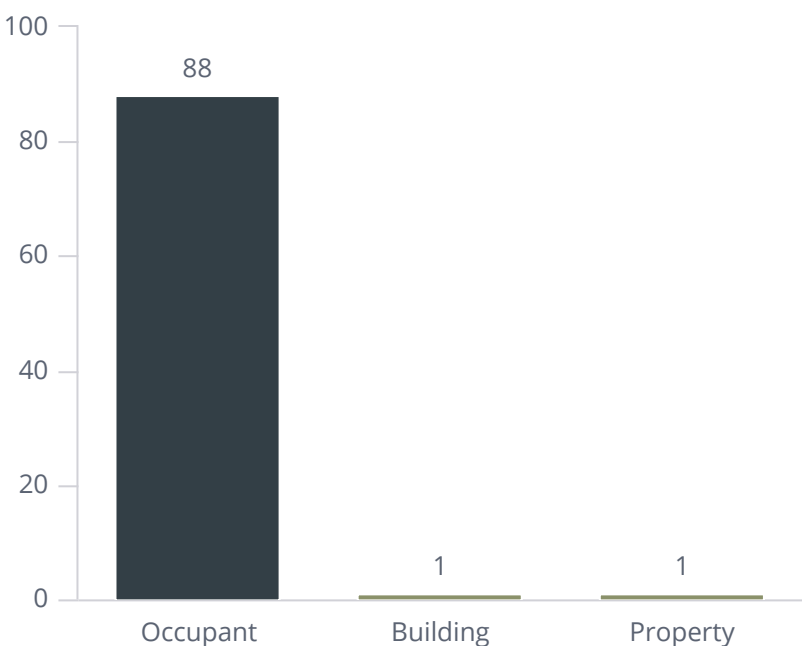
List of Inspections

Inspection Number: **90**

Count of Inspections by Inspection Type

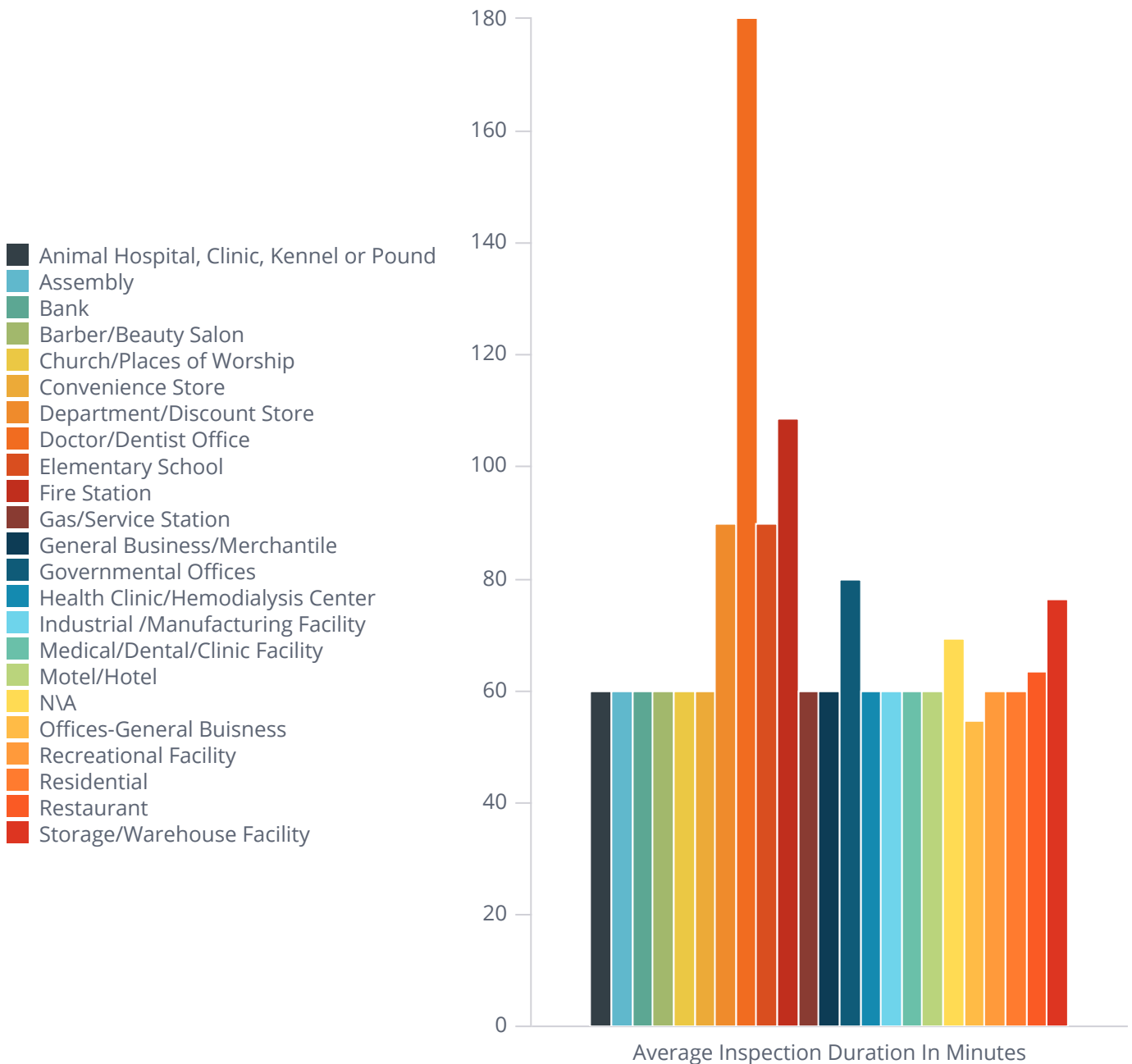


Count of Inspections by Inspection Property Classification



List of Inspections

Average Inspection Time for Occupancy Type



Property Classification	Occupant Local Occupancy Class	Total Inspection Duration In Minutes
Occupant	Animal Hospital, Clinic, Kennel or Pound	120
	Assembly	480
	Bank	180
	Barber/Beauty Salon	120
	Church/Places of Worship	180
	Convenience Store	60
	Department/Discount Store	180
	Doctor/Dentist Office	180
	Elementary School	180
	Fire Station	1087
	Gas/Service Station	120
	General Business/Merchantile	540
	Governmental Offices	240
	Health Clinic/Hemodialysis Center	120
	Industrial /Manufacturing Facility	60
	Medical/Dental/Clinic Facility	60
	Motel/Hotel	60
	N/A	660
	Offices-General Buisness	540
	Recreational Facility	60
	Residential	120
	Restaurant	510
	Storage/Warehouse Facility	840
Property	Bank	120
	Church/Places of Worship	60
	N/A	240

Inspection Details

Inspection Number	Inspection Type Name	Occupant Name	Property Classification	Inspection Received Date	Property Planning Zone
4882	Home Inspection	Foster/Adoption Inspection	Occupant	9/3/2024	Zone 2- North East Quadrant
4883	Emergency Planning/Evacuation	North Ridgeville High School	Occupant	9/3/2024	Zone 2- North East Quadrant
4884	Emergency Planning/Evacuation	Early Childhood Learning Center	Occupant	9/3/2024	Zone 2- North East Quadrant
4885	Emergency Planning/Evacuation	Ranger High Tech Academy	Occupant	9/3/2024	Zone 2- North East Quadrant
4886	Annual	Animal Clinic Northview	Occupant	9/4/2024	Zone 1- North West Quadrant
4887	Fire Safety During Construction	Animal Clinic Northview	Occupant	9/4/2024	Zone 1- North West Quadrant
4888	Home Inspection	Foster/Adoption Inspection	Building	9/4/2024	Zone 2- North East Quadrant
4889	Emergency Planning/Evacuation	North Ridgeville Academic Center	Occupant	9/4/2024	Zone 2- North East Quadrant
4890	Emergency Planning/Evacuation	St. Peter's School/Parish	Occupant	9/4/2024	Zone 2- North East Quadrant
4891	Annual	Dawn Swanson Day Care	Occupant	9/5/2024	Zone 3- South West Quadrant
4892	Annual	Mr. Tire Auto Service Center	Occupant	9/5/2024	Zone 1- North West Quadrant
4893	Annual	Russell Realty	Occupant	9/5/2024	Zone 1- North West Quadrant
4894	Annual	Dotson Properties	Occupant	9/5/2024	
4895	Annual	North Ridgeville Water Department	Occupant	9/6/2024	
4896	Plan Review	Liberty Elementary	Occupant	9/6/2024	Zone 2- North East Quadrant
4897	Annual	Bistro 83	Occupant	9/6/2024	Zone 1- North West Quadrant
4898	Investigation of an emergency incident	Fire Investigation for Residential/Commercial Stru	Occupant	9/6/2024	Zone 2- North East Quadrant
4899	Annual	Goddard School	Occupant	9/9/2024	Zone 1- North West Quadrant
4900	Fire Alarm System Acceptance Test	Goddard School	Occupant	9/9/2024	Zone 1- North West Quadrant
4901	Complaint	Danbury Senior Living	Occupant	9/9/2024	Zone 4- South East Quadrant
4902	Annual	South Ridge Inn	Occupant	9/10/2024	Zone 2- North East Quadrant
4903	Annual	Mobile Food Vender	Occupant	9/11/2024	Zone 2- North East Quadrant
4904	Annual	Mobile Food Vender	Occupant	9/11/2024	Zone 2- North East Quadrant

4905	Annual	Motel 6	Occupant	9/11/2024	Zone 2- North East Quadrant
4906	Annual	Ridge Motel	Occupant	9/11/2024	Zone 1- North West Quadrant
4907	Annual	Child time Learning Center	Occupant	9/11/2024	Zone 2- North East Quadrant
4908	Fire Safety During Construction	Cube Smart Self Storage / Legacy Mills Rd.	Occupant	9/12/2024	Zone 2- North East Quadrant
4909	Fire-Resistance-Rated Construction	Cube Smart Self Storage / Legacy Mills Rd.	Occupant	9/12/2024	Zone 2- North East Quadrant
4910	Annual	AutoZone	Occupant	9/13/2024	Zone 2- North East Quadrant
4911	Fire Alarm System Test- Annual	Liberty Development Company	Occupant	9/13/2024	Zone 2- North East Quadrant
4912	Sprinkler System Test- Annual	Liberty Development Company	Occupant	9/13/2024	Zone 2- North East Quadrant
4913	Annual	Liberty Development Company	Occupant	9/13/2024	Zone 2- North East Quadrant
4914	Annual	Bank Of America	Occupant	9/13/2024	Zone 2- North East Quadrant
4915	Annual	Tan City	Occupant	9/13/2024	Zone 2- North East Quadrant
4916	Annual	Smoothie King	Occupant	9/13/2024	Zone 2- North East Quadrant
4917	Annual	Dr. McCormack	Occupant	9/13/2024	Zone 2- North East Quadrant
4918	Annual	Cricket Delphos Wireless	Occupant	9/13/2024	Zone 2- North East Quadrant
4919	Fire Alarm System Test- Annual	South Ridge Inn	Occupant	9/13/2024	Zone 2- North East Quadrant
4920	Fire Extinguisher Annual Inspection	South Ridge Inn	Occupant	9/13/2024	Zone 2- North East Quadrant
4921	Annual	Diamond Products	Occupant	9/16/2024	Zone 1- North West Quadrant
4922	Annual	Thomas Evans Ph.D	Occupant	9/16/2024	Zone 1- North West Quadrant
4923	Annual	Edward Jones	Occupant	9/16/2024	Zone 1- North West Quadrant
4924	Annual	Inner Circle Advisors	Occupant	9/16/2024	Zone 1- North West Quadrant
4925	Annual	3rd Generation Construction	Occupant	9/16/2024	Zone 1- North West Quadrant
4926	Annual	Transcendence Health	Occupant	9/16/2024	Zone 1- North West Quadrant
4927	Annual	SportsVille	Occupant	9/17/2024	Zone 1- North West Quadrant
4928	Annual	TJB, Inc.	Occupant	9/17/2024	Zone 2- North East Quadrant
4929	Fire Safety During Construction	Pulp Juice and Smoothie Bar	Occupant	9/17/2024	Zone 2- North East Quadrant

4930	Annual	Dairy Groove	Occupant	9/18/2024	Zone 2- North East Quadrant
4931	Annual	Xtreme Performance Automotive Center	Occupant	9/18/2024	Zone 1- North West Quadrant
4932	Annual	FJ Dettore, Inc / All Purpose Construction, Inc.	Occupant	9/18/2024	Zone 1- North West Quadrant
4933	Plan Review	TJB, Inc.	Occupant	9/18/2024	Zone 2- North East Quadrant
4934	Fire Alarm System Test- Annual	Northridge Health Center	Occupant	9/19/2024	Zone 2- North East Quadrant
4935	Annual	Firefighters Community Credit Union	Occupant	9/19/2024	Zone 1- North West Quadrant
4936	Annual	Mercy Occupational Health Center	Occupant	9/19/2024	Zone 1- North West Quadrant
4937	Annual	Beauty Spot Studio	Occupant	9/19/2024	Zone 1- North West Quadrant
4938	Annual	Glow Fitness	Occupant	9/19/2024	Zone 1- North West Quadrant
4939	Fire Safety During Construction	Smokin City LLC	Occupant	9/19/2024	Zone 1- North West Quadrant
4940	Annual	Jim's Upholstery	Occupant	9/19/2024	Zone 1- North West Quadrant
4941	Annual	The Sagamore Companies	Occupant	9/19/2024	Zone 1- North West Quadrant
4942	Annual	J.A. Kilby	Occupant	9/20/2024	Zone 1- North West Quadrant
4943	Annual	Ridgeville Animal Hospital	Occupant	9/20/2024	Zone 1- North West Quadrant
4944	Annual	State Farm	Occupant	9/20/2024	Zone 1- North West Quadrant
4945	Annual	Old Town Hall Theater/Museum	Occupant	9/20/2024	Zone 1- North West Quadrant
4946	Annual	Wink Bell	Occupant	9/20/2024	Zone 1- North West Quadrant
4947	Annual	Cathedral Of Life Ministries	Occupant	9/23/2024	Zone 2- North East Quadrant
4948	Annual	All Pro Sales/Accurate Products & Services, Inc.	Occupant	9/23/2024	Zone 1- North West Quadrant
4949	Annual	All Pro Sales Retail	Occupant	9/23/2024	Zone 1- North West Quadrant
4950	Annual	MBD Homes	Occupant	9/23/2024	Zone 1- North West Quadrant
4951	Annual	Chaplin logistics/RW Beckett Bldg 5	Occupant	9/24/2024	Zone 1- North West Quadrant
4952	Annual	Chapin Logistics	Occupant	9/24/2024	Zone 1- North West Quadrant
4953	Annual	Corp Legal Group(Arch Abraham)	Occupant	9/24/2024	Zone 1- North West Quadrant
4954	Annual	Expert Sales	Occupant	9/24/2024	Zone 1- North West Quadrant

4955	Annual	Johnson's Automotive	Occupant	9/24/2024	Zone 1- North West Quadrant
4956	Annual	Bogner Family Funeral Home	Property	9/25/2024	Zone 1- North West Quadrant
4957	Annual	Bogner Family Funeral Home	Occupant	9/25/2024	Zone 1- North West Quadrant
4958	Annual	Bogner Life Celebration Center	Occupant	9/25/2024	Zone 1- North West Quadrant
4959	Annual	Grace Baptist Church	Occupant	9/26/2024	Zone 1- North West Quadrant
4960	Annual	AmeriCarrier	Occupant	9/26/2024	Zone 1- North West Quadrant
4961	Annual	Mobile Food Vender	Occupant	9/26/2024	Zone 2- North East Quadrant
4962	Annual	Top Notch	Occupant	9/26/2024	Zone 1- North West Quadrant
4963	Annual	Striction Auto & Truck	Occupant	9/26/2024	Zone 1- North West Quadrant
4964	Annual	J.N.M Contracting LLC	Occupant	9/26/2024	Zone 1- North West Quadrant
4965	Reinspection	Mobile	Occupant	9/26/2024	Zone 1- North West Quadrant
4966	Fire Line Spot Inspection	Elite K911	Occupant	9/30/2024	Zone 2- North East Quadrant
4967	Fire Safety During Construction	Elite K911	Occupant	9/30/2024	Zone 2- North East Quadrant
4968	Annual	Ross Builders	Occupant	9/30/2024	Zone 1- North West Quadrant
4970	Annual	It's A Shear Thing	Occupant	10/1/2024	Zone 1- North West Quadrant
4971	Annual	Cross Country Mortgage	Occupant	10/1/2024	Zone 1- North West Quadrant
4972	Annual	Shuppbooks and Tax, LLC	Occupant	10/1/2024	Zone 1- North West Quadrant