



FIRE DEPARTMENT MONTHLY REPORT JULY 2024



North Ridgeville Fire Department

North Ridgeville, OH

This report was generated on 8/5/2024 9:00:06 AM



Incident Statistics

Zone(s): All Zones | Start Date: 07/01/2024 | End Date: 07/31/2024

INCIDENT COUNT			
INCIDENT TYPE		# INCIDENTS	
EMS		388	
FIRE		84	
TOTAL		472	
TOTAL TRANSPORTS (N2 and N3)			
APPARATUS	# of APPARATUS TRANSPORTS	# of PATIENT TRANSPORTS	TOTAL # of PATIENT CONTACTS
TOTAL			
PRE-INCIDENT VALUE		LOSSES	
\$1,037,900.00		\$210,500.00	
CO CHECKS			
424 - Carbon monoxide incident		3	
736 - CO detector activation due to malfunction		2	
TOTAL		5	
MUTUAL AID			
Aid Type		Total	
Aid Given		7	
Aid Received		5	
OVERLAPPING CALLS			
# OVERLAPPING		% OVERLAPPING	
193		40.89	
LIGHTS AND SIREN - AVERAGE RESPONSE TIME (Dispatch to Arrival)			
Station	EMS	FIRE	
Avon Fire Department	0:12:37		
Eaton Township Fire Department			
North Ridgeville FD Station 1	0:06:13	0:07:31	
North Ridgeville FD Station 2	0:07:19	0:07:58	
AVERAGE FOR ALL CALLS		0:06:38	
LIGHTS AND SIREN - AVERAGE TURNOUT TIME (Dispatch to Enroute)			
Station	EMS	FIRE	
Avon Fire Department	0:01:30		
Eaton Township Fire Department			
North Ridgeville FD Station 1	0:01:55	0:02:21	
North Ridgeville FD Station 2	0:01:44	0:02:06	

Only Reviewed Incidents included. EMS for Incident counts includes only 300 to 399 Incident Types. All other incident types are counted as FIRE. CO Checks only includes Incident Types: 424, 736 and 734. # Apparatus Transports = # of incidents where apparatus transported. # Patient Transports = All patients transported by EMS. # Patient Contacts = # of PCR contacted by apparatus. This report now returns both NEMSIS 2 & 3 data as appropriate. For overlapping calls that span over multiple days, total per month will not equal Total count for year.

AVERAGE FOR ALL CALLS		0:01:55
AGENCY	AVERAGE TIME ON SCENE (MM:SS)	
North Ridgeville Fire Department	15:38	

Only Reviewed Incidents included. EMS for Incident counts includes only 300 to 399 Incident Types. All other incident types are counted as FIRE. CO Checks only includes Incident Types: 424, 736 and 734. # Apparatus Transports = # of incidents where apparatus transported. # Patient Transports = All patients transported by EMS. # Patient Contacts = # of PCR contacted by apparatus. This report now returns both NEMSIS 2 & 3 data as appropriate. For overlapping calls that span over multiple days, total per month will not equal Total count for year.



FIRE/RESCUE SERVICES DATA



North Ridgeville Fire Department

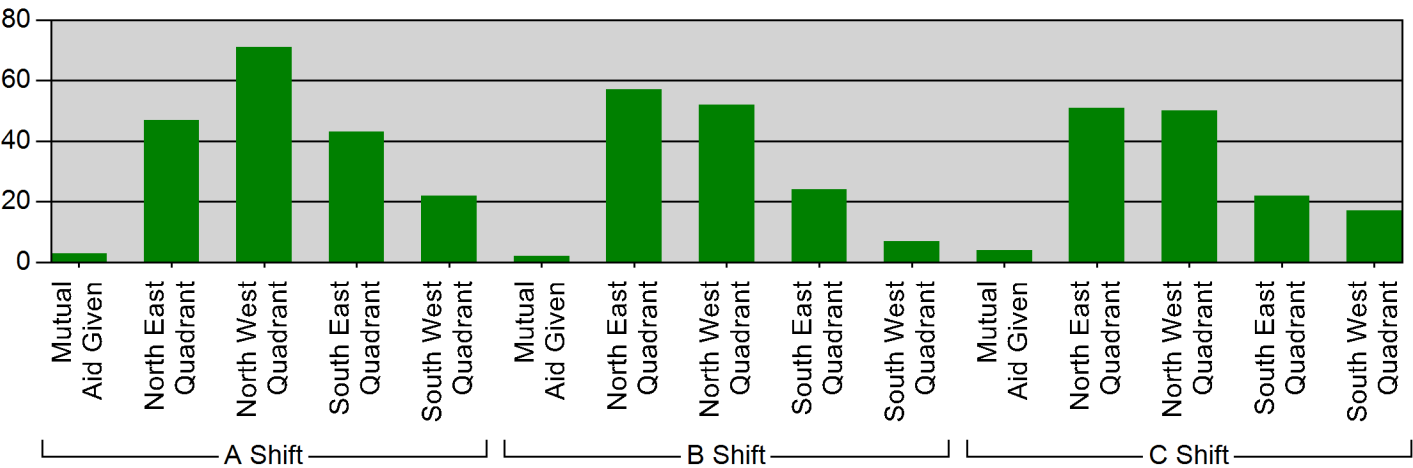
North Ridgeville, OH

This report was generated on 8/5/2024 9:01:58 AM



Incidents per Zone per Shift for Date Range

Start Date: 07/01/2024 | End Date: 07/31/2024



SHIFT	ZONE	# INCIDENTS
A Shift	Mutual Aid Given	3
	North East Quadrant	47
	North West Quadrant	71
	South East Quadrant	43
	South West Quadrant	22
B Shift	Mutual Aid Given	2
	North East Quadrant	57
	North West Quadrant	52
	South East Quadrant	24
	South West Quadrant	7
C Shift	Mutual Aid Given	4
	North East Quadrant	51
	North West Quadrant	50
	South East Quadrant	22
	South West Quadrant	17
TOTAL:		472

The totals reflect the # INCIDENTS each STATION was assigned. Only REVIEWED incidents included.

North Ridgeville Fire Department

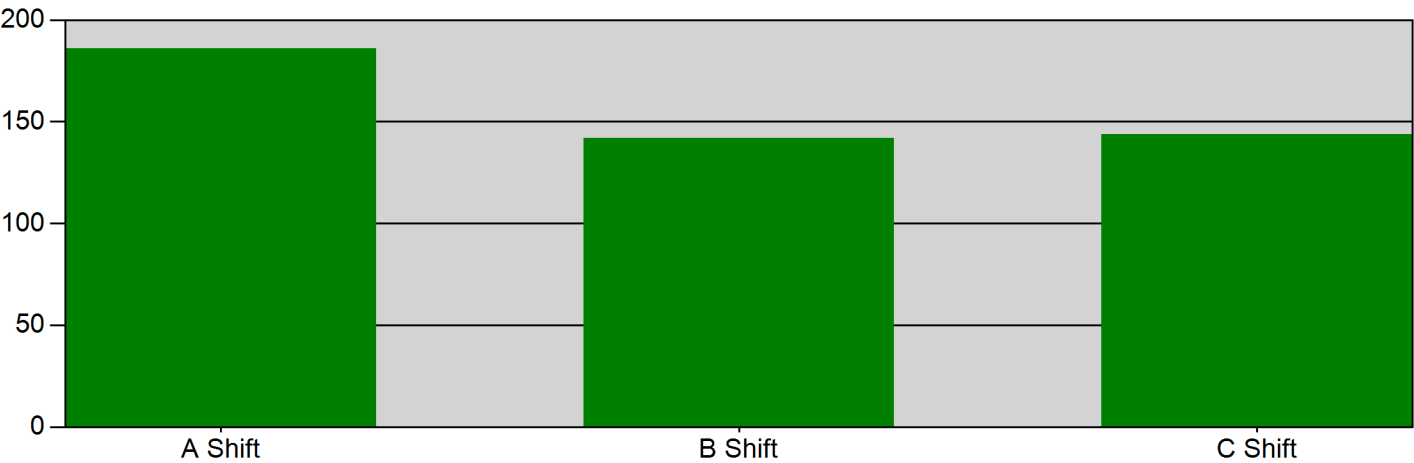
North Ridgeville, OH

This report was generated on 8/5/2024 9:00:56 AM



Incidents by Shift for Date Range

Start Date: 07/01/2024 | End Date: 07/31/2024



SHIFT	# INCIDENTS
A Shift	186
B Shift	142
C Shift	144

TOTAL: 472

Incidents with multiple EXPOSURES, with distinct stations, may create a slight difference between the report total and total number of actual incidents for the DATE RANGE provided. The totals reflect the # INCIDENTS each STATION was assigned. Only REVIEWED incidents included.



EMERGENCY
REPORTING

North Ridgeville Fire Department

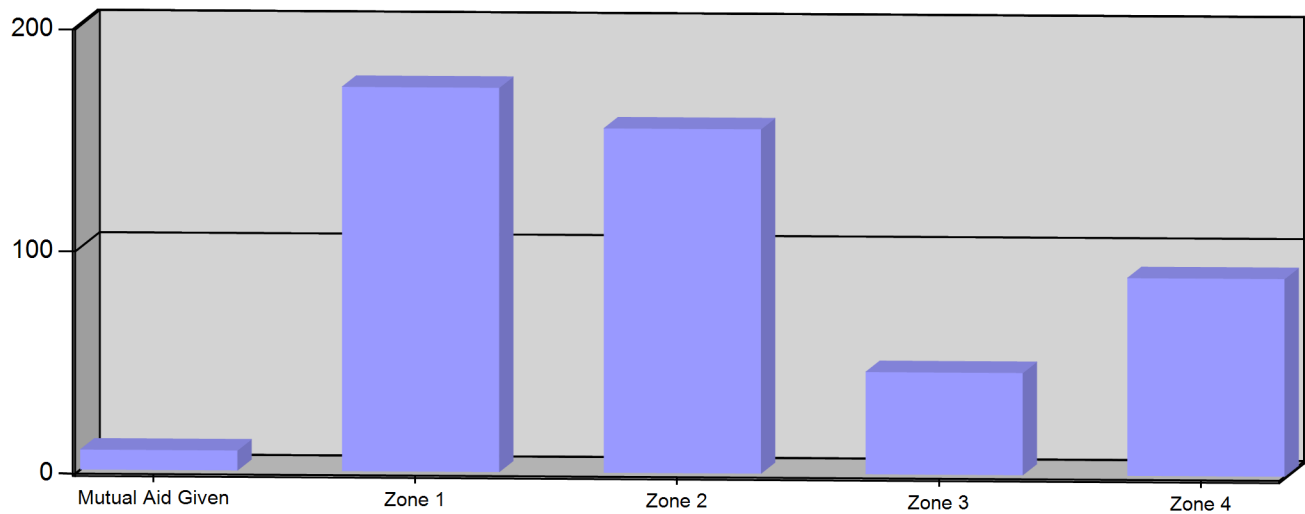
North Ridgeville, OH

This report was generated on 8/5/2024 9:02:41 AM



Incident Count per Zone for Date Range

Start Date: 07/01/2024 | End Date: 07/31/2024



ZONE	# INCIDENTS
Mutual Aid Given - Mutual Aid Given	9
Zone 1 - North West Quadrant	173
Zone 2 - North East Quadrant	155
Zone 3 - South West Quadrant	46
Zone 4 - South East Quadrant	89

TOTAL: 472

Zone information is defined on the Basic Info 3 screen of an incident. Only REVIEWED incidents included. Archived Zones cannot be unarchived.



North Ridgeville Fire Department

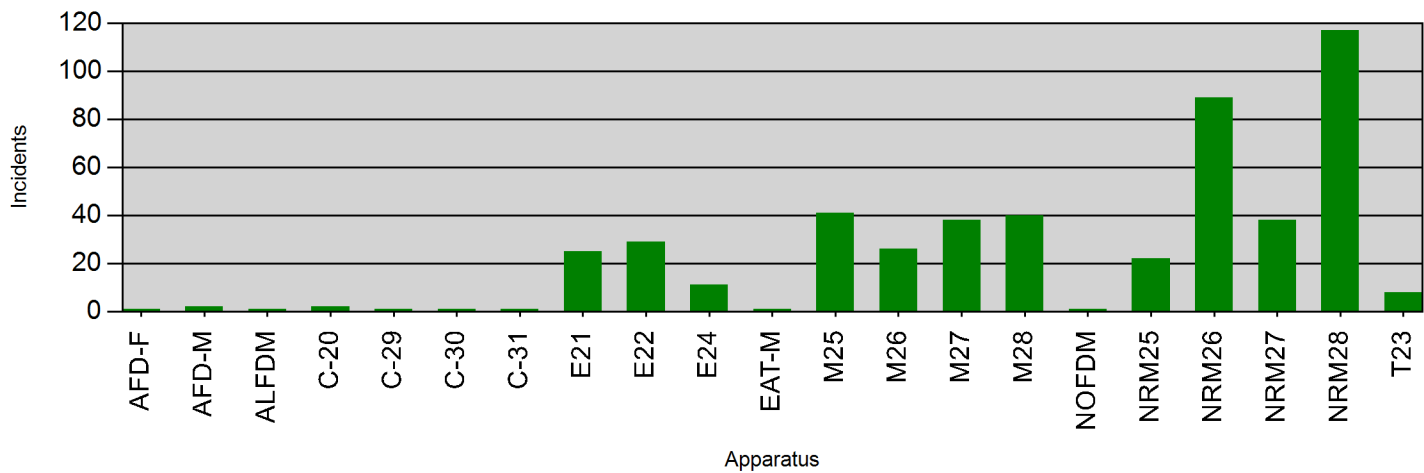
North Ridgeville, OH

This report was generated on 8/5/2024 9:04:33 AM



Incident Count per Apparatus for Date Range

Start Date: 07/01/2024 | End Date: 07/31/2024



APPARATUS	# of INCIDENTS
AFD-F	1
AFD-M	2
ALFDM	1
C-20	2
C-29	1
C-30	1
C-31	1
E21	25
E22	29
E24	11
EAT-M	1
M25	41
M26	26
M27	38
M28	40
NOFDM	1
NRM25	22
NRM26	89
NRM27	38
NRM28	117
T23	8

Cancelled apparatus (per the THIS APPARATUS WAS CANCELLED checkbox on Basic Info 4) not included.
Only REVIEWED incidents included.



North Ridgeville Fire Department

North Ridgeville, OH

This report was generated on 8/5/2024 9:07:17 AM



Incidents Per Personnel and Apparatus for Date Range

Start Date: 07/01/2024 | End Date: 07/31/2024

Personnel	AFD-M-AFD Medic	C-20-Car 20	C-29-Car 229	C-30-P/U TRUCK	C-31-	E21-Engine 21	E22-Engine 22	E24-Engine 24	EAT-M-Eaton Medic	M25-Medic 25	M26-Medic 26	M27-Medic 27	M28-	NOFDM-NOFD Medic	NRM25-Medic 25	NRM26-Medic 26	NRM27-Medic 27	NRM28-	T23-Truck 23	Totals
Acord, Steven						1	7	1		8	3	6	7				4	18	1	56
Bement, Joshua						6					13	1				23				43
Buescher, David						8	3				3	5	3			25	3	8		58
Campbell, Kory						11					18	1	2		7	28		4	1	72
Carbone, Mark						1					1		3			9		3	1	18
Chase, Gary						1	1				2	2				11				17
Chrosniak, Jason						2	1	1		12	1	1	13			4		15	1	51
Cominsky, Mark						8					4					24				36
Cook, Stephen B								4					11					18	1	34
Eberling, Colt				1		13					5	1	2			38	1	2		63
Erlenbach, Christopher							5			12		10	5				8	11	5	56
Federan, Christopher						1	6			23	4	13	8					1		56
Foster, William						3	2	2			1	5	1			14	7	7	1	43
Gerbasi, Gabriel						2	5			1	6	1	2		5	13	11	6		52
Gradisek, Grant						1		2		7	3	8	6			7		3	3	40
Graf, Jonathan					1															1
Kattler, Dustin						1	3	4		3		9	4		5	2		19		50
Kenney, Richard							3			4		12					3	6		28
Knowlton, Richard							5	1		4		3	1				5	9		28
Logan , Brian							5	2		6		2	2		8		8	20	1	54
Mason, Jeremy						2	5			2	1				5	8	5			28
Mutual Aid, Squad Crew	2								1					1						4
Pocos, Kevin						12					5					26				43
Reese, John			1																	1
Roberts, Benjamin							2	3		1		4	6		5	1	3	32	2	59
Rogers, Daniel													9					25	3	37
Shear, Alexander							2	4					5			6	2	40	3	62
Silvi, Justin						1	2			13	5	13	5			1			3	43
Smith, Luke							7	5		6		3	6		4	1	10	18	2	62
Souris, Constantine						1					1					7		4		13
Stearns, Korey						1	7	2		1	2	3	1		5	3	10	12		47
Strahinic, Kirt						7	5				4	5				12	4	4		41
Student, Student									3				3				1	2		9
Tanzilli, Noah							5			1		2	3		6		8	20	2	47
Tolvay, Kerri							6	2		4		8	9		6		10	19		64
Torres, Kim							8			16		6	9				4	3	1	47
Trybus, Nathan							4	4		8		2	11				3	26	1	59
Uhnak, Michael		2																		2
Warner, Chad						4	3	2		3	2	1	1		11	10	8	10		55

North Ridgeville Fire Department

North Ridgeville, OH

This report was generated on 8/5/2024 9:10:37 AM



Incident Type Count per Station for Date Range

Start Date: 07/01/2024 | End Date: 07/31/2024

INCIDENT TYPE	# INCIDENTS
Station: 1 - NORTH RIDGEVILLE FD STATION 1	
111 - Building fire	3
131 - Passenger vehicle fire	1
142 - Brush or brush-and-grass mixture fire	1
321 - EMS call, excluding vehicle accident with injury	271
322 - Motor vehicle accident with injuries	5
411 - Gasoline or other flammable liquid spill	1
412 - Gas leak (natural gas or LPG)	6
424 - Carbon monoxide incident	3
440 - Electrical wiring/equipment problem, other	1
444 - Power line down	1
445 - Arcing, shorted electrical equipment	2
551 - Assist police or other governmental agency	1
553 - Public service	5
554 - Assist invalid	3
561 - Unauthorized burning	4
571 - Cover assignment, standby, moveup	1
611 - Dispatched & cancelled en route	9
622 - No incident found on arrival at dispatch address	3
700 - False alarm or false call, other	1
733 - Smoke detector activation due to malfunction	6
734 - Heat detector activation due to malfunction	1
735 - Alarm system sounded due to malfunction	2
736 - CO detector activation due to malfunction	1
740 - Unintentional transmission of alarm, other	4
# Incidents for 1 - North Ridgeville FD Station 1:	336

Station: 2 - NORTH RIDGEVILLE FD STATION 2	
111 - Building fire	1
113 - Cooking fire, confined to container	1
121 - Fire in mobile home used as fixed residence	1
131 - Passenger vehicle fire	2
171 - Cultivated grain or crop fire	1
321 - EMS call, excluding vehicle accident with injury	106
322 - Motor vehicle accident with injuries	3
324 - Motor vehicle accident with no injuries.	1
412 - Gas leak (natural gas or LPG)	2

Only REVIEWED incidents included.



emergencyreporting.com
Doc Id: 857
Page # 1 of 2

INCIDENT TYPE	# INCIDENTS
522 - Water or steam leak	1
531 - Smoke or odor removal	1
550 - Public service assistance, other	2
553 - Public service	2
554 - Assist invalid	3
561 - Unauthorized burning	1
611 - Dispatched & cancelled en route	2
700 - False alarm or false call, other	1
733 - Smoke detector activation due to malfunction	1
736 - CO detector activation due to malfunction	1
743 - Smoke detector activation, no fire - unintentional	1

Incidents for 2 - North Ridgeville FD Station 2:

134

Station: AFD - AVON FIRE DEPARTMENT

321 - EMS call, excluding vehicle accident with injury	1
--	---

Incidents for AFD - Avon Fire Department:

1

Station: EAT - EATON TOWNSHIP FIRE DEPARTMENT

321 - EMS call, excluding vehicle accident with injury	1
--	---

Incidents for EAT - Eaton Township Fire Department:

1

Only REVIEWED incidents included.

North Ridgeville Fire Department

North Ridgeville, OH

This report was generated on 8/5/2024 9:11:18 AM



Average Response Time for Agency for Date Range

Start Date: 07/01/2024 | End Date: 07/31/2024

AGENCY	AVERAGE RESPONSE TIME MM:SS (Dispatch to Arrived)
North Ridgeville Fire Department	6:39

Only REVIEWED incidents included



North Ridgeville Fire Department

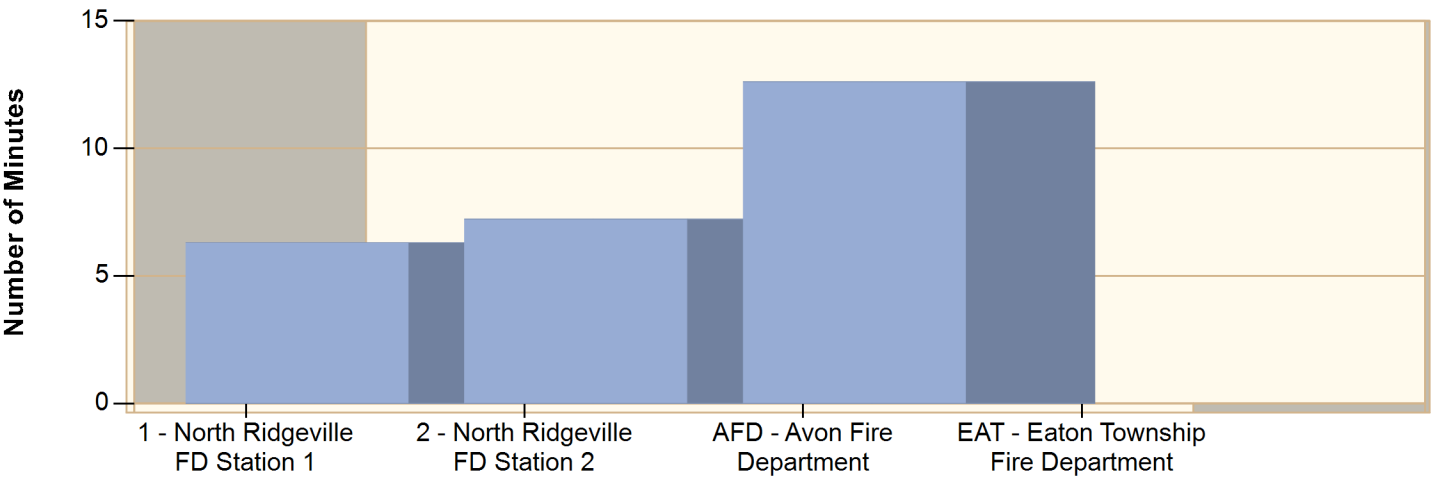
North Ridgeville, OH

This report was generated on 8/5/2024 9:11:55 AM



Average Response Time per Station for Date Range

Start Date: 07/01/2024 | End Date: 07/31/2024



STATION	AVERAGE RESPONSE MM:SS (Dispatch to Arrived)
1 - North Ridgeville FD Station 1	6:18
2 - North Ridgeville FD Station 2	7:13
AFD - Avon Fire Department	12:37
EAT - Eaton Township Fire Department	0:00

AVERAGE RESPONSE TIME calculated from the average time difference between DISPATCH and ARRIVED times on Basic Info 4. Only REVIEWED incidents included.



emergencyreporting.com

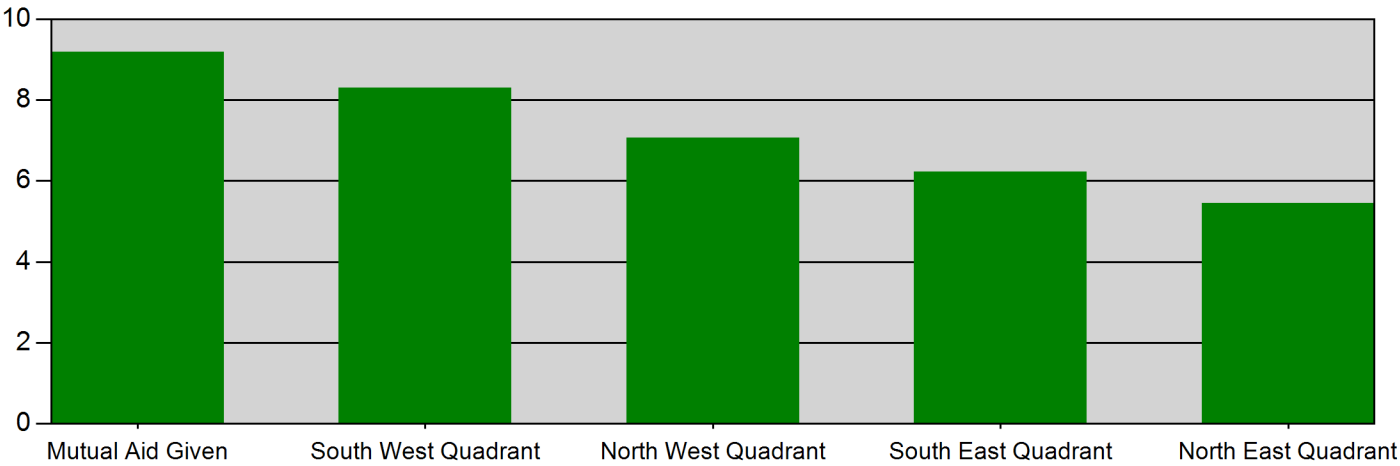
Doc Id: 56

Page # 1 of 1



Average Response Time per Zone for Date Range

Start Date: 07/01/2024 | End Date: 07/31/2024



Zone	AVERAGE RESPONSE TIME in minutes (Dispatch to Arrived)
Mutual Aid Given - Mutual Aid Given	9:18
Zone 3 - South West Quadrant	8:30
Zone 1 - North West Quadrant	7:06
Zone 4 - South East Quadrant	6:22
Zone 2 - North East Quadrant	5:45

Only REVIEWED incidents included

North Ridgeville Fire Department

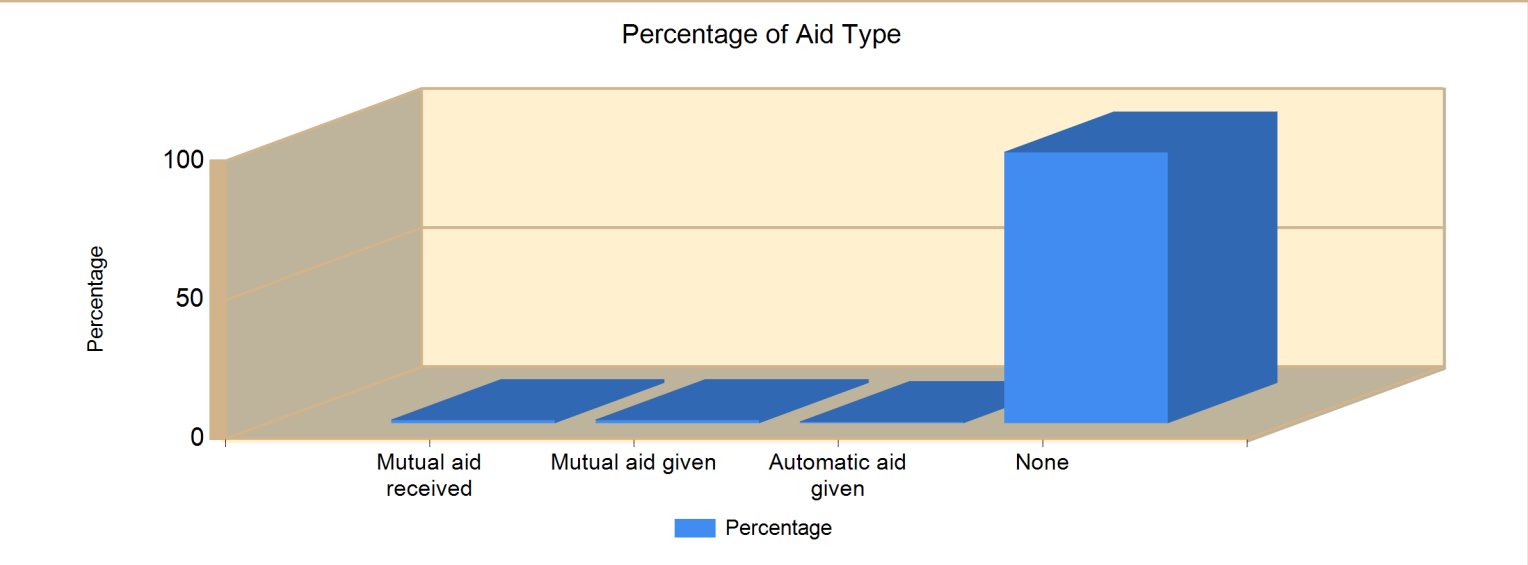
North Ridgeville, OH

This report was generated on 8/5/2024 9:13:00 AM



Count of Aid Given and Received for Incidents for Date Range

Start Date: 07/01/2024 | End Date: 07/31/2024



AID TYPE	TOTAL	% of TOTAL
Mutual aid received	5	1.1%
Mutual aid given	5	1.1%
Automatic aid given	2	0.4%
None	460	97.5%

Only REVIEWED incidents included

Count of Overlapping Incidents for Station for Date Range

Station: All Stations | Start Date: 07/01/2024 | End Date: 07/31/2024

# OVERLAPPING	% OVERLAPPING	TOTAL
193	40.89	472

OVERLAPPING INCIDENT DETAILS				
ALARM	CLEAR/CANCEL	INCIDENT #	INCIDENT TYPE	ZONE
7/1/2024				
7/1/2024 8:07:41 AM	7/1/2024 8:26:29 AM	2024-2802	321	North West Quadrant
7/1/2024 8:23:44 AM	7/1/2024 8:40:52 AM	2024-2803	321	North East Quadrant
7/1/2024 9:31:38 AM	7/1/2024 9:51:25 AM	2024-2804	321	South West Quadrant
7/1/2024 9:39:07 AM	7/1/2024 9:55:26 AM	2024-2805	321	North West Quadrant
7/1/2024 1:27:50 PM	7/1/2024 1:43:00 PM	2024-2809	321	North West Quadrant
7/1/2024 1:37:21 PM	7/1/2024 1:53:57 PM	2024-2810	321	North West Quadrant
7/1/2024 3:14:31 PM	7/1/2024 5:28:43 PM	2024-2811	411	North East Quadrant
7/1/2024 3:19:33 PM	7/1/2024 3:38:39 PM	2024-2812	321	North East Quadrant
7/1/2024 5:15:56 PM	7/1/2024 5:33:00 PM	2024-2813	321	North East Quadrant
7/2/2024				
7/2/2024 9:03:56 AM	7/2/2024 9:20:45 AM	2024-2819	321	South East Quadrant
7/2/2024 9:08:00 AM	7/2/2024 9:27:43 AM	2024-2820	321	North West Quadrant
7/3/2024				
7/3/2024 12:41:58 PM	7/3/2024 1:14:10 PM	2024-2837	321	South West Quadrant
7/3/2024 12:55:01 PM	7/3/2024 1:20:08 PM	2024-2838	321	North East Quadrant
7/3/2024 2:10:38 PM	7/3/2024 2:23:14 PM	2024-2840	321	North West Quadrant
7/3/2024 2:14:53 PM	7/3/2024 2:38:37 PM	2024-2841	321	North West Quadrant
7/3/2024 9:41:40 PM	7/3/2024 10:35:47 PM	2024-2844	571	South East Quadrant
7/3/2024 10:27:55 PM	7/3/2024 11:03:34 PM	2024-2845	321	North West Quadrant
7/3/2024 10:31:07 PM	7/3/2024 11:01:15 PM	2024-2846	321	North West Quadrant
7/4/2024				
7/4/2024 10:00:48 AM	7/4/2024 10:23:52 AM	2024-2850	321	North West Quadrant
7/4/2024 10:12:21 AM	7/4/2024 10:53:10 AM	2024-2851	412	North West Quadrant
7/5/2024				
7/5/2024 7:55:17 AM	7/5/2024 8:43:45 AM	2024-2861	550	South East Quadrant
7/5/2024 8:13:23 AM	7/5/2024 8:35:00 AM	2024-2862	321	South West Quadrant
7/5/2024 8:20:05 AM	7/5/2024 8:41:11 AM	2024-2863	321	North West Quadrant
7/5/2024 8:41:32 AM	7/5/2024 9:02:01 AM	2024-2864	321	South East Quadrant
7/5/2024 4:48:46 PM	7/5/2024 5:07:46 PM	2024-2871	321	North West Quadrant
7/5/2024 5:01:27 PM	7/5/2024 5:24:13 PM	2024-2872	321	North West Quadrant
7/5/2024 5:02:18 PM	7/5/2024 5:25:43 PM	2024-2873	321	North West Quadrant

OVERLAPPING INCIDENT DETAILS				
ALARM	CLEAR/CANCEL	INCIDENT #	INCIDENT TYPE	ZONE
7/5/2024 7:58:00 PM	7/5/2024 8:30:35 PM	2024-2876	321	South West Quadrant
7/5/2024 8:08:54 PM	7/5/2024 8:27:26 PM	2024-2877	321	North West Quadrant
7/6/2024				
7/6/2024 9:09:08 AM	7/6/2024 9:27:54 AM	2024-2882	412	North West Quadrant
7/6/2024 9:25:55 AM	7/6/2024 9:39:59 AM	2024-2883	321	North East Quadrant
7/7/2024				
7/7/2024 8:04:30 AM	7/7/2024 8:18:37 AM	2024-2890	740	North West Quadrant
7/7/2024 8:10:18 AM	7/7/2024 8:25:03 AM	2024-2891	321	North East Quadrant
7/7/2024 12:34:46 PM	7/7/2024 12:47:56 PM	2024-2892	321	South East Quadrant
7/7/2024 12:44:00 PM	7/7/2024 12:56:42 PM	2024-2893	733	North West Quadrant
7/7/2024 12:54:23 PM	7/7/2024 1:18:34 PM	2024-2894	321	North West Quadrant
7/7/2024 5:40:03 PM	7/7/2024 5:50:42 PM	2024-2898	321	North East Quadrant
7/7/2024 5:46:06 PM	7/7/2024 6:10:37 PM	2024-2899	321	North West Quadrant
7/7/2024 5:59:05 PM	7/7/2024 6:17:29 PM	2024-2900	321	North West Quadrant
7/7/2024 6:58:51 PM	7/7/2024 7:14:12 PM	2024-2902	445	North East Quadrant
7/7/2024 7:03:48 PM	7/7/2024 7:25:09 PM	2024-2903	321	South East Quadrant
7/8/2024				
7/8/2024 7:55:45 PM	7/8/2024 8:21:20 PM	2024-2915	321	North West Quadrant
7/8/2024 8:12:54 PM	7/8/2024 8:27:22 PM	2024-2916	321	North East Quadrant
7/8/2024 8:22:17 PM	7/8/2024 8:37:16 PM	2024-2917	321	North East Quadrant
7/9/2024				
7/9/2024 3:19:12 AM	7/9/2024 3:37:55 AM	2024-2921	551	North East Quadrant
7/9/2024 3:32:47 AM	7/9/2024 3:46:50 AM	2024-2922	321	North East Quadrant
7/9/2024 10:54:43 AM	7/9/2024 11:16:43 AM	2024-2926	321	North West Quadrant
7/9/2024 11:16:40 AM	7/9/2024 11:21:43 AM	2024-2927	553	North East Quadrant
7/9/2024 4:59:34 PM	7/9/2024 5:24:26 PM	2024-2931	321	North West Quadrant
7/9/2024 5:17:27 PM	7/9/2024 5:43:58 PM	2024-2932	321	Mutual Aid Given
7/9/2024 7:37:26 PM	7/9/2024 8:04:27 PM	2024-2933	321	South West Quadrant
7/9/2024 7:37:50 PM	7/9/2024 7:55:38 PM	2024-2934	321	North West Quadrant
7/10/2024				
7/10/2024 3:09:00 PM	7/10/2024 3:32:32 PM	2024-2946	321	North West Quadrant
7/10/2024 3:18:22 PM	7/10/2024 3:46:02 PM	2024-2947	321	North West Quadrant
7/11/2024				
7/11/2024 7:57:06 AM	7/11/2024 8:22:39 AM	2024-2955	321	North West Quadrant
7/11/2024 7:59:00 AM	7/11/2024 8:13:00 AM	2024-2956	321	South East Quadrant
7/11/2024 8:39:00 AM	7/11/2024 8:54:00 AM	2024-2957	321	North East Quadrant
7/11/2024 8:39:57 AM	7/11/2024 9:07:37 AM	2024-2958	321	South East Quadrant
7/11/2024 9:23:00 AM	7/11/2024 9:43:00 AM	2024-2959	321	North East Quadrant
7/11/2024 9:38:23 AM	7/11/2024 10:04:04 AM	2024-2960	321	South East Quadrant
7/11/2024 3:08:44 PM	7/11/2024 3:22:25 PM	2024-2963	733	North East Quadrant
7/11/2024 3:10:34 PM	7/11/2024 3:27:26 PM	2024-2964	321	North East Quadrant

Percentage of incidents overlapping from total incidents in date range for specified station. Compared incident time range as either Alarm to Cancel or Alarm to Clear for incidents that have either Cancel or Clear time recorded. Reviewed calls only. Group by date. Displays date, incident number, incident type (numeric only), zone, and station.



OVERLAPPING INCIDENT DETAILS

ALARM	CLEAR/CANCEL	INCIDENT #	INCIDENT TYPE	ZONE
7/12/2024				
7/12/2024 9:10:19 AM	7/12/2024 10:19:39 AM	2024-2974	321	North East Quadrant
7/12/2024 9:42:19 AM	7/12/2024 9:50:11 AM	2024-2975	611	North West Quadrant
7/12/2024 6:06:57 PM	7/12/2024 6:25:57 PM	2024-2981	113	South East Quadrant
7/12/2024 6:19:06 PM	7/12/2024 6:36:13 PM	2024-2982	321	North West Quadrant
7/13/2024				
7/13/2024 1:41:57 AM	7/13/2024 2:24:32 AM	2024-2985	321	North East Quadrant
7/13/2024 1:59:47 AM	7/13/2024 2:22:26 AM	2024-2986	321	North West Quadrant
7/13/2024 4:05:48 PM	7/13/2024 4:34:28 PM	2024-2993	321	North West Quadrant
7/13/2024 4:11:10 PM	7/13/2024 4:18:19 PM	2024-2994	611	North West Quadrant
7/13/2024 6:08:36 PM	7/13/2024 6:28:35 PM	2024-2995	321	North East Quadrant
7/13/2024 6:12:09 PM	7/13/2024 6:55:19 PM	2024-2996	131	South East Quadrant
7/13/2024 8:51:10 PM	7/13/2024 9:21:08 PM	2024-2998	412	North East Quadrant
7/13/2024 8:54:31 PM	7/13/2024 9:13:04 PM	2024-2999	321	North West Quadrant
7/13/2024 9:12:58 PM	7/13/2024 9:31:10 PM	2024-3000	321	North West Quadrant
7/13/2024 9:18:17 PM	7/13/2024 9:40:00 PM	2024-3001	321	North West Quadrant
7/14/2024				
7/14/2024 12:00:18 PM	7/14/2024 12:10:00 PM	2024-3006	622	North East Quadrant
7/14/2024 12:02:01 PM	7/14/2024 12:22:56 PM	2024-3007	321	South East Quadrant
7/14/2024 12:10:36 PM	7/14/2024 12:41:45 PM	2024-3008	322	North West Quadrant
7/14/2024 12:39:43 PM	7/14/2024 1:42:12 PM	2024-3009	322	South East Quadrant
7/14/2024 4:26:04 PM	7/14/2024 4:36:37 PM	2024-3010	622	North East Quadrant
7/14/2024 4:29:03 PM	7/14/2024 4:43:40 PM	2024-3011	321	North East Quadrant
7/15/2024				
7/15/2024 10:27:44 AM	7/15/2024 10:58:11 AM	2024-3016	321	North West Quadrant
7/15/2024 10:44:23 AM	7/15/2024 11:03:38 AM	2024-3017	321	South West Quadrant
7/15/2024 11:07:12 AM	7/15/2024 11:29:50 AM	2024-3018	321	South East Quadrant
7/15/2024 11:28:30 AM	7/15/2024 11:49:15 AM	2024-3019	321	North East Quadrant
7/15/2024 12:17:53 PM	7/15/2024 12:39:09 PM	2024-3020	321	North East Quadrant
7/15/2024 12:33:25 PM	7/15/2024 12:53:14 PM	2024-3021	321	North East Quadrant
7/16/2024				
7/16/2024 5:54:07 AM	7/16/2024 6:12:58 AM	2024-3028	321	North East Quadrant
7/16/2024 6:02:01 AM	7/16/2024 6:27:58 AM	2024-3029	321	North West Quadrant
7/16/2024 6:12:50 AM	7/16/2024 6:30:41 AM	2024-3030	321	South East Quadrant
7/16/2024 8:35:04 AM	7/16/2024 9:22:52 AM	2024-3032	321	South East Quadrant
7/16/2024 8:40:25 AM	7/16/2024 9:03:10 AM	2024-3033	321	North East Quadrant
7/16/2024 8:43:36 AM	7/16/2024 9:01:51 AM	2024-3034	321	North West Quadrant
7/16/2024 10:50:51 AM	7/16/2024 11:09:29 AM	2024-3035	321	North East Quadrant
7/16/2024 11:07:55 AM	7/16/2024 11:25:28 AM	2024-3036	321	North East Quadrant
7/16/2024 11:12:03 AM	7/16/2024 11:35:27 AM	2024-3037	321	North West Quadrant
7/16/2024 1:10:38 PM	7/16/2024 1:58:56 PM	2024-3038	561	North West Quadrant
7/16/2024 1:13:14 PM	7/16/2024 1:33:20 PM	2024-3039	321	South West Quadrant
7/16/2024 1:22:12 PM	7/16/2024 1:40:03 PM	2024-3040	321	North East Quadrant

Percentage of incidents overlapping from total incidents in date range for specified station. Compared incident time range as either Alarm to Cancel or Alarm to Clear for incidents that have either Cancel or Clear time recorded. Reviewed calls only. Group by date. Displays date, incident number, incident type (numeric only), zone, and station.



OVERLAPPING INCIDENT DETAILS

ALARM	CLEAR/CANCEL	INCIDENT #	INCIDENT TYPE	ZONE
7/16/2024 5:33:56 PM	7/16/2024 5:53:53 PM	2024-3042	321	North East Quadrant
7/16/2024 5:36:33 PM	7/16/2024 5:42:56 PM	2024-3043	611	Mutual Aid Given
7/17/2024				
7/17/2024 2:52:30 PM	7/17/2024 3:13:32 PM	2024-3053	321	South East Quadrant
7/17/2024 3:08:20 PM	7/17/2024 3:30:13 PM	2024-3054	321	North West Quadrant
7/17/2024 4:48:45 PM	7/17/2024 5:55:03 PM	2024-3055	121	Mutual Aid Given
7/17/2024 5:52:43 PM	7/17/2024 6:21:43 PM	2024-3056	321	North West Quadrant
7/17/2024 10:48:55 PM	7/17/2024 11:14:48 PM	2024-3058	700	North West Quadrant
7/17/2024 10:49:16 PM	7/17/2024 11:11:21 PM	2024-3059	321	North West Quadrant
7/18/2024				
7/18/2024 8:29:20 AM	7/18/2024 8:45:28 AM	2024-3060	321	North East Quadrant
7/18/2024 8:35:04 AM	7/18/2024 8:54:12 AM	2024-3061	561	North East Quadrant
7/18/2024 9:33:13 AM	7/18/2024 9:50:34 AM	2024-3062	321	North West Quadrant
7/18/2024 9:39:24 AM	7/18/2024 9:54:03 AM	2024-3063	321	South East Quadrant
7/19/2024				
7/19/2024 3:00:00 PM	7/19/2024 3:08:00 PM	2024-3071	321	North West Quadrant
7/19/2024 2:50:44 PM	7/19/2024 3:07:01 PM	2024-3079	321	North West Quadrant
7/19/2024 5:07:43 PM	7/19/2024 5:24:35 PM	2024-3081	321	North East Quadrant
7/19/2024 5:17:25 PM	7/19/2024 5:42:25 PM	2024-3082	321	North West Quadrant
7/19/2024 9:25:40 PM	7/19/2024 10:35:32 PM	2024-3085	321	North West Quadrant
7/19/2024 10:03:37 PM	7/19/2024 10:12:46 PM	2024-3086	412	North West Quadrant
7/20/2024				
7/20/2024 7:59:51 PM	7/20/2024 8:18:38 PM	2024-3096	561	North East Quadrant
7/20/2024 8:18:31 PM	7/20/2024 8:52:26 PM	2024-3097	321	South East Quadrant
7/20/2024 11:25:53 PM	7/21/2024 12:04:52 AM	2024-3098	321	North West Quadrant
7/20/2024 11:28:20 PM	7/20/2024 11:54:51 PM	2024-3099	553	North West Quadrant
7/21/2024				
7/21/2024 8:47:13 AM	7/21/2024 9:07:53 AM	2024-3101	321	North West Quadrant
7/21/2024 9:03:59 AM	7/21/2024 9:21:20 AM	2024-3102	321	North West Quadrant
7/21/2024 9:19:49 AM	7/21/2024 9:44:01 AM	2024-3103	321	North West Quadrant
7/21/2024 11:02:27 AM	7/21/2024 11:19:25 AM	2024-3104	321	North East Quadrant
7/21/2024 11:04:39 AM	7/21/2024 11:25:13 AM	2024-3105	321	North West Quadrant
7/21/2024 2:23:46 PM	7/21/2024 3:55:13 PM	2024-3110	111	North East Quadrant
7/21/2024 2:32:09 PM	7/21/2024 3:03:36 PM	2024-3111	321	North East Quadrant
7/22/2024				
7/22/2024 8:49:26 AM	7/22/2024 9:10:06 AM	2024-3118	321	North East Quadrant
7/22/2024 8:59:15 AM	7/22/2024 9:19:56 AM	2024-3119	321	North West Quadrant
7/22/2024 9:58:31 AM	7/22/2024 10:11:53 AM	2024-3120	321	North West Quadrant
7/22/2024 10:06:39 AM	7/22/2024 10:25:10 AM	2024-3121	321	North East Quadrant
7/22/2024 3:20:01 PM	7/22/2024 3:49:27 PM	2024-3123	322	North East Quadrant
7/22/2024 3:27:41 PM	7/22/2024 3:44:12 PM	2024-3124	554	North West Quadrant

Percentage of incidents overlapping from total incidents in date range for specified station. Compared incident time range as either Alarm to Cancel or Alarm to Clear for incidents that have either Cancel or Clear time recorded. Reviewed calls only. Group by date. Displays date, incident number, incident type (numeric only), zone, and station.



OVERLAPPING INCIDENT DETAILS

ALARM	CLEAR/CANCEL	INCIDENT #	INCIDENT TYPE	ZONE
7/23/2024				
7/23/2024 4:42:33 AM	7/23/2024 5:02:15 AM	2024-3130	733	North West Quadrant
7/23/2024 4:48:59 AM	7/23/2024 5:14:17 AM	2024-3131	321	North West Quadrant
7/23/2024 10:31:52 AM	7/23/2024 11:14:33 AM	2024-3133	321	North East Quadrant
7/23/2024 10:57:55 AM	7/23/2024 11:36:03 AM	2024-3134	321	South West Quadrant
7/23/2024 12:30:14 PM	7/23/2024 12:52:41 PM	2024-3137	321	North East Quadrant
7/23/2024 12:31:29 PM	7/23/2024 12:49:58 PM	2024-3138	321	South West Quadrant
7/23/2024 12:34:38 PM	7/23/2024 12:34:38 PM	2024-3139	321	South West Quadrant
7/25/2024				
7/25/2024 12:15:54 PM	7/25/2024 12:48:13 PM	2024-3158	444	North West Quadrant
7/25/2024 12:20:51 PM	7/25/2024 12:45:29 PM	2024-3159	321	South West Quadrant
7/25/2024 9:59:39 PM	7/25/2024 10:22:59 PM	2024-3165	321	North West Quadrant
7/25/2024 10:10:35 PM	7/25/2024 10:37:28 PM	2024-3166	321	North East Quadrant
7/25/2024 10:36:18 PM	7/25/2024 10:59:21 PM	2024-3167	321	South West Quadrant
7/26/2024				
7/26/2024 11:17:15 AM	7/26/2024 11:30:37 AM	2024-3171	321	North East Quadrant
7/26/2024 11:29:02 AM	7/26/2024 11:50:30 AM	2024-3172	321	South East Quadrant
7/26/2024 2:28:10 PM	7/26/2024 2:46:25 PM	2024-3175	736	South East Quadrant
7/26/2024 2:43:48 PM	7/26/2024 3:22:45 PM	2024-3176	131	South East Quadrant
7/26/2024 2:51:55 PM	7/26/2024 3:22:53 PM	2024-3177	321	South East Quadrant
7/26/2024 6:26:54 PM	7/26/2024 6:41:56 PM	2024-3179	321	South East Quadrant
7/26/2024 6:38:52 PM	7/26/2024 7:04:13 PM	2024-3180	321	South East Quadrant
7/26/2024 10:31:40 PM	7/26/2024 10:53:18 PM	2024-3183	321	North East Quadrant
7/26/2024 10:35:13 PM	7/26/2024 10:52:45 PM	2024-3184	321	North West Quadrant
7/27/2024				
7/27/2024 12:07:02 AM	7/27/2024 12:28:09 AM	2024-3185	321	North East Quadrant
7/27/2024 12:22:57 AM	7/27/2024 12:43:51 AM	2024-3186	321	South East Quadrant
7/27/2024 12:32:06 AM	7/27/2024 12:53:30 AM	2024-3187	321	North East Quadrant
7/27/2024 5:11:00 PM	7/27/2024 5:56:48 PM	2024-3196	531	South West Quadrant
7/27/2024 5:11:27 PM	7/27/2024 5:33:16 PM	2024-3197	321	South East Quadrant
7/27/2024 5:17:27 PM	7/27/2024 5:32:08 PM	2024-3198	321	North West Quadrant
7/27/2024 5:20:13 PM	7/27/2024 5:33:55 PM	2024-3199	321	North East Quadrant
7/27/2024 7:10:29 PM	7/27/2024 7:27:19 PM	2024-3200	321	North West Quadrant
7/27/2024 7:21:13 PM	7/27/2024 8:21:01 PM	2024-3201	321	North East Quadrant
7/27/2024 7:41:45 PM	7/27/2024 8:00:33 PM	2024-3202	131	North East Quadrant
7/28/2024				
7/28/2024 7:25:00 PM	7/28/2024 7:47:25 PM	2024-3214	321	South West Quadrant
7/28/2024 7:32:08 PM	7/28/2024 8:05:01 PM	2024-3215	321	North East Quadrant
7/28/2024 11:14:34 PM	7/28/2024 11:33:52 PM	2024-3218	321	North East Quadrant
7/28/2024 11:26:29 PM	7/28/2024 11:57:59 PM	2024-3219	733	North West Quadrant
7/29/2024				
7/29/2024 9:11:23 AM	7/29/2024 9:33:25 AM	2024-3223	321	North East Quadrant
7/29/2024 9:20:05 AM	7/29/2024 9:36:57 AM	2024-3224	553	North East Quadrant

Percentage of incidents overlapping from total incidents in date range for specified station. Compared incident time range as either Alarm to Cancel or Alarm to Clear for incidents that have either Cancel or Clear time recorded. Reviewed calls only. Group by date. Displays date, incident number, incident type (numeric only), zone, and station.



OVERLAPPING INCIDENT DETAILS

ALARM	CLEAR/CANCEL	INCIDENT #	INCIDENT TYPE	ZONE
7/29/2024 1:23:18 PM	7/29/2024 1:36:30 PM	2024-3228	321	North East Quadrant
7/29/2024 1:27:54 PM	7/29/2024 1:48:02 PM	2024-3229	321	North West Quadrant
7/29/2024 1:35:33 PM	7/29/2024 1:42:09 PM	2024-3230	611	North East Quadrant
7/29/2024 4:15:14 PM	7/29/2024 4:32:29 PM	2024-3231	321	North East Quadrant
7/29/2024 4:17:21 PM	7/29/2024 4:35:32 PM	2024-3232	321	South East Quadrant
7/29/2024 4:18:25 PM	7/29/2024 4:32:39 PM	2024-3233	321	North East Quadrant
7/29/2024 6:51:31 PM	7/29/2024 7:22:46 PM	2024-3234	735	North West Quadrant
7/29/2024 6:58:36 PM	7/29/2024 7:21:34 PM	2024-3235	321	North East Quadrant
7/30/2024				
7/30/2024 9:31:18 AM	7/30/2024 9:50:15 AM	2024-3241	321	South West Quadrant
7/30/2024 9:38:19 AM	7/30/2024 10:03:43 AM	2024-3242	321	South West Quadrant
7/30/2024 9:49:43 AM	7/30/2024 10:08:13 AM	2024-3243	321	South West Quadrant
7/30/2024 1:34:49 PM	7/30/2024 1:54:05 PM	2024-3248	321	North West Quadrant
7/30/2024 1:48:56 PM	7/30/2024 2:01:36 PM	2024-3249	700	South West Quadrant
7/30/2024 3:30:41 PM	7/30/2024 3:55:43 PM	2024-3250	412	North East Quadrant
7/30/2024 3:38:36 PM	7/30/2024 4:11:09 PM	2024-3251	322	South East Quadrant
7/30/2024 3:58:22 PM	7/30/2024 4:17:41 PM	2024-3252	736	South East Quadrant
7/31/2024				
7/31/2024 10:51:56 AM	7/31/2024 11:15:25 AM	2024-3259	321	South East Quadrant
7/31/2024 11:01:59 AM	7/31/2024 11:18:54 AM	2024-3260	321	North East Quadrant
7/31/2024 12:19:34 PM	7/31/2024 12:34:19 PM	2024-3261	321	North East Quadrant
7/31/2024 12:33:51 PM	7/31/2024 12:55:53 PM	2024-3262	321	North West Quadrant
7/31/2024 12:39:17 PM	7/31/2024 1:02:42 PM	2024-3263	321	North West Quadrant

Percentage of incidents overlapping from total incidents in date range for specified station. Compared incident time range as either Alarm to Cancel or Alarm to Clear for incidents that have either Cancel or Clear time recorded. Reviewed calls only. Group by date. Displays date, incident number, incident type (numeric only), zone, and station.



North Ridgeville Fire Department

North Ridgeville, OH

This report was generated on 8/5/2024 9:16:45 AM



Property Values versus Loss and Save per Incident for Date Range

Start Date: 07/01/2024 | End Date: 07/31/2024

INCIDENT #	PRE-INCIDENT VALUE	LOSSES	SAVED
2024-3070	\$525,000.00	\$175,000.00	\$350,000.00
2024-3110	\$16,000.00	\$16,000.00	\$0.00
2024-3181	\$496,900.00	\$19,500.00	\$477,400.00
Totals:	\$1,037,900.00	\$210,500.00	\$827,400.00

Both the PRE-INCIDENT VALUE and LOSSES columns are the summation of the respective Property and Contents fields as recorded on the Basic Info 5 screen of an incident. Only REVIEWED incidents included. EMS incidents excluded.



**EMERGENCY
REPORTING**

emergencyreporting.com

Doc Id: 968

Page # 1 of 1



EMERGENCY MEDICAL SERVICES DATA





Agency Activity Summary

North Ridgeville Fire Dept

Agency: North Ridgeville Fire Dept | Service Date: From 07/01/2024 Through 07/31/2024

Total Number of ePCR's: 381

Total Number of Incidents: 379

By Branch

01 Station 1 = 270

02 Station 2 = 111

Billing Disposition (ePCR Data Only)

	#	%		#	%
Treated/Transported	307	80.6%	Dead Prior To Arrival	4	1.0%
Treated / Transferred Care	N/A	N/A	Dead After Arrival	2	0.5%
Treated/No Transport (AMA)	29	7.6%	Treat/Transported by Private Veh.	N/A	N/A
Treated / No Transport (Per Protocol)	18	4.7%	Assist	3	0.8%
Transported / Refused Care	N/A	N/A	Other	5	1.3%
No Transport / Refused Care	12	3.1%	No Patient Found	N/A	N/A
Cancelled	1	0.3%			
Left Blank	N/A	N/A			

Unit Disposition (ePCR Data Only)

Description	#	%
Cancelled Prior to Arrival at Scene	1	0.3%
Non-Patient Incident (Not Otherwise Listed)	3	0.8%
Patient Contact Made	377	99.0%
Left Blank	0	0.0%
Total	381	100.0%

Patient Evaluation/Care Disposition (ePCR Data Only)

Description	#	%
Not Applicable	4	1.0%
Patient Evaluated and Care Provided	355	93.2%
Patient Evaluated, No Care Required	10	2.6%
Patient Refused Evaluation/Care	12	3.1%
Left Blank	0	0.0%
Total	381	100.0%

Crew Disposition (ePCR Data Only)

Description	#	%
Back in Service, Care/Support Services Refused	12	3.1%
Back in Service, No Care/Support Services Required	14	3.7%
Initiated and Continued Primary Care	355	93.2%
Left Blank	0	0.0%
Total	381	100.0%

Transport Disposition (ePCR Data Only)

Description	#	%
No Transport	41	10.8%
Not Applicable	4	1.0%
Patient Refused Transport	29	7.6%
Transport by This EMS Unit (This Crew Only)	307	80.6%
Left Blank	0	0.0%
Total	381	100.0%

Run Type	#	%		#	%
Emergency Runs	381	100.0%	Non-Emergency Runs	N/A	N/A
Stand By	N/A	N/A	Stand By	N/A	N/A
Mutual Aid	1	0.3%	Mutual Aid	N/A	N/A
Interfacility	N/A	N/A	Interfacility	N/A	N/A
Intercept	N/A	N/A	Intercept	N/A	N/A
Emergency Runs (Scheduled)	N/A	N/A	Non-Emergency Runs (Scheduled)	N/A	N/A
Stand By	N/A	N/A	Stand By	N/A	N/A
Mutual Aid	N/A	N/A	Mutual Aid	N/A	N/A
Interfacility	N/A	N/A	Interfacility	N/A	N/A
Intercept	N/A	N/A	Intercept	N/A	N/A

Emergency Type Left Blank: 0

Runs by Unit (ePCR Data Only)

Unit	Total Runs	Treat/ Transp	Treat/ Transfer	Treat/No Transp(AMA)	Treat/No Transp(PP)	Transp/ Ref. Care	Cancelled	Dead Prior Arr	Dead After Arr	T/T Priv Veh	No Trans/ Ref. Care	Assist	Other	No Pat. Found
NRM25	58	50	0	4	0	0	0	0	0	0	3	0	1	0
NRM26	110	81	0	7	7	0	0	1	1	0	6	3	4	0
NRM27	70	61	0	4	2	0	0	0	1	0	2	0	0	0
NRM28	143	115	0	14	9	0	1	3	0	0	1	0	0	0
Total	381	307	0	29	18	0	1	4	2	0	12	3	5	0

Runs by Service Level (ePCR Data Only)

Dispatched Service Level	#	%	Recommended Service Level	#	%
BLS	381	100.0%	BLS	114	29.9%
ALS	N/A	N/A	ALS1	266	69.8%
SCT	N/A	N/A	ALS2	1	0.3%
			SCT	N/A	N/A
			Rotary Wing	N/A	N/A
			Fixed Wing	N/A	N/A

Runs by Insurance Type with Service Level (ePCR Data Only) (Multiple

insurance types may have been marked on a run)

Type	BLS	%	ALS1	%	ALS2	%	SCT	%Rotary Wing	%Fixed Wing	%	Total	%
None	114	29.9%	266	69.8%	1	0.3%	N/A	N/A	N/A	N/A	381	100.0%

Runs by Primary PI (ePCR Data Only)

Description	#	%
ABNORMAL LABS	4	1.0%
ALCOHOL ABUSE WITH INTOXICATION	1	0.3%
Abdominal Pain	12	3.1%
Allergic Reaction	3	0.8%
Alt. Level Conscious	15	3.9%
Anxiety	7	1.8%
Asthma Symptoms	1	0.3%
Back Pain (No Trauma)	7	1.8%
Behavioral Disorder	3	0.8%
COVID-19 (SUSPECTED)	1	0.3%
CVA/Stroke	7	1.8%
Cardiac Arrest	1	0.3%
Cardiac Symptoms	11	2.9%
Chest Pain	16	4.2%
Dehydration Symp.	1	0.3%
Depression (acute)	2	0.5%
Diabetic Symptoms	6	1.6%
Dizziness	8	2.1%
Dyspnea-SOB	29	7.6%

Elevated Temp/Fever	2	0.5%
Eye Symp.(no trauma)	1	0.3%
FREQUENT FALLS	24	6.3%
Flu Symptoms	7	1.8%
GI -Bleed	3	0.8%
HYPOTENSION	1	0.3%
Hemorrhage-(severe medical)	1	0.3%
Hypertension	6	1.6%
MEDICAL DEVICE FAILURE	4	1.0%
MINOR / GENERAL INJURY	28	7.3%
Medication Reaction	1	0.3%
Monitoring Required	10	2.6%
NON-TRAUMATIC ARM PAIN	1	0.3%
NON-TRAUMATIC LEG PAIN	4	1.0%
Nausea	4	1.0%
No Medical Problem	20	5.2%
Nose Bleed	2	0.5%
OD - SUSPECTED OPIOID	1	0.3%
OVERDOSE - ACCIDENTAL		
Obvious Death	3	0.8%
Pneumonia Symptoms	1	0.3%
Post-Op Complication	1	0.3%
Psychiatric Emerg.	16	4.2%
SEPSIS	7	1.8%
SUICIDE ATTEMPT	3	0.8%
Seizure	7	1.8%
Syncope/Fainting	4	1.0%
Trauma Injury	20	5.2%
Unconscious	2	0.5%
Unknown Medical	6	1.6%
Urinary Bleeding	1	0.3%
Urination Problem	3	0.8%
Vomiting	4	1.0%
Weakness	33	8.7%
<i>Left Blank</i>	15	3.9%
<i>Total</i>	381	100.0%

Runs by Dispatch (EMD) Code

<u>Description</u>	<u>#</u>	<u>%</u>
01A01 Abdominal Pain	11	2.9%
02B01 Allergies/Envenomations	3	0.8%
04B03 Assault/Sexual Assault	5	1.3%
05A01 Back Pain (Non-traumatic)	4	1.0%
06E01 Breathing Problems	38	10.0%
09E02 Cardiac or Respiratory Arrest/Death	3	0.8%
10D01 Chest Pain/ Chest Discomfort	22	5.8%
11E01 Choking	1	0.3%
12C01 Convulsions/Seizures	7	1.8%
13C02 Diabetic Problems	7	1.8%
14B03 Drowning/Near Drowning/Diving/SCUBA Accident	1	0.3%
16B01 Eye Problem/Injuries	1	0.3%
17B03 Falls	86	22.6%
21B01 Hemorrhage/Laceration	3	0.8%
23C07 Overdose/Poisoning	4	1.0%
25B06 Psychiatric/Abnormal Behavior/Suicide Attempt	23	6.0%
26B01 Sick Person (Specific Diagnosis)	101	26.5%
28C12 Stroke (CVA/TIA)	9	2.4%
29B05 Traffic/Transportation Incident	12	3.1%
30B01 Traumatic Injuries	4	1.0%
31C01 Unconscious/Fainting	8	2.1%
32B01 Unknown Problem	19	5.0%
32B02 Medical Alarm	1	0.3%
37A01 Other / Public Assist	8	2.1%
<i>Left Blank</i>	0	0.0%
<i>Total</i>	381	100.0%

Transport From (Category)

	#	%
Home/Residence	204	53.5%
Res. Custodial Facility	2	0.5%
Facility	8	2.1%
Public Building	1	0.3%
Street/Hwy	10	2.6%
Industrial Place	1	0.3%
Other	2	0.5%
Home/Residence - Single-Family House	31	8.1%
Home/Residence - Single-Family Pool	1	0.3%
Home/Residence - Mobile Home	3	0.8%
Home/Residence - Apartment	8	2.1%
Res. Custodial Facility - Nursing Home	72	18.9%
Educational Ins. - Middle School	1	0.3%
Public Building - Administrative	1	0.3%
Street/Hwy - Other Paved Roadways	7	1.8%
Private Commercial Establishment	13	3.4%
Facility - Ambulatory Surgery Center	2	0.5%
Facility - Health Care Provider Office	6	1.6%
Facility - Other Ambulatory Health Services	2	0.5%
Industrial Place - Factory	1	0.3%
Recreation/Sport - Public Park	2	0.5%
Recreation/Sport - Amusement Park	1	0.3%
Religious Institution	1	0.3%
Facility - Urgent Care	1	0.3%
<i>Total</i>	381	100.0%

Transport From (Facility) (ePCR Data Only)

	#	%
--Left Blank--	381	100.0%
<i>Total</i>	381	100.0%

Transport To (Destination Facility) (ePCR Data Only)

	#	%
UH - ST JOHN MEDICAL CENTER	168	44.1%
--Left Blank--	74	19.4%
UH - ELYRIA MEDICAL CENTER	73	19.2%
Avon Richard E. Jacobs Health Center	62	16.3%
CCF - Fairview	4	1.0%
<i>Total</i>	381	100.0%



FIRE PREVENTION INSPECTION REPORT



North Ridgeville Fire Department

North Ridgeville, OH

This report was generated on 8/5/2024 9:22:43 AM



Completed Inspections per Zone for Date Range

Start Date: 07/01/2024 | End Date: 07/31/2024

ZONE	ID	OCCUPANCY	ADDRESS	INSPECTED
Zone 1- NW - Zone 1- North West Quadrant				
		Foster/Adoption Inspection	7000 Ranger WAY	07/15/2024
		Foster/Adoption Inspection	7000 Ranger WAY	07/18/2024
		Young Explorers Montessori Of North Ridgeville	36516 Center Ridge RD	07/18/2024
		Young Explorers Montessori Of North Ridgeville	36516 Center Ridge RD	07/18/2024
		Goddard School	37693 Center Ridge RD	07/22/2024
		Riddell	7501 Performance Lane LN	07/29/2024
		Riddell	7501 Performance Lane LN	07/29/2024
		Riddell	7501 Performance Lane LN	07/29/2024
		Lake Ridge Academy	37501 Center Ridge RD	07/30/2024
Zone 2- NE - Zone 2- North East Quadrant				
		Victory Park Event Complex/ Clubhouse	7777 Victory LN	07/03/2024
		Victory Park Event Complex/ Clubhouse	7777 Victory LN	07/03/2024
		Chase Bank	34385 Center Ridge RD	07/08/2024
		Chase Bank	34385 Center Ridge RD	07/08/2024
		Pro Sellers Inc./University Accessories	5152 Mills Industrial	07/09/2024
		Limitless Towing & Recovery	33350 Lorain RD	07/09/2024
		North Ridgeville Academic Center	34620 Bainbridge RD	07/09/2024
		First Source Title Agency	7717 Victory LN	07/12/2024
		Leffew Fastpitch/ Hoop Tech/ Method Gym	7725 Victory Lane LN	07/12/2024
		HoopTech	7717 Victory LN	07/12/2024
	Valley Center 1,2,3,4,5,6	Valley Storage	34425 Lorain RD #Suite123456	07/12/2024
		JC Auto Body & Collision	34343 Mills RD	07/15/2024
		Victory Park Event Complex/ Clubhouse	7777 Victory LN	07/15/2024
		Wendy's 03644	34323 Center Ridge	07/16/2024
	7864 Root D	Rock n' Roll City Gym	7864 Root RD #D	07/16/2024
	7864 Root F	7864 Root Rd. Ownership	7864 Root RD #F	07/16/2024
	7864 Root E	ProMark/ Soon To Be Vacant	7864 Root RD #E	07/16/2024
	7864 Root A	Indoor Golf / Golf Tech	7864 Root RD #A	07/16/2024
	7864 Root B/C	Lawn Doctor	7864 Root RD #B+C	07/16/2024
	7864 Root Front	Premier Glass & Door	7864 Root RD	07/16/2024
		OSIBAS, LTD. (Old Fields Sweet School)	8540 Root RD	07/17/2024
		Chase Bank	34385 Center Ridge RD	07/17/2024
		Chase Bank	34385 Center Ridge RD	07/17/2024

ZONE	ID	OCCUPANCY	ADDRESS	INSPECTED
		Victory Park Event Complex/ Clubhouse	7777 Victory LN	07/18/2024
		Liberty Elementary	5700 Jaycox RD	07/22/2024
		Chase Bank	34385 Center Ridge RD	07/22/2024
		Chase Bank	34385 Center Ridge RD	07/22/2024
		North Ridge Apartments	35900 Westminister AVE	07/23/2024
		North Ridgeville High School	34600 Bainbridge RD	07/23/2024
		Fire Investigation for Residential/Commercial Structure Fires/Investigation of an Emergency Response	7000 Ranger Way	07/24/2024
		North Ridgeville Academic Center	34620 Bainbridge RD	07/24/2024
		North Ridgeville Academic Center	34620 Bainbridge RD	07/24/2024
		Chase Bank	34385 Center Ridge RD	07/25/2024
		Chase Bank	34385 Center Ridge RD	07/25/2024
		North Ridgeville Academic Center	34620 Bainbridge RD	07/25/2024
		Get Go from Giant Eagle #3199	34179 Center Ridge	07/29/2024
		Get Go from Giant Eagle #3199	34179 Center Ridge	07/29/2024
	Rini's Plaza 2	Giant Eagle #0199	34325 Center Ridge RD	07/29/2024
		Chase Bank	34385 Center Ridge RD	07/30/2024
		North Ridgeville Fire Station 1	7000 Ranger WAY	07/30/2024
		JBC Technologies	7887 Bliss PKY	07/30/2024
		Pizza Pan	33009 Lorain RD #Suite A	07/30/2024
	Rini's Plaza 1	Rini's Plaza Management	34263 Center Ridge RD #Suite 1	07/31/2024
	Rini's Plaza 1	Rini's Plaza Management	34263 Center Ridge RD #Suite 1	07/31/2024
Zone 3- SW - Zone 3- South West Quadrant				
		Rhenium Alloys	38653 Taylor PKY	07/09/2024
		Rhenium Alloys	38653 Taylor PKY	07/10/2024
		North Ridgeville Parks And Recreation	37077 Shady LN	07/10/2024
		Rhenium Alloys	38653 Taylor PKY	07/11/2024
		Beckett Thermal solutions (Gas)	38000 Taylor PKY	07/25/2024
		Beckett Thermal solutions (Gas)	38000 Taylor PKY	07/26/2024
Zone 4- SE - Zone 4- South East Quadrant				
		Culver's Restaurant	32574 Lorain RD	07/18/2024
		Culver's Restaurant	32574 Lorain RD	07/18/2024

North Ridgeville Fire Department

North Ridgeville, OH

This report was generated on 8/5/2024 9:25:48 AM



Count of Occupancies Inspected per Occupancy Type per Inspection Type for Date Range

Start Date: 07/01/2024 | End Date: 07/31/2024

OCCUPANCY	COUNT
INSPECTION TYPE: Annual	
Apartment Complex	1
Assembly	2
Atheltic/Health Clubs	3
Day Care	1
Elementary School	1
Fire Station	1
Gas/Service Station	1
High School	1
Industrial /Manufacturing Facility	3
Middle School	2
Offices-General Buisness	2
Recreational Facility	1
Residential	1
Storage/Warehouse Facility	3
INSPECTION TYPE: Complaint	
Restaurant	1
INSPECTION TYPE: Final Occupancy Inspection Acceptance Test	
Industrial /Manufacturing Facility	1
INSPECTION TYPE: Fire Alarm System Acceptance Test	
Bank	1
Industrial /Manufacturing Facility	1
INSPECTION TYPE: Fire Alarm System Install Spot Inspection	
Bank	3
Day Care	1
INSPECTION TYPE: Fire Alarm System Test- Annual	
Day Care	1
Gas/Service Station	1
General Business/Merchantile	1
Industrial /Manufacturing Facility	1
Middle School	2
INSPECTION TYPE: Fire Protection System Inspection	
Multi-Educational campus	1
INSPECTION TYPE: Fire Pump Acceptance Test	
Industrial /Manufacturing Facility	1

Locked inspections only.



emergencyreporting.com

Doc Id: 1132

Page # 1 of 2

OCCUPANCY	COUNT
INSPECTION TYPE: Fire Safety During Construction	
Bank	4
Elementary School	1
INSPECTION TYPE: Firework Show Inspection	
Atheltic/Health Clubs	1
INSPECTION TYPE: Home Inspection	
Residential	1
INSPECTION TYPE: Investigation of an emergency incident	
Fire Station	1
INSPECTION TYPE: Knox Box Placement and Secured	
Bank	1
Gas/Service Station	1
Offices-General Buisness	1
INSPECTION TYPE: Life Safety Walk Through	
Industrial /Manufacturing Facility	3
INSPECTION TYPE: Plan Review	
General Business/Merchantile	1
Industrial /Manufacturing Facility	1
Offices-General Buisness	1
Storage/Warehouse Facility	1
INSPECTION TYPE: Special Hazard	
Atheltic/Health Clubs	1
Gas/Service Station	1
INSPECTION TYPE: Sprinkler System Test-Annual	
Industrial /Manufacturing Facility	1
INSPECTION TYPE: Wet Chemical Sprinkler System Semi-Annual Test	
Assembly	1
Total # of Inspections:	61

Locked inspections only.

North Ridgeville Fire Department

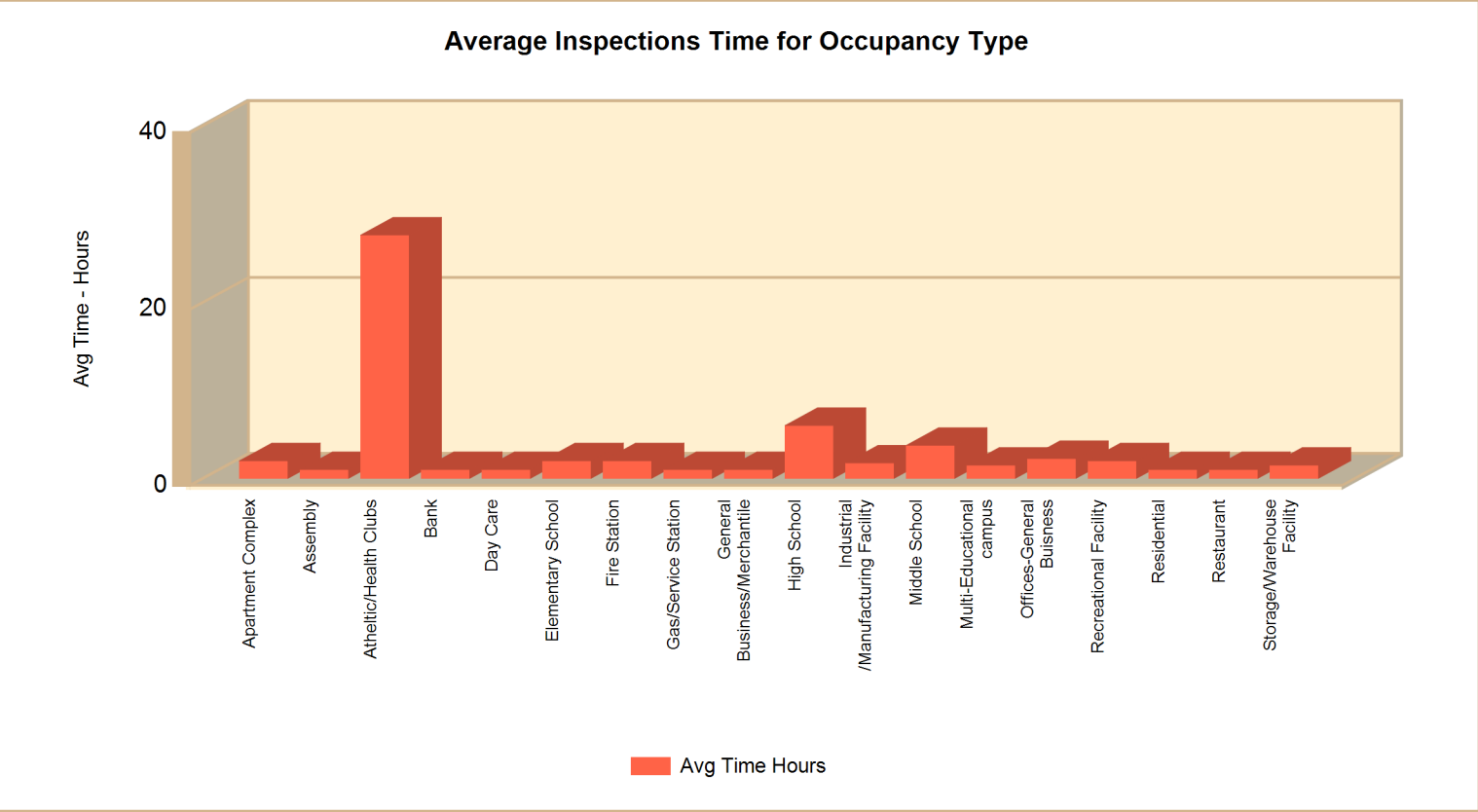
North Ridgeville, OH

This report was generated on 8/5/2024 9:26:29 AM



Average Inspection Time per Occupancy Type for Date Range

Start Date: 07/01/2024 | End Date: 07/31/2024



OCCUPANCY TYPE	AVERAGE TIME (minutes)
Apartment Complex	2:00:00
Assembly	1:00:00
Atheltic/Health Clubs	27:36:00
Bank	1:00:00
Day Care	1:00:00
Elementary School	2:00:00
Fire Station	2:00:00
Gas/Service Station	1:00:00
General Business/Merchandise	1:00:00
High School	6:00:00
Industrial /Manufacturing Facility	1:45:00
Middle School	3:45:00
Multi-Educational campus	1:30:00
Offices-General Buisness	2:15:00
Recreational Facility	2:00:00
Residential	1:00:00
Restaurant	1:00:00

Only inspections with TIME IN and TIME OUT information provided are included in the INSPECTION TIME calculations.

OCCUPANCY TYPE	AVERAGE TIME (minutes)
Storage/Warehouse Facility	1:30:00

Only inspections with TIME IN and TIME OUT information provided are included in the INSPECTION TIME calculations.



North Ridgeville Fire Department

North Ridgeville, OH

This report was generated on 8/5/2024 9:27:12 AM



Daily Log Items per Personnel for Activity Code for Personnel

Activity Codes: All Activity Codes | Personnel: Uhnak, Michael | Start Time: 00:00 | End Time: 23:00 | Start Date: 07/01/2024 | End Date: 07/31/2024

START	END	LOG TYPE	APPARATUS	NOTES	HOURS
Uhnak, Michael					
07/03/2024 08:00:00	07/03/2024 09:00:00	DAYBOOK			1.00
07/03/2024 09:00:00	07/03/2024 11:00:00	INSPECTION		An inspection was completed for Victory Park Event Complex/ Clubhouse by Uhnak, Michael	2.00
07/03/2024 11:00:00	07/08/2024 23:00:00	INSPECTION		An inspection was completed for Victory Park Event Complex/ Clubhouse by Uhnak, Michael	132.00
07/08/2024 08:00:00	07/08/2024 09:00:00	DAYBOOK			1.00
07/08/2024 09:00:00	07/08/2024 13:00:00	DAYBOOK		ESO Occupancy Training	4.00
07/08/2024 13:00:00	07/08/2024 14:00:00	INSPECTION		An inspection was completed for Chase Bank by Uhnak, Michael	1.00
07/08/2024 14:00:00	07/08/2024 15:00:00	INSPECTION		An inspection was completed for Chase Bank by Uhnak, Michael	1.00
07/08/2024 15:00:00	07/08/2024 16:00:00	DAYBOOK			1.00
07/09/2024 08:00:00	07/09/2024 09:00:00	DAYBOOK			1.00
07/09/2024 09:00:00	07/09/2024 10:00:00	INSPECTION		An inspection was completed for Pro Sellers Inc./University Accessories by Uhnak, Michael	1.00
07/09/2024 09:30:00	07/09/2024 10:45:00	DAYBOOK		Walk through of Rhenium Alloys, Familiarization with Hydrogen tanks and furnaces and Shut off.	1.25
07/09/2024 10:00:00	07/09/2024 12:00:00	INSPECTION		An inspection was completed for Rhenium Alloys by Uhnak, Michael	2.00
07/09/2024 12:00:00	07/09/2024 13:00:00	DAYBOOK			1.00
07/09/2024 13:00:00	07/09/2024 14:00:00	INSPECTION		An inspection was completed for Limitless Towing & Recovery by Uhnak, Michael	1.00
07/09/2024 14:00:00	07/09/2024 16:00:00	INSPECTION		An inspection was completed for North Ridgeville Academic Center by Uhnak, Michael	2.00
07/10/2024 08:00:00	07/10/2024 09:00:00	DAYBOOK			1.00
07/10/2024 09:00:00	07/10/2024 11:00:00	INSPECTION		An inspection was completed for Rhenium Alloys by Uhnak, Michael	2.00
07/10/2024 09:30:00	07/10/2024 11:00:00	DAYBOOK			1.50
07/10/2024 11:00:00	07/10/2024 14:00:00	INSPECTION		An inspection was completed for North Ridgeville Parks And Recreation by Uhnak, Michael	3.00
07/10/2024 12:00:00	07/10/2024 13:00:00	DAYBOOK			1.00
07/10/2024 14:00:00	07/10/2024 16:00:00	DAYBOOK		Meeting with CBO to discuss the upcoming art festival	2.00
07/11/2024 08:00:00	07/11/2024 09:00:00	DAYBOOK			1.00
07/11/2024 09:00:00	07/11/2024 12:00:00	INSPECTION		An inspection was completed for Rhenium Alloys by Uhnak, Michael	3.00
07/11/2024 12:00:00	07/11/2024 13:00:00	DAYBOOK			1.00
07/11/2024 13:00:00	07/11/2024 15:00:00	DAYBOOK		Met with police administration to discuss active shooter protocols.	2.00
07/11/2024 15:00:00	07/11/2024 16:00:00	DAYBOOK			1.00
07/12/2024 08:00:00	07/12/2024 09:00:00	DAYBOOK			1.00
07/12/2024 09:00:00	07/12/2024 10:00:00	DAYBOOK		Meeting with Police Chief	1.00
07/12/2024 10:00:00	07/12/2024 11:00:00	DAYBOOK			1.00
07/12/2024 11:00:00	07/12/2024 12:00:00	INSPECTION		An inspection was completed for Valley Storage by Uhnak, Michael	1.00
07/12/2024 12:00:00	07/12/2024 13:00:00	INSPECTION		An inspection was completed for HoopTech by Uhnak, Michael	1.00
07/12/2024 13:00:00	07/12/2024 18:00:00	INSPECTION		An inspection was completed for First Source Title Agency by Uhnak, Michael	5.00
07/12/2024 14:00:00	07/12/2024 16:00:00	INSPECTION		An inspection was completed for Leffew Fastpitch/ Hoop Tech/ Method Gym by Uhnak, Michael	2.00
07/15/2024 08:00:00	07/15/2024 09:00:00	DAYBOOK			1.00

Lists the Daily Log items, grouped by Personnel, corresponding to the selected Activity Code and Personnel.



emergencyreporting.com

Doc Id: 1514

Page # 1 of 3

START	END	LOG TYPE	APPARATUS	NOTES	HOURS
07/15/2024 09:00:00	07/15/2024 11:00:00	INSPECTION		An inspection was completed for Victory Park Event Complex/ Clubhouse by Uhnak, Michael	2.00
07/15/2024 11:00:00	07/15/2024 12:00:00	INSPECTION		An inspection was completed for JC Auto Body & Collision by Uhnak, Michael	1.00
07/15/2024 12:00:00	07/15/2024 13:00:00	DAYBOOK			1.00
07/15/2024 13:00:00	07/15/2024 14:00:00	INSPECTION		An inspection was completed for Foster/Adoption Inspection by Uhnak, Michael	1.00
07/15/2024 14:00:00	07/15/2024 16:00:00	DAYBOOK		Meeting with building department	2.00
07/16/2024 08:00:00	07/16/2024 09:00:00	DAYBOOK			1.00
07/16/2024 09:00:00	07/16/2024 10:00:00	INSPECTION		An inspection was completed for Wendy's 03644 by Uhnak, Michael	1.00
07/16/2024 10:00:00	07/16/2024 11:00:00	INSPECTION		An inspection was completed for 7864 Root Rd. Ownership by Uhnak, Michael	1.00
07/16/2024 11:00:00	07/16/2024 12:00:00	INSPECTION		An inspection was completed for Rock n' Roll City Gym by Uhnak, Michael	1.00
07/16/2024 12:00:00	07/16/2024 13:00:00	INSPECTION		An inspection was completed for Indoor Golf / Golf Tech by Uhnak, Michael	1.00
07/16/2024 13:00:00	07/16/2024 14:00:00	INSPECTION		An inspection was completed for Lawn Doctor by Uhnak, Michael	1.00
07/16/2024 14:00:00	07/16/2024 15:00:00	INSPECTION		An inspection was completed for ProMark/ Soon To Be Vacant by Uhnak, Michael	1.00
07/16/2024 15:00:00	07/16/2024 16:00:00	INSPECTION		An inspection was completed for Premier Glass & Door by Uhnak, Michael	1.00
07/17/2024 08:00:00	07/17/2024 09:00:00	DAYBOOK			1.00
07/17/2024 08:30:00	07/17/2024 10:30:00	DAYBOOK		Management Meeting	2.00
07/17/2024 11:00:00	07/17/2024 12:00:00	INSPECTION		An inspection was completed for Chase Bank by Uhnak, Michael	1.00
07/17/2024 12:00:00	07/17/2024 13:00:00	INSPECTION		An inspection was completed for Chase Bank by Uhnak, Michael	1.00
07/17/2024 13:00:00	07/17/2024 16:00:00	INSPECTION		An inspection was completed for OSIBAS, LTD. (Old Fields Sweet School) by Uhnak, Michael	3.00
07/17/2024 15:00:00	07/17/2024 16:00:00	DAYBOOK			1.00
07/18/2024 08:00:00	07/18/2024 09:00:00	DAYBOOK			1.00
07/18/2024 09:00:00	07/18/2024 10:00:00	INSPECTION		An inspection was completed for Foster/Adoption Inspection by Uhnak, Michael	1.00
07/18/2024 10:00:00	07/18/2024 11:00:00	INSPECTION		An inspection was completed for Culver's Restaurant by Uhnak, Michael	1.00
07/18/2024 11:00:00	07/18/2024 12:00:00	INSPECTION		An inspection was completed for Culver's Restaurant by Uhnak, Michael	1.00
07/18/2024 12:00:00	07/18/2024 13:00:00	DAYBOOK			1.00
07/18/2024 13:00:00	07/18/2024 14:00:00	INSPECTION		An inspection was completed for Young Explorers Montessori Of North Ridgeville by Uhnak, Michael	1.00
07/18/2024 14:00:00	07/18/2024 15:00:00	INSPECTION		An inspection was completed for Young Explorers Montessori Of North Ridgeville by Uhnak, Michael	1.00
07/18/2024 15:00:00	07/18/2024 16:00:00	INSPECTION		An inspection was completed for Victory Park Event Complex/ Clubhouse by Uhnak, Michael	1.00
07/22/2024 08:00:00	07/22/2024 09:00:00	DAYBOOK			1.00
07/22/2024 09:00:00	07/22/2024 10:00:00	INSPECTION		An inspection was completed for Liberty Elementary by Uhnak, Michael	1.00
07/22/2024 10:00:00	07/22/2024 10:30:00	INSPECTION		An inspection was completed for Chase Bank by Uhnak, Michael	0.50
07/22/2024 10:30:00	07/22/2024 11:00:00	INSPECTION		An inspection was completed for Chase Bank by Uhnak, Michael	0.50
07/22/2024 11:00:00	07/22/2024 12:00:00	INSPECTION		An inspection was completed for Goddard School by Uhnak, Michael	1.00
07/22/2024 12:00:00	07/22/2024 13:00:00	DAYBOOK			1.00
07/22/2024 13:00:00	07/22/2024 16:00:00	DAYBOOK		EMS Con Ed	3.00
07/23/2024 08:00:00	07/23/2024 09:00:00	DAYBOOK			1.00
07/23/2024 09:00:00	07/23/2024 15:00:00	INSPECTION		An inspection was completed for North Ridgeville High School by Uhnak, Michael	6.00
07/23/2024 10:00:00	07/23/2024 12:00:00	INSPECTION		An inspection was completed for North Ridge Apartments by Uhnak, Michael	2.00
07/23/2024 12:00:00	07/23/2024 13:00:00	DAYBOOK			1.00
07/23/2024 15:00:00	07/23/2024 16:00:00	DAYBOOK		Reports: NRHS Annual North Ridge Apt. Annual	1.00
07/24/2024 08:00:00	07/24/2024 09:00:00	DAYBOOK			1.00
07/24/2024 09:00:00	07/24/2024 12:00:00	INSPECTION		An inspection was completed for Fire Investigation for Residential/Commercial Structure Fires/Investigation of an Emergency Response by Uhnak, Michael	3.00
07/24/2024 09:00:00	07/24/2024 15:00:00	INSPECTION		An inspection was completed for North Ridgeville Academic Center by Uhnak, Michael	6.00

Lists the Daily Log items, grouped by Personnel, corresponding to the selected Activity Code and Personnel.



emergencyreporting.com

Doc Id: 1514

Page # 2 of 3

START	END	LOG TYPE	APPARATUS	NOTES	HOURS
07/24/2024 12:00:00	07/24/2024 13:00:00	DAYBOOK			1.00
07/24/2024 13:00:00	07/24/2024 16:00:00	INSPECTION		An inspection was completed for North Ridgeville Academic Center by Uhnak, Michael	3.00
07/25/2024 08:00:00	07/25/2024 12:00:00	INSPECTION		An inspection was completed for North Ridgeville Academic Center by Uhnak, Michael	4.00
07/25/2024 09:00:00	07/25/2024 11:00:00	INSPECTION		An inspection was completed for Beckett Thermal solutions (Gas) by Uhnak, Michael	2.00
07/25/2024 12:00:00	07/25/2024 13:00:00	DAYBOOK			1.00
07/25/2024 13:00:00	07/25/2024 15:00:00	INSPECTION		An inspection was completed for Chase Bank by Uhnak, Michael	2.00
07/25/2024 15:00:00	07/25/2024 16:00:00	INSPECTION		An inspection was completed for Chase Bank by Uhnak, Michael	1.00
07/29/2024 08:00:00	07/29/2024 10:00:00	INSPECTION		An inspection was completed for Riddell by Uhnak, Michael	2.00
07/29/2024 10:00:00	07/29/2024 12:00:00	INSPECTION		An inspection was completed for Riddell by Uhnak, Michael	2.00
07/29/2024 12:00:00	07/29/2024 14:00:00	INSPECTION		An inspection was completed for Riddell by Uhnak, Michael	2.00
07/29/2024 13:00:00	07/29/2024 14:00:00	INSPECTION		An inspection was completed for Get Go from Giant Eagle #3199 by Uhnak, Michael	1.00
07/29/2024 14:00:00	07/29/2024 15:00:00	INSPECTION		An inspection was completed for Get Go from Giant Eagle #3199 by Uhnak, Michael	1.00
07/29/2024 15:00:00	07/29/2024 16:00:00	INSPECTION		An inspection was completed for Giant Eagle #0199 by Uhnak, Michael	1.00
07/30/2024 08:00:00	07/30/2024 09:00:00	DAYBOOK			1.00
07/30/2024 09:00:00	07/30/2024 10:30:00	INSPECTION		An inspection was completed for Lake Ridge Academy by Uhnak, Michael	1.50
07/30/2024 10:30:00	07/30/2024 11:30:00	INSPECTION		An inspection was completed for Chase Bank by Uhnak, Michael	1.00
07/30/2024 11:00:00	07/30/2024 12:00:00	INSPECTION		An inspection was completed for North Ridgeville Fire Station 1 by Uhnak, Michael	1.00
07/30/2024 13:00:00	07/30/2024 14:00:00	INSPECTION		An inspection was completed for Pizza Pan by Uhnak, Michael	1.00
07/30/2024 14:00:00	07/30/2024 15:00:00	INSPECTION		An inspection was completed for JBC Technologies by Uhnak, Michael	1.00
07/30/2024 15:00:00	07/30/2024 16:00:00	DAYBOOK			1.00
07/31/2024 08:00:00	07/31/2024 09:00:00	DAYBOOK			1.00
07/31/2024 09:00:00	07/31/2024 12:00:00	DAYBOOK		New Reporting System.	3.00
07/31/2024 09:00:00	07/31/2024 12:00:00	DAYBOOK		ESO Class	3.00
07/31/2024 12:00:00	07/31/2024 13:00:00	DAYBOOK			1.00
07/31/2024 13:00:00	07/31/2024 14:30:00	INSPECTION		An inspection was completed for Rini's Plaza Management by Uhnak, Michael	1.50
07/31/2024 14:30:00	07/31/2024 16:00:00	INSPECTION		An inspection was completed for Rini's Plaza Management by Uhnak, Michael	1.50
Total Hours for: Uhnak, Michael					286.25
Total of all Personnel Hours					286.25

Lists the Daily Log items, grouped by Personnel, corresponding to the selected Activity Code and Personnel.

