



FIRE DEPARTMENT MONTHLY REPORT JUNE 2024



North Ridgeville Fire Department

North Ridgeville, OH

This report was generated on 7/9/2024 2:59:48 PM



Incident Statistics

Zone(s): All Zones | Start Date: 06/01/2024 | End Date: 06/30/2024

INCIDENT COUNT			
INCIDENT TYPE		# INCIDENTS	
EMS		366	
FIRE		82	
TOTAL		448	
TOTAL TRANSPORTS (N2 and N3)			
APPARATUS	# of APPARATUS TRANSPORTS	# of PATIENT TRANSPORTS	TOTAL # of PATIENT CONTACTS
TOTAL			
PRE-INCIDENT VALUE		LOSSES	
\$15,000.00		\$15,000.00	
CO CHECKS			
424 - Carbon monoxide incident		2	
736 - CO detector activation due to malfunction		7	
746 - Carbon monoxide detector activation, no CO		2	
TOTAL		11	
MUTUAL AID			
Aid Type		Total	
Aid Given		5	
Aid Received		8	
OVERLAPPING CALLS			
# OVERLAPPING		% OVERLAPPING	
177		39.51	
LIGHTS AND SIREN - AVERAGE RESPONSE TIME (Dispatch to Arrival)			
Station	EMS	FIRE	
Avon Fire Department	0:15:31		
North Ridgeville FD Station 1	0:06:10	0:07:14	
North Ridgeville FD Station 2	0:07:00	0:09:02	
AVERAGE FOR ALL CALLS		0:06:38	
LIGHTS AND SIREN - AVERAGE TURNOUT TIME (Dispatch to Enroute)			
Station	EMS	FIRE	
Avon Fire Department	0:01:21		
North Ridgeville FD Station 1	0:01:48	0:02:26	
North Ridgeville FD Station 2	0:01:44	0:02:19	
AVERAGE FOR ALL CALLS		0:01:51	

Only Reviewed Incidents included. EMS for Incident counts includes only 300 to 399 Incident Types. All other incident types are counted as FIRE. CO Checks only includes Incident Types: 424, 736 and 734. # Apparatus Transports = # of incidents where apparatus transported. # Patient Transports = All patients transported by EMS. # Patient Contacts = # of PCR contacted by apparatus. This report now returns both NEMSIS 2 & 3 data as appropriate. For overlapping calls that span over multiple days, total per month will not equal Total count for year.

AGENCY	AVERAGE TIME ON SCENE (MM:SS)
North Ridgeville Fire Department	12:59

Only Reviewed Incidents included. EMS for Incident counts includes only 300 to 399 Incident Types. All other incident types are counted as FIRE. CO Checks only includes Incident Types: 424, 736 and 734. # Apparatus Transports = # of incidents where apparatus transported. # Patient Transports = All patients transported by EMS. # Patient Contacts = # of PCR contacted by apparatus. This report now returns both NEMSIS 2 & 3 data as appropriate. For overlapping calls that span over multiple days, total per month will not equal Total count for year.



FIRE/RESCUE SERVICES DATA



North Ridgeville Fire Department

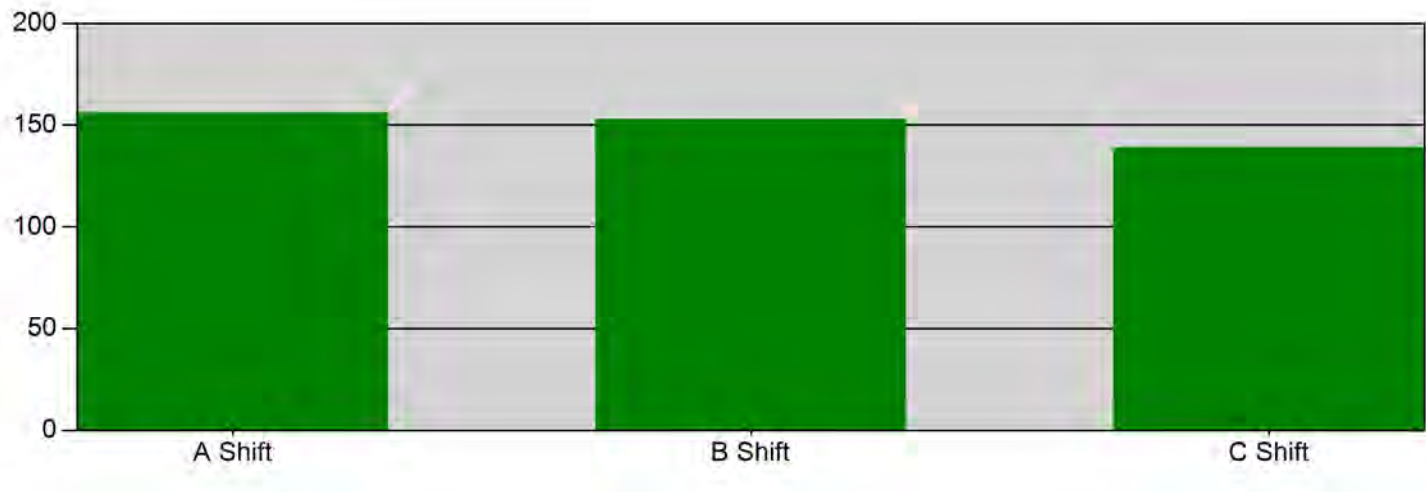
North Ridgeville, OH

This report was generated on 7/9/2024 3:02:12 PM



Incidents by Shift for Date Range

Start Date: 06/01/2024 | End Date: 06/30/2024



SHIFT	# INCIDENTS
A Shift	156
B Shift	153
C Shift	139
TOTAL: 448	

Incidents with multiple EXPOSURES, with distinct stations, may create a slight difference between the report total and total number of actual incidents for the DATE RANGE provided. The totals reflect the # INCIDENTS each STATION was assigned. Only REVIEWED incidents included.

North Ridgeville Fire Department

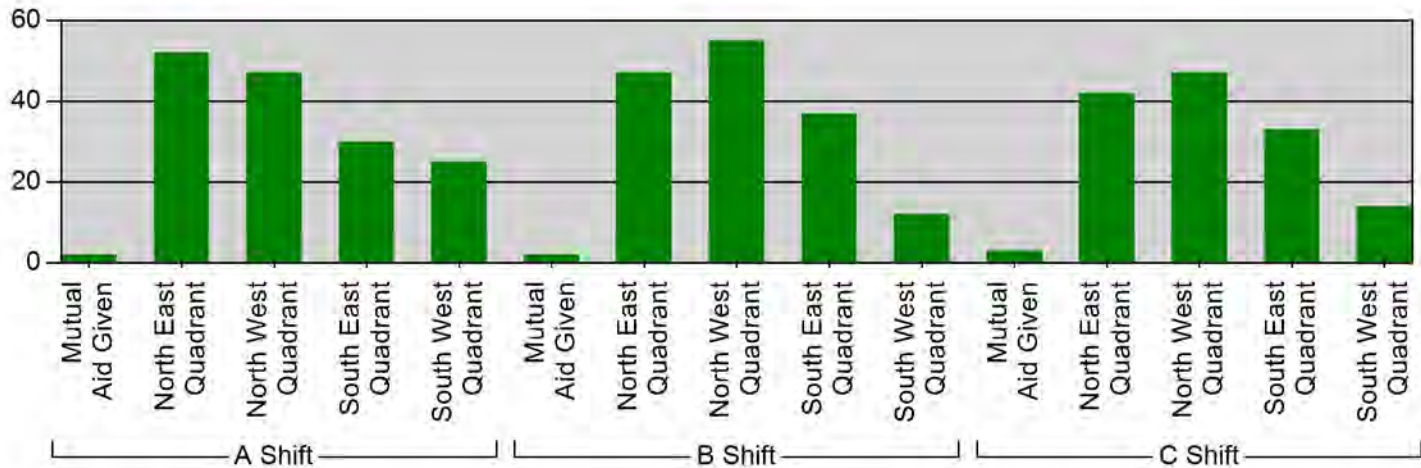
North Ridgeville, OH

This report was generated on 7/9/2024 3:03:07 PM



Incidents per Zone per Shift for Date Range

Start Date: 06/01/2024 | End Date: 06/30/2024



SHIFT	ZONE	# INCIDENTS
A Shift	Mutual Aid Given	2
	North East Quadrant	52
	North West Quadrant	47
	South East Quadrant	30
	South West Quadrant	25
B Shift	Mutual Aid Given	2
	North East Quadrant	47
	North West Quadrant	55
	South East Quadrant	37
	South West Quadrant	12
C Shift	Mutual Aid Given	3
	North East Quadrant	42
	North West Quadrant	47
	South East Quadrant	33
	South West Quadrant	14
TOTAL:		448

The totals reflect the # INCIDENTS each STATION was assigned. Only REVIEWED incidents included.

North Ridgeville Fire Department

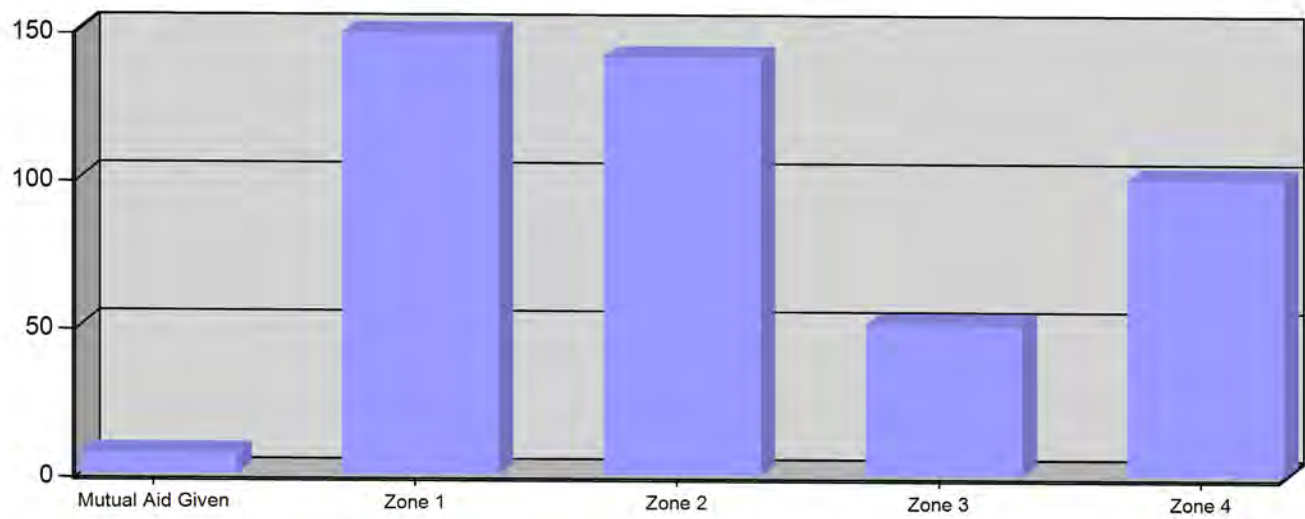
North Ridgeville, OH

This report was generated on 7/9/2024 3:03:39 PM



Incident Count per Zone for Date Range

Start Date: 06/01/2024 | End Date: 06/30/2024



ZONE	# INCIDENTS
Mutual Aid Given - Mutual Aid Given	7
Zone 1 - North West Quadrant	149
Zone 2 - North East Quadrant	141
Zone 3 - South West Quadrant	51
Zone 4 - South East Quadrant	100

TOTAL: 448

Zone information is defined on the Basic Info 3 screen of an incident. Only REVIEWED incidents included. Archived Zones cannot be unarchived.

North Ridgeville Fire Department

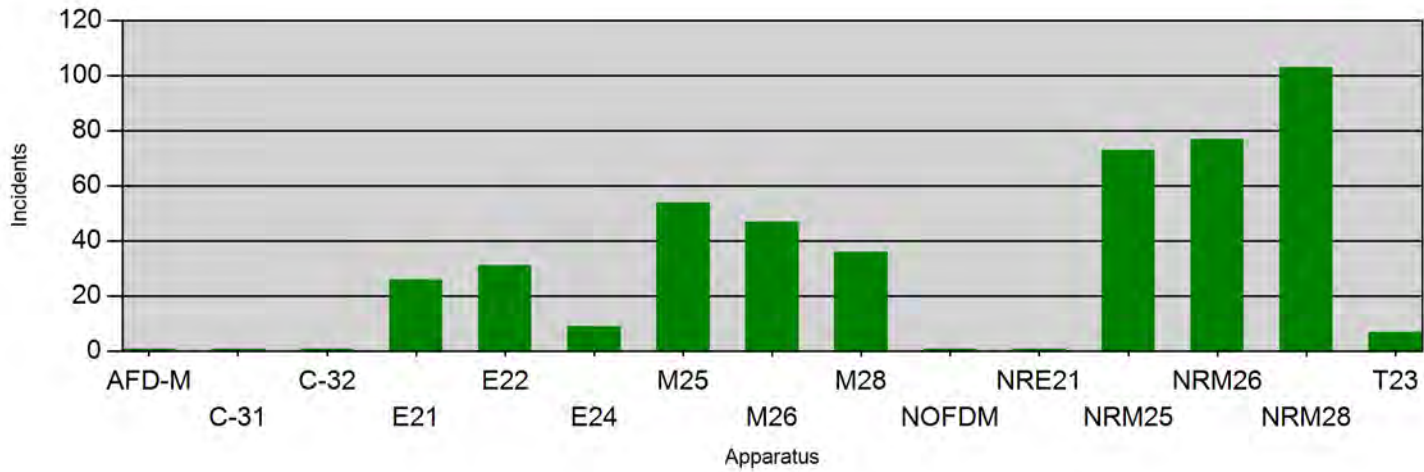
North Ridgeville, OH

This report was generated on 7/9/2024 3:04:14 PM



Incident Count per Apparatus for Date Range

Start Date: 06/01/2024 | End Date: 06/30/2024



APPARATUS	# of INCIDENTS
AFD-M	1
C-31	1
C-32	1
E21	26
E22	31
E24	9
M25	54
M26	47
M28	36
NOFDM	1
NRE21	1
NRM25	73
NRM26	77
NRM28	103
T23	7

Canceled apparatus (per the THIS APPARATUS WAS CANCELLED checkbox on Basic Info 4) not included.
Only REVIEWED incidents included.

North Ridgeville Fire Department

North Ridgeville, OH

This report was generated on 7/9/2024 3:04:47 PM



Incidents Per Personnel and Apparatus for Date Range

Start Date: 06/01/2024 | End Date: 06/30/2024

Personnel	AFD-M-AFD Medic	C-31-	C-32-	E21-Engine 21	E22-Engine 22	E24-Engine 24	M25-Medic 25	M26-Medic 26	M28-	NRE21-Engine 21	NRM25-Medic 25	NRM26-Medic 26	NRM28-	T23-Truck 23	Totals
Acord, Steven				1	2	2	4	2	1		10		10		32
Bement, Joshua				8	1		1	6				23	1		40
Buescher, David				6	1			6			1	26	2		42
Campbell, Kory				7			5	12	5		1	12	5		47
Carbone, Mark				7				10				27			44
Castle, Andy								3				4			7
Chase, Gary				4	1		2	15			8	6			36
Chrosniak, Jason				3	2		9	11	6		5	8	4		48
Cominsky, Mark				9			4	7			7	20			47
Cook, Stephen B			1		4	3	3		16		2		31	1	61
Eberling, Colt				5	1			5	1		2	19	7		40
Erlenbach, Christopher					5	1	12		7		4		19	5	53
Federan, Christopher				3	8		26	11	1		4				53
Foster, William				5	2	2	2	6	4		3	21	12		57
Gerbasi, Gabriel				2	2			1			6	2			13
Gradisek, Grant				7	2		2	4	2	1	5	10	2	1	36
Graf, Jonathan		1			1										2
Kattler, Dustin					8		6		8		11		13	5	51
Kenney, Richard					9	2	9		7		7		12		46
Knowlton, Richard					3		3		2		15		2		25
Logan , Brian					2	2	7		2		17		16	2	48
Mason, Jeremy				2	3		1	2	3		8	2	6		27
Mutual Aid, Squad Crew	1														1
Pocos, Kevin				5				12				10			27
Roberts, Benjamin					5	2	6		3		9		13	1	39
Rogers, Daniel									12				23	6	41
Shear, Alexander						6	1		11				36	2	56
Silvi, Justin				2	2		9	12	2		4	1	7		39
Smith, Luke					6	2	4	1	5		11		16		45

Incidents Per Personnel and Apparatus for Date Range on reviewed cases



emergencyreporting.com

Doc Id: 1399

Page # 1 of 2

Souris, Constantine				11			5	8		1	3	23	1		52
Stearns, Korey				1	13	1	10	4	2		21	4	8		64
Strahinic, Kirt				5	2	1	3	8	3	1	16	9	7		55
Student, Student							2		5				12		19
Tanzilli, Noah				1	2	3	10		7		14	6	17	2	62
Tolvay, Kerri					5				7		7		19	1	39
Torres, Kim					1	1	12		7		5	3	6	1	36
Trybus, Nathan				2	5	1	9		3		4	4	21		49
Warner, Chad				3	6		5	2			15	2			33

Incidents Per Personnel and Apparatus for Date Range on reviewed cases

North Ridgeville Fire Department

North Ridgeville, OH

This report was generated on 7/9/2024 3:05:26 PM



Incident Type Count per Station for Date Range

Start Date: 06/01/2024 | End Date: 06/30/2024

INCIDENT TYPE	# INCIDENTS
Station: 1 - NORTH RIDGEVILLE FD STATION 1	
111 - Building fire	1
113 - Cooking fire, confined to container	1
140 - Natural vegetation fire, other	2
321 - EMS call, excluding vehicle accident with injury	246
322 - Motor vehicle accident with injuries	3
324 - Motor vehicle accident with no injuries.	2
412 - Gas leak (natural gas or LPG)	2
424 - Carbon monoxide incident	1
440 - Electrical wiring/equipment problem, other	1
444 - Power line down	3
445 - Arcing, shorted electrical equipment	2
553 - Public service	3
554 - Assist invalid	3
561 - Unauthorized burning	3
600 - Good intent call, other	1
611 - Dispatched & cancelled en route	6
622 - No incident found on arrival at dispatch address	1
700 - False alarm or false call, other	2
733 - Smoke detector activation due to malfunction	4
736 - CO detector activation due to malfunction	6
740 - Unintentional transmission of alarm, other	2
743 - Smoke detector activation, no fire - unintentional	3
745 - Alarm system activation, no fire - unintentional	2
746 - Carbon monoxide detector activation, no CO	2
# Incidents for 1 - North Ridgeville FD Station 1:	302

Station: 2 - NORTH RIDGEVILLE FD STATION 2	
121 - Fire in mobile home used as fixed residence	1
162 - Outside equipment fire	1
321 - EMS call, excluding vehicle accident with injury	109
322 - Motor vehicle accident with injuries	3
324 - Motor vehicle accident with no injuries.	2
400 - Hazardous condition, other	1
412 - Gas leak (natural gas or LPG)	2
424 - Carbon monoxide incident	1
440 - Electrical wiring/equipment problem, other	1

Only REVIEWED incidents included.



emergencyreporting.com
Doc Id: 857
Page # 1 of 2

INCIDENT TYPE	# INCIDENTS
460 - Accident, potential accident, other	2
500 - Service Call, other	2
511 - Lock-out	1
531 - Smoke or odor removal	1
553 - Public service	1
611 - Dispatched & cancelled en route	7
622 - No incident found on arrival at dispatch address	2
730 - System malfunction, other	1
733 - Smoke detector activation due to malfunction	2
735 - Alarm system sounded due to malfunction	3
736 - CO detector activation due to malfunction	1
814 - Lightning strike (no fire)	1

Incidents for 2 - North Ridgeville FD Station 2:

145

Station: AFD - AVON FIRE DEPARTMENT	
321 - EMS call, excluding vehicle accident with injury	1

Incidents for AFD - Avon Fire Department:

1

Only REVIEWED incidents included.

North Ridgeville Fire Department

North Ridgeville, OH

This report was generated on 7/9/2024 3:06:00 PM



Average Response Time for Agency for Date Range

Start Date: 06/01/2024 | End Date: 06/30/2024

AGENCY	AVERAGE RESPONSE TIME MM:SS (Dispatch to Arrived)
North Ridgeville Fire Department	6:37

Only REVIEWED incidents included



North Ridgeville Fire Department

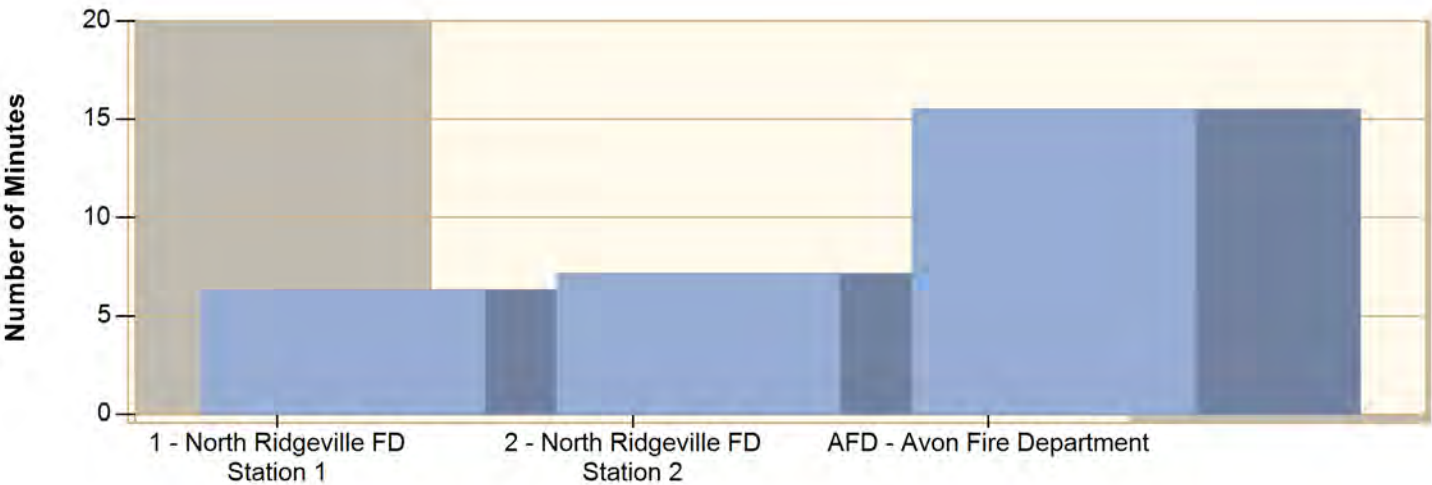
North Ridgeville, OH

This report was generated on 7/9/2024 3:06:32 PM



Average Response Time per Station for Date Range

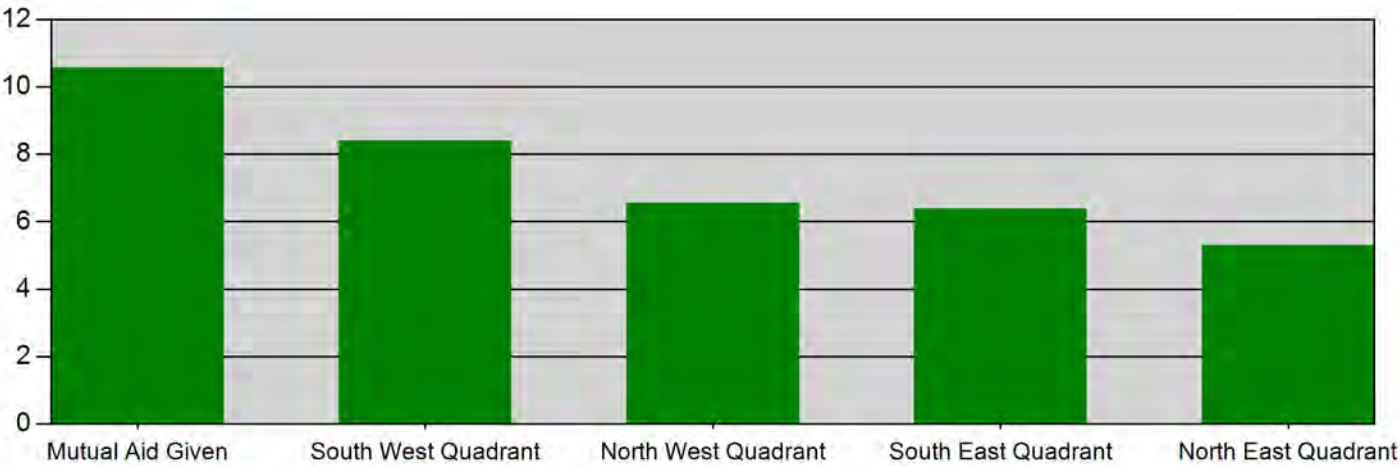
Start Date: 06/01/2024 | End Date: 06/30/2024



STATION	AVERAGE RESPONSE MM:SS (Dispatch to Arrived)
1 - North Ridgeville FD Station 1	6:20
2 - North Ridgeville FD Station 2	7:09
AFD - Avon Fire Department	15:31



Average Response Time per Zone for Date Range
Start Date: 06/01/2024 | End Date: 06/30/2024



Zone	AVERAGE RESPONSE TIME in minutes (Dispatch to Arrived)
Mutual Aid Given - Mutual Aid Given	10:56
Zone 3 - South West Quadrant	8:40
Zone 1 - North West Quadrant	6:55
Zone 4 - South East Quadrant	6:38
Zone 2 - North East Quadrant	5:30

Only REVIEWED incidents included

North Ridgeville Fire Department

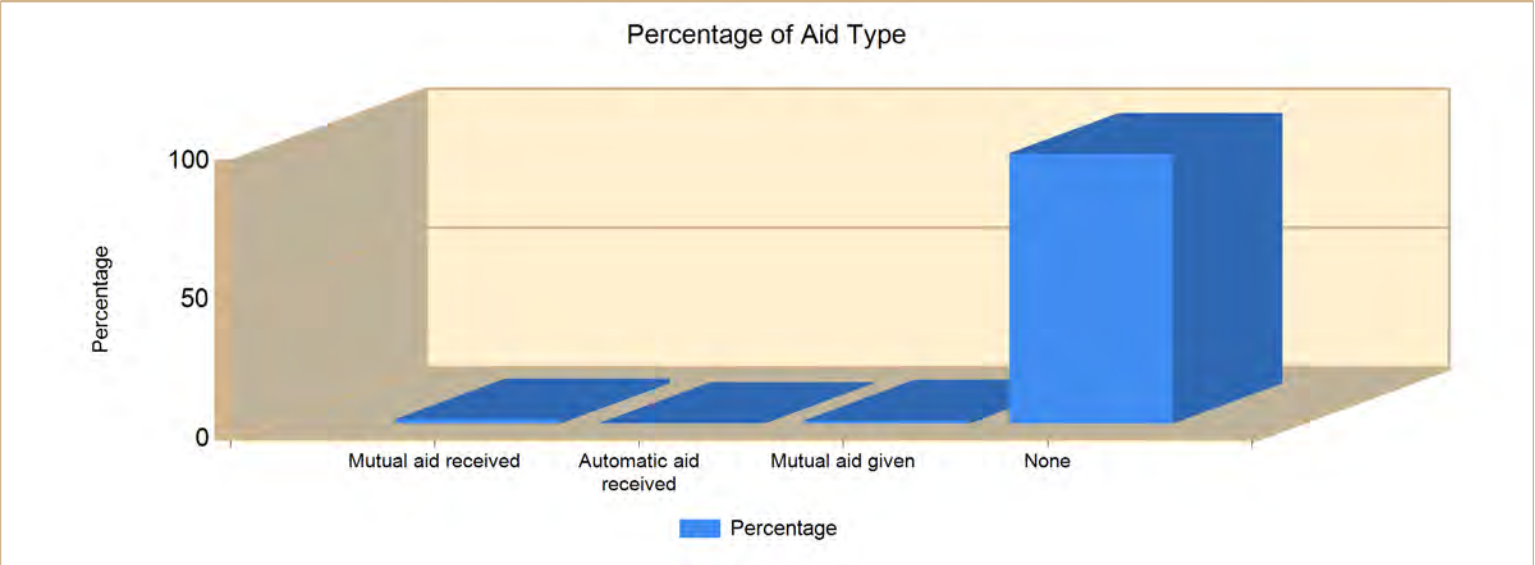
North Ridgeville, OH

This report was generated on 7/9/2024 3:07:39 PM



Count of Aid Given and Received for Incidents for Date Range

Start Date: 06/01/2024 | End Date: 06/30/2024



AID TYPE	TOTAL	% of TOTAL
Mutual aid received	7	1.6%
Automatic aid received	1	0.2%
Mutual aid given	5	1.1%
None	435	97.1%

Only REVIEWED incidents included

North Ridgeville Fire Department

North Ridgeville, OH

This report was generated on 7/9/2024 3:08:10 PM



Count of Overlapping Incidents for Station for Date Range

Station: All Stations | Start Date: 06/01/2024 | End Date: 06/30/2024

# OVERLAPPING	% OVERLAPPING	TOTAL
177	39.51	448

OVERLAPPING INCIDENT DETAILS				
ALARM	CLEAR/CANCEL	INCIDENT #	INCIDENT TYPE	ZONE
6/1/2024				
6/1/2024 12:42:05 PM	6/1/2024 12:51:30 PM	2024-2352	740	North West Quadrant
6/1/2024 12:50:48 PM	6/1/2024 1:12:18 PM	2024-2353	321	North West Quadrant
6/1/2024 1:06:16 PM	6/1/2024 1:22:41 PM	2024-2354	321	North East Quadrant
6/1/2024 8:48:25 PM	6/1/2024 8:58:22 PM	2024-2358	321	North East Quadrant
6/1/2024 8:52:11 PM	6/1/2024 9:13:37 PM	2024-2359	321	North West Quadrant
6/1/2024 11:46:06 PM	6/2/2024 12:12:03 AM	2024-2361	321	North West Quadrant
6/2/2024				
6/2/2024 12:06:04 AM	6/2/2024 12:20:48 AM	2024-2362	321	South West Quadrant
6/2/2024 1:03:36 AM	6/2/2024 1:23:30 AM	2024-2364	321	North West Quadrant
6/2/2024 1:12:23 AM	6/2/2024 1:37:59 AM	2024-2365	321	North West Quadrant
6/2/2024 1:37:12 AM	6/2/2024 2:19:56 AM	2024-2366	324	North East Quadrant
6/2/2024 9:34:21 AM	6/2/2024 9:52:57 AM	2024-2370	321	North West Quadrant
6/2/2024 9:49:24 AM	6/2/2024 10:12:06 AM	2024-2371	321	North West Quadrant
6/3/2024				
6/3/2024 9:49:08 AM	6/3/2024 10:01:58 AM	2024-2382	321	North East Quadrant
6/3/2024 9:51:37 AM	6/3/2024 10:18:48 AM	2024-2383	321	South East Quadrant
6/3/2024 9:51:06 AM	6/3/2024 10:27:00 AM	2024-2384	321	North West Quadrant
6/3/2024 12:26:37 PM	6/3/2024 12:45:29 PM	2024-2388	321	North East Quadrant
6/3/2024 12:35:56 PM	6/3/2024 12:54:24 PM	2024-2389	746	North West Quadrant
6/3/2024 6:45:26 PM	6/3/2024 7:01:41 PM	2024-2395	321	North East Quadrant
6/3/2024 6:49:27 PM	6/3/2024 7:10:58 PM	2024-2396	321	North West Quadrant
6/3/2024 6:54:44 PM	6/3/2024 7:15:53 PM	2024-2397	321	North East Quadrant
6/4/2024				
6/4/2024 11:17:57 AM	6/4/2024 11:36:54 AM	2024-2407	321	North East Quadrant
6/4/2024 11:28:12 AM	6/4/2024 11:47:08 AM	2024-2408	321	North East Quadrant
6/4/2024 11:41:26 AM	6/4/2024 12:25:38 PM	2024-2409	445	North East Quadrant
6/4/2024 12:15:11 PM	6/4/2024 12:42:01 PM	2024-2410	321	North West Quadrant
6/4/2024 12:24:33 PM	6/4/2024 12:38:21 PM	2024-2411	321	North West Quadrant
6/4/2024 2:58:10 PM	6/4/2024 3:13:03 PM	2024-2412	321	North East Quadrant
6/4/2024 7:29:53 PM	6/4/2024 7:53:30 PM	2024-2415	561	North West Quadrant
6/4/2024 7:51:26 PM	6/4/2024 8:25:05 PM	2024-2416	321	South West Quadrant
6/4/2024 2:55:30 PM	6/4/2024 3:00:00 PM	2024-2417	500	South West Quadrant

Percentage of incidents overlapping from total incidents in date range for specified station. Compared incident time range as either Alarm to Cancel or Alarm to Clear for incidents that have either Cancel or Clear time recorded. Reviewed calls only. Group by date. Displays date, incident number, incident type (numeric only), zone, and station.

OVERLAPPING INCIDENT DETAILS

ALARM	CLEAR/CANCEL	INCIDENT #	INCIDENT TYPE	ZONE
6/4/2024 9:03:54 PM	6/4/2024 9:21:28 PM	2024-2418	321	North East Quadrant
6/4/2024 9:08:08 PM	6/4/2024 9:21:47 PM	2024-2419	321	North East Quadrant
6/4/2024 9:11:32 PM	6/4/2024 9:33:42 PM	2024-2420	321	North East Quadrant
6/5/2024				
6/5/2024 4:56:41 PM	6/5/2024 5:27:52 PM	2024-2430	321	North West Quadrant
6/5/2024 5:07:53 PM	6/5/2024 5:23:39 PM	2024-2431	321	South East Quadrant
6/5/2024 5:36:07 PM	6/5/2024 6:00:14 PM	2024-2432	321	North West Quadrant
6/5/2024 5:56:42 PM	6/5/2024 6:18:31 PM	2024-2433	321	North West Quadrant
6/5/2024 6:17:31 PM	6/5/2024 6:40:56 PM	2024-2434	321	North West Quadrant
6/5/2024 6:19:00 PM	6/5/2024 6:52:50 PM	2024-2435	321	North East Quadrant
6/6/2024				
6/6/2024 7:13:24 PM	6/6/2024 9:01:35 PM	2024-2446	111	Mutual Aid Given
6/6/2024 8:48:58 PM	6/6/2024 9:08:00 PM	2024-2447	700	North West Quadrant
6/6/2024 8:53:12 PM	6/6/2024 9:19:34 PM	2024-2448	321	South West Quadrant
6/6/2024 10:09:30 PM	6/6/2024 11:03:45 PM	2024-2449	322	South East Quadrant
6/6/2024 10:49:03 PM	6/6/2024 11:08:38 PM	2024-2450	321	North West Quadrant
6/7/2024				
6/7/2024 3:23:00 AM	6/7/2024 3:47:22 AM	2024-2451	321	North West Quadrant
6/7/2024 3:27:31 AM	6/7/2024 3:48:46 AM	2024-2452	321	South East Quadrant
6/7/2024 10:58:12 AM	6/7/2024 11:07:30 AM	2024-2456	553	North West Quadrant
6/7/2024 11:07:26 AM	6/7/2024 11:23:14 AM	2024-2457	553	South East Quadrant
6/7/2024 11:19:31 AM	6/7/2024 11:23:01 AM	2024-2458	611	South West Quadrant
6/7/2024 12:27:07 PM	6/7/2024 12:45:52 PM	2024-2460	321	South West Quadrant
6/7/2024 12:40:55 PM	6/7/2024 12:57:51 PM	2024-2461	321	North East Quadrant
6/7/2024 12:58:54 PM	6/7/2024 1:23:34 PM	2024-2462	321	South East Quadrant
6/7/2024 1:02:00 PM	6/7/2024 1:02:00 PM	2024-2463	611	South West Quadrant
6/8/2024				
6/8/2024 8:36:56 AM	6/8/2024 8:53:12 AM	2024-2473	321	South East Quadrant
6/8/2024 8:44:15 AM	6/8/2024 9:06:41 AM	2024-2474	321	North West Quadrant
6/8/2024 10:23:07 AM	6/8/2024 10:38:16 AM	2024-2477	321	South East Quadrant
6/8/2024 10:38:04 AM	6/8/2024 10:47:53 AM	2024-2478	321	South East Quadrant
6/8/2024 10:58:09 AM	6/8/2024 11:26:28 AM	2024-2479	321	North West Quadrant
6/8/2024 11:05:10 AM	6/8/2024 11:17:53 AM	2024-2480	321	North East Quadrant
6/8/2024 1:57:10 PM	6/8/2024 2:20:52 PM	2024-2481	321	North East Quadrant
6/8/2024 2:15:41 PM	6/8/2024 2:33:33 PM	2024-2482	321	South East Quadrant
6/8/2024 4:23:39 PM	6/8/2024 4:39:34 PM	2024-2484	561	North East Quadrant
6/8/2024 4:33:46 PM	6/8/2024 4:58:33 PM	2024-2485	322	South West Quadrant
6/9/2024				
6/9/2024 10:06:29 AM	6/9/2024 10:19:56 AM	2024-2494	321	North East Quadrant
6/9/2024 10:10:45 AM	6/9/2024 10:29:09 AM	2024-2495	321	South West Quadrant
6/9/2024 6:26:56 PM	6/9/2024 6:45:49 PM	2024-2499	321	North East Quadrant
6/9/2024 6:43:35 PM	6/9/2024 6:48:17 PM	2024-2500	611	South West Quadrant
6/9/2024 7:49:08 PM	6/9/2024 8:24:16 PM	2024-2501	321	South East Quadrant

Percentage of incidents overlapping from total incidents in date range for specified station. Compared incident time range as either Alarm to Cancel or Alarm to Clear for incidents that have either Cancel or Clear time recorded. Reviewed calls only. Group by date. Displays date, incident number, incident type (numeric only), zone, and station.



OVERLAPPING INCIDENT DETAILS

ALARM	CLEAR/CANCEL	INCIDENT #	INCIDENT TYPE	ZONE
6/9/2024 8:19:27 PM	6/9/2024 8:38:56 PM	2024-2502	321	North East Quadrant
6/10/2024				
6/10/2024 7:49:02 PM	6/10/2024 8:11:58 PM	2024-2511	733	North West Quadrant
6/10/2024 8:06:15 PM	6/10/2024 8:21:19 PM	2024-2512	321	South East Quadrant
6/11/2024				
6/11/2024 12:22:17 PM	6/11/2024 12:41:03 PM	2024-2516	321	North West Quadrant
6/11/2024 12:29:56 PM	6/11/2024 12:54:57 PM	2024-2517	321	South East Quadrant
6/11/2024 1:29:32 PM	6/11/2024 2:04:29 PM	2024-2518	321	North East Quadrant
6/11/2024 1:43:57 PM	6/11/2024 2:00:48 PM	2024-2519	321	North West Quadrant
6/11/2024 2:20:08 PM	6/11/2024 2:36:15 PM	2024-2520	321	South West Quadrant
6/11/2024 2:18:43 PM	6/11/2024 2:31:57 PM	2024-2521	321	North West Quadrant
6/11/2024 2:57:37 PM	6/11/2024 3:13:41 PM	2024-2522	321	North West Quadrant
6/11/2024 3:03:45 PM	6/11/2024 3:24:01 PM	2024-2523	321	North West Quadrant
6/11/2024 11:46:56 PM	6/12/2024 12:03:21 AM	2024-2528	321	North West Quadrant
6/11/2024 11:50:39 PM	6/12/2024 12:08:33 AM	2024-2529	561	North East Quadrant
6/11/2024 11:57:49 PM	6/12/2024 12:19:52 AM	2024-2530	321	North East Quadrant
6/12/2024				
6/12/2024 11:02:55 AM	6/12/2024 11:21:51 AM	2024-2535	321	South East Quadrant
6/12/2024 11:14:25 AM	6/12/2024 11:28:32 AM	2024-2536	321	South East Quadrant
6/13/2024				
6/13/2024 3:15:19 PM	6/13/2024 3:31:01 PM	2024-2551	321	North West Quadrant
6/13/2024 3:16:52 PM	6/13/2024 3:32:48 PM	2024-2552	140	North East Quadrant
6/13/2024 3:22:34 PM	6/13/2024 3:43:41 PM	2024-2553	321	North East Quadrant
6/13/2024 3:38:15 PM	6/13/2024 3:57:13 PM	2024-2554	321	North West Quadrant
6/13/2024 3:58:31 PM	6/13/2024 4:22:48 PM	2024-2555	321	South East Quadrant
6/13/2024 4:06:29 PM	6/13/2024 4:35:46 PM	2024-2556	321	South West Quadrant
6/13/2024 4:18:23 PM	6/13/2024 4:31:22 PM	2024-2557	611	South East Quadrant
6/13/2024 6:15:49 PM	6/13/2024 6:37:48 PM	2024-2558	321	South East Quadrant
6/13/2024 6:29:36 PM	6/13/2024 6:43:14 PM	2024-2559	554	North East Quadrant
6/14/2024				
6/14/2024 8:28:21 AM	6/14/2024 8:49:56 AM	2024-2561	321	South East Quadrant
6/14/2024 8:34:59 AM	6/14/2024 8:51:36 AM	2024-2562	321	North East Quadrant
6/14/2024 8:45:22 AM	6/14/2024 8:58:24 AM	2024-2563	321	North East Quadrant
6/14/2024 9:41:17 AM	6/14/2024 10:02:48 AM	2024-2564	321	South East Quadrant
6/14/2024 9:56:14 AM	6/14/2024 10:14:34 AM	2024-2565	321	North West Quadrant
6/14/2024 1:38:33 PM	6/14/2024 1:54:30 PM	2024-2568	321	South East Quadrant
6/14/2024 1:40:44 PM	6/14/2024 1:56:01 PM	2024-2569	321	North West Quadrant
6/14/2024 2:40:27 PM	6/14/2024 2:57:39 PM	2024-2570	321	South East Quadrant
6/14/2024 2:51:57 PM	6/14/2024 3:03:30 PM	2024-2571	321	North East Quadrant
6/14/2024 9:06:17 PM	6/14/2024 9:34:59 PM	2024-2575	321	North West Quadrant
6/14/2024 9:32:07 PM	6/14/2024 10:01:15 PM	2024-2576	321	North West Quadrant
6/14/2024 11:23:42 PM	6/15/2024 12:49:31 AM	2024-2577	730	South West Quadrant
6/14/2024 11:36:15 PM	6/15/2024 12:02:11 AM	2024-2578	321	South East Quadrant

Percentage of incidents overlapping from total incidents in date range for specified station. Compared incident time range as either Alarm to Cancel or Alarm to Clear for incidents that have either Cancel or Clear time recorded. Reviewed calls only. Group by date. Displays date, incident number, incident type (numeric only), zone, and station.



OVERLAPPING INCIDENT DETAILS				
ALARM	CLEAR/CANCEL	INCIDENT #	INCIDENT TYPE	ZONE
6/15/2024				
6/15/2024 12:23:55 AM	6/15/2024 12:41:52 AM	2024-2579	321	South East Quadrant
6/15/2024 9:20:08 PM	6/15/2024 9:34:02 PM	2024-2584	321	South East Quadrant
6/15/2024 9:23:59 PM	6/15/2024 9:40:54 PM	2024-2585	321	North East Quadrant
6/16/2024				
6/16/2024 9:53:37 AM	6/16/2024 10:10:31 AM	2024-2593	321	South East Quadrant
6/16/2024 9:56:10 AM	6/16/2024 10:23:43 AM	2024-2594	321	South East Quadrant
6/16/2024 10:38:56 AM	6/16/2024 11:26:09 AM	2024-2595	444	North West Quadrant
6/16/2024 11:04:28 AM	6/16/2024 11:26:17 AM	2024-2596	321	North East Quadrant
6/17/2024				
6/17/2024 8:21:23 AM	6/17/2024 8:41:00 AM	2024-2602	321	North West Quadrant
6/17/2024 8:22:53 AM	6/17/2024 8:42:33 AM	2024-2603	735	South East Quadrant
6/18/2024				
6/18/2024 11:00:19 AM	6/18/2024 11:19:47 AM	2024-2618	321	South East Quadrant
6/18/2024 11:13:33 AM	6/18/2024 11:24:21 AM	2024-2619	321	North East Quadrant
6/18/2024 2:00:08 PM	6/18/2024 2:13:54 PM	2024-2620	321	North West Quadrant
6/18/2024 2:01:32 PM	6/18/2024 2:19:29 PM	2024-2621	321	South West Quadrant
6/18/2024 4:54:22 PM	6/18/2024 5:12:10 PM	2024-2625	321	North East Quadrant
6/18/2024 5:03:04 PM	6/18/2024 5:16:08 PM	2024-2626	743	North West Quadrant
6/18/2024 6:42:28 PM	6/18/2024 7:01:15 PM	2024-2628	321	North West Quadrant
6/18/2024 6:51:41 PM	6/18/2024 7:18:00 PM	2024-2629	321	North East Quadrant
6/18/2024 6:54:34 PM	6/18/2024 7:37:16 PM	2024-2630	321	South East Quadrant
6/18/2024 7:35:54 PM	6/18/2024 7:49:09 PM	2024-2631	553	North East Quadrant
6/18/2024 11:24:48 PM	6/19/2024 12:05:19 AM	2024-2634	321	South East Quadrant
6/18/2024 11:44:03 PM	6/18/2024 11:56:47 PM	2024-2635	321	North West Quadrant
6/19/2024				
6/19/2024 11:00:10 AM	6/19/2024 11:18:38 AM	2024-2640	321	North East Quadrant
6/19/2024 11:16:15 AM	6/19/2024 11:24:38 AM	2024-2641	321	North East Quadrant
6/19/2024 3:56:51 PM	6/19/2024 4:04:36 PM	2024-2644	553	South West Quadrant
6/19/2024 4:00:24 PM	6/19/2024 4:17:52 PM	2024-2645	321	North East Quadrant
6/19/2024 4:17:15 PM	6/19/2024 4:38:01 PM	2024-2646	321	South East Quadrant
6/20/2024				
6/20/2024 12:44:59 AM	6/20/2024 1:04:27 AM	2024-2649	321	North East Quadrant
6/20/2024 12:52:50 AM	6/20/2024 1:04:41 AM	2024-2650	321	North East Quadrant
6/20/2024 3:10:56 PM	6/20/2024 3:48:58 PM	2024-2657	321	North West Quadrant
6/20/2024 3:25:48 PM	6/20/2024 3:40:57 PM	2024-2658	321	North East Quadrant
6/21/2024				
6/21/2024 11:05:02 AM	6/21/2024 11:45:24 AM	2024-2666	444	North West Quadrant
6/21/2024 11:22:52 AM	6/21/2024 11:41:03 AM	2024-2667	321	South East Quadrant
6/21/2024 11:59:33 AM	6/21/2024 12:14:31 PM	2024-2668	736	North West Quadrant
6/21/2024 12:04:21 PM	6/21/2024 12:22:30 PM	2024-2669	736	North West Quadrant

Percentage of incidents overlapping from total incidents in date range for specified station. Compared incident time range as either Alarm to Cancel or Alarm to Clear for incidents that have either Cancel or Clear time recorded. Reviewed calls only. Group by date. Displays date, incident number, incident type (numeric only), zone, and station.



OVERLAPPING INCIDENT DETAILS				
ALARM	CLEAR/CANCEL	INCIDENT #	INCIDENT TYPE	ZONE
6/22/2024				
6/22/2024 11:22:56 PM	6/22/2024 11:39:59 PM	2024-2685	321	North East Quadrant
6/22/2024 11:34:40 PM	6/23/2024 12:20:40 AM	2024-2686	321	South East Quadrant
6/23/2024				
6/23/2024 9:57:31 AM	6/23/2024 10:13:27 AM	2024-2690	321	North East Quadrant
6/23/2024 9:56:38 AM	6/23/2024 10:21:25 AM	2024-2691	321	North West Quadrant
6/23/2024 9:57:42 AM	6/23/2024 10:17:31 AM	2024-2692	321	South East Quadrant
6/23/2024 2:04:06 PM	6/23/2024 2:24:30 PM	2024-2695	321	North East Quadrant
6/23/2024 2:17:35 PM	6/23/2024 2:35:02 PM	2024-2696	321	North West Quadrant
6/23/2024 2:22:03 PM	6/23/2024 2:25:55 PM	2024-2697	611	South West Quadrant
6/24/2024				
6/24/2024 12:21:50 PM	6/24/2024 12:41:02 PM	2024-2704	622	South West Quadrant
6/24/2024 12:32:35 PM	6/24/2024 12:47:00 PM	2024-2705	321	North West Quadrant
6/25/2024				
6/25/2024 10:39:14 AM	6/25/2024 10:54:16 AM	2024-2719	321	North East Quadrant
6/25/2024 10:42:07 AM	6/25/2024 11:10:14 AM	2024-2720	321	Mutual Aid Given
6/25/2024 2:04:20 PM	6/25/2024 2:26:52 PM	2024-2722	321	North East Quadrant
6/25/2024 2:16:23 PM	6/25/2024 2:21:59 PM	2024-2723	500	South West Quadrant
6/25/2024 8:40:51 PM	6/25/2024 8:59:59 PM	2024-2729	321	North East Quadrant
6/25/2024 8:57:18 PM	6/25/2024 9:17:04 PM	2024-2730	321	North East Quadrant
6/26/2024				
6/26/2024 10:45:23 AM	6/26/2024 11:08:14 AM	2024-2734	321	North West Quadrant
6/26/2024 10:49:35 AM	6/26/2024 11:06:59 AM	2024-2735	321	North East Quadrant
6/26/2024 1:05:42 PM	6/26/2024 1:29:42 PM	2024-2737	321	South West Quadrant
6/26/2024 1:28:30 PM	6/26/2024 1:47:55 PM	2024-2738	321	North West Quadrant
6/26/2024 1:42:57 PM	6/26/2024 2:04:22 PM	2024-2739	321	North East Quadrant
6/28/2024				
6/28/2024 7:57:05 AM	6/28/2024 8:24:16 AM	2024-2752	321	North East Quadrant
6/28/2024 8:10:14 AM	6/28/2024 8:30:58 AM	2024-2753	321	North East Quadrant
6/28/2024 8:57:02 AM	6/28/2024 9:57:45 AM	2024-2754	412	North East Quadrant
6/28/2024 9:07:37 AM	6/28/2024 9:31:49 AM	2024-2755	321	North West Quadrant
6/28/2024 9:35:00 AM	6/28/2024 9:52:17 AM	2024-2756	321	North East Quadrant
6/28/2024 12:39:05 PM	6/28/2024 12:59:41 PM	2024-2759	321	South West Quadrant
6/28/2024 12:43:35 PM	6/28/2024 1:08:18 PM	2024-2760	321	South West Quadrant
6/29/2024				
6/29/2024 11:25:19 AM	6/29/2024 11:54:01 AM	2024-2771	321	South West Quadrant
6/29/2024 11:43:04 AM	6/29/2024 11:48:55 AM	2024-2772	611	North West Quadrant
6/29/2024 2:45:34 PM	6/29/2024 3:03:18 PM	2024-2776	321	South East Quadrant
6/29/2024 2:54:16 PM	6/29/2024 3:03:48 PM	2024-2777	321	North East Quadrant
6/29/2024 10:33:31 PM	6/29/2024 11:17:48 PM	2024-2780	735	South West Quadrant
6/29/2024 10:53:06 PM	6/29/2024 11:15:51 PM	2024-2781	321	North East Quadrant
6/29/2024 10:56:51 PM	6/29/2024 11:20:16 PM	2024-2782	622	North West Quadrant

Percentage of incidents overlapping from total incidents in date range for specified station. Compared incident time range as either Alarm to Cancel or Alarm to Clear for incidents that have either Cancel or Clear time recorded. Reviewed calls only. Group by date. Displays date, incident number, incident type (numeric only), zone, and station.



OVERLAPPING INCIDENT DETAILS				
ALARM	CLEAR/CANCEL	INCIDENT #	INCIDENT TYPE	ZONE
6/29/2024 11:03:43 PM	6/29/2024 11:20:51 PM	2024-2783	321	North East Quadrant
6/30/2024				
6/30/2024 8:36:52 PM	6/30/2024 8:56:46 PM	2024-2794	321	South East Quadrant
6/30/2024 8:38:38 PM	6/30/2024 8:57:50 PM	2024-2795	321	North West Quadrant

Percentage of incidents overlapping from total incidents in date range for specified station. Compared incident time range as either Alarm to Cancel or Alarm to Clear for incidents that have either Cancel or Clear time recorded. Reviewed calls only. Group by date. Displays date, incident number, incident type (numeric only), zone, and station.

North Ridgeville Fire Department

North Ridgeville, OH

This report was generated on 7/9/2024 3:08:42 PM



Property Values versus Loss and Save per Incident for Date Range

Start Date: 06/01/2024 | End Date: 06/30/2024

INCIDENT #	PRE-INCIDENT VALUE	LOSSES	SAVED
2024-2567	\$15,000.00	\$15,000.00	\$0.00
Totals:	\$15,000.00	\$15,000.00	\$0.00

Both the PRE-INCIDENT VALUE and LOSSES columns are the summation of the respective Property and Contents fields as recorded on the Basic Info 5 screen of an incident. Only REVIEWED incidents included. EMS incidents excluded.



EMERGENCY MEDICAL SERVICES DATA





Agency Activity Summary

UH - North Ridgeville Fire Dept

Agency: UH - North Ridgeville Fire Dept | Service Date: From 06/01/2024 Through 06/30/2024

Total Number of ePCRs: 365

Total Number of Incidents: 363

By Branch

01 Station 1 = 250

02 Station 2 = 115

Billing Disposition (ePCR Data Only)

	#	%		#	%
Treated/Transported	288	78.9%	Dead Prior To Arrival	3	0.8%
Treated / Transferred Care	N/A	N/A	Dead After Arrival	N/A	N/A
Treated/No Transport (AMA)	29	7.9%	Treat/Transported by Private Veh.	N/A	N/A
Treated / No Transport (Per Protocol)	16	4.4%	Assist	7	1.9%
Transported / Refused Care	N/A	N/A	Other	2	0.5%
No Transport / Refused Care	18	4.9%	No Patient Found	N/A	N/A
Cancelled	2	0.5%			
Left Blank	N/A	N/A			

Unit Disposition (ePCR Data Only)

Description	#	%
Cancelled Prior to Arrival at Scene	1	0.3%
No Patient Contact	1	0.3%
Non-Patient Incident (Not Otherwise Listed)	7	1.9%
Patient Contact Made	356	97.5%
Left Blank	0	0.0%
Total	365	100.0%

Patient Evaluation/Care Disposition (ePCR Data Only)

Description	#	%
Not Applicable	9	2.5%
Patient Evaluated and Care Provided	334	91.5%
Patient Evaluated, No Care Required	4	1.1%
Patient Refused Evaluation/Care	18	4.9%
Left Blank	0	0.0%
Total	365	100.0%

Crew Disposition (ePCR Data Only)

Description	#	%
Back in Service, Care/Support Services Refused	18	4.9%
Back in Service, No Care/Support Services Required	13	3.6%
Initiated and Continued Primary Care	334	91.5%
Left Blank	0	0.0%
Total	365	100.0%

Transport Disposition (ePCR Data Only)

Description	#	%
No Transport	38	10.4%
Not Applicable	9	2.5%
Patient Refused Transport	29	7.9%
Transport by This EMS Unit (This Crew Only)	289	79.2%
Left Blank	0	0.0%
Total	365	100.0%

Run Type	#	%		#	%
Emergency Runs	365	100.0%	Non-Emergency Runs	N/A	N/A
Stand By	N/A	N/A	Stand By	N/A	N/A
Mutual Aid	2	0.5%	Mutual Aid	N/A	N/A
Interfacility	N/A	N/A	Interfacility	N/A	N/A
Intercept	N/A	N/A	Intercept	N/A	N/A
Emergency Runs (Scheduled)	N/A	N/A	Non-Emergency Runs (Scheduled)	N/A	N/A
Stand By	N/A	N/A	Stand By	N/A	N/A
Mutual Aid	N/A	N/A	Mutual Aid	N/A	N/A
Interfacility	N/A	N/A	Interfacility	N/A	N/A
Intercept	N/A	N/A	Intercept	N/A	N/A

Emergency Type Left Blank: 0

Runs by Unit (ePCR Data Only)

Unit	Total Runs	Treat/ Transp	Treat/ Transfer	Treat/No Transp(AMA)	Treat/No Transp(PP)	Transp/ Ref. Care	Cancelled	Dead Prior Arr	Dead After Arr	T/T Priv Veh	No Trans/ Ref. Care	Assist	Other	No Pat. Found
NRE21	1	0	0	1	0	0	0	0	0	0	0	0	0	0
NRM25	116	94	0	4	5	0	0	1	0	0	9	3	0	0
NRM26	115	87	0	11	5	0	2	0	0	0	6	2	2	0
NRM28	133	107	0	13	6	0	0	2	0	0	3	2	0	0
Total	365	288	0	29	16	0	2	3	0	0	18	7	2	0

Runs by Service Level (ePCR Data Only)

Dispatched Service Level	#	%	Recommended Service Level	#	%
BLS	365	100.0%	BLS	118	32.3%
ALS	N/A	N/A	ALS1	243	66.6%
SCT	N/A	N/A	ALS2	4	1.1%
			SCT	N/A	N/A
			Rotary Wing	N/A	N/A
			Fixed Wing	N/A	N/A

Runs by Insurance Type with Service Level (ePCR Data Only) (Multiple

insurance types may have been marked on a run)

Type	BLS	%	ALS1	%	ALS2	%	SCT	%Rotary Wing	%Fixed Wing	%	Total	%
None	118	32.3%	243	66.6%	4	1.1%	N/A	N/A	N/A	N/A	365	100.0%

Runs by Primary PI (ePCR Data Only)

Description	#	%
ABNORMAL LABS	7	1.9%
ALCOHOL ABUSE WITH INTOXICATION	1	0.3%
Abdominal Pain	21	5.8%
Alt. Level Conscious	11	3.0%
Anxiety	7	1.9%
Asthma Symptoms	2	0.5%
Back Pain (No Trauma)	7	1.9%
Behavioral Disorder	2	0.5%
COVID-19 (SUSPECTED)	1	0.3%
CVA/Stroke	2	0.5%
Cardiac Arrest	4	1.1%
Cardiac Symptoms	7	1.9%
Chest Pain	17	4.7%
Dehydration Symp.	5	1.4%
Diabetic Symptoms	2	0.5%
Dizziness	9	2.5%
Dyspnea-SOB	24	6.6%
FREQUENT FALLS	19	5.2%
Flu Symptoms	4	1.1%

GI -Bleed	1	0.3%
GI -Constipation	1	0.3%
Headache (no trauma)	6	1.6%
Hemorrhage-(severe medical)	2	0.5%
Hypertension	3	0.8%
MEDICAL DEVICE FAILURE	3	0.8%
MINOR / GENERAL INJURY	23	6.3%
Monitoring Required	10	2.7%
NON-TRAUMATIC ARM PAIN	2	0.5%
NON-TRAUMATIC LEG PAIN	8	2.2%
Nausea	5	1.4%
No Medical Problem	25	6.8%
Nose Bleed	2	0.5%
OD - SUSPECTED OVERDOSE -	1	0.3%
OTHER NARCOTICS		
Obvious Death	1	0.3%
Pneumonia Symptoms	1	0.3%
Post-Op Complication	1	0.3%
Psychiatric Emerg.	13	3.6%
SEPSIS	5	1.4%
SUICIDE ATTEMPT	1	0.3%
Seizure	4	1.1%
Syncope/Fainting	10	2.7%
Trauma Injury	14	3.8%
Unconscious	1	0.3%
Unknown Medical	8	2.2%
Urinary Bleeding	1	0.3%
Urination Problem	4	1.1%
Vomiting	9	2.5%
Weakness	30	8.2%
<i>Left Blank</i>	18	4.9%
<i>Total</i>	365	100.0%

Runs by Dispatch (EMD) Code

<u>Description</u>	<u>#</u>	<u>%</u>
01A01 Abdominal Pain	21	5.8%
03B03 Animal Bites/Attacks	1	0.3%
05A01 Back Pain (Non-traumatic)	7	1.9%
06E01 Breathing Problems	27	7.4%
09E02 Cardiac or Respiratory Arrest/Death	5	1.4%
10D01 Chest Pain/ Chest Discomfort	22	6.0%
12C01 Convulsions/Seizures	7	1.9%
13C02 Diabetic Problems	3	0.8%
17B03 Falls	76	20.8%
18B01 Headache	2	0.5%
19C07 Heart Problems/AICD	4	1.1%
21B01 Hemorrhage/Laceration	8	2.2%
23C07 Overdose/Poisoning	1	0.3%
25B06 Psychiatric/Abnormal Behavior/Suicide Attempt	21	5.8%
26B01 Sick Person (Specific Diagnosis)	107	29.3%
28C12 Stroke (CVA/TIA)	3	0.8%
29B05 Traffic/Transportation Incident	9	2.5%
30B01 Traumatic Injuries	8	2.2%
31C01 Unconscious/Fainting	11	3.0%
32B01 Unknown Problem	10	2.7%
32B02 Medical Alarm	1	0.3%
37A01 Other / Public Assist	11	3.0%
<i>Left Blank</i>	0	0.0%
<i>Total</i>	365	100.0%

Transport From (Category)

	<u>#</u>	<u>%</u>
Home/Residence	208	57.0%
Res. Custodial Facility	1	0.3%
Facility	13	3.6%
Public Building	3	0.8%
Street/Hwy	13	3.6%
Industrial Place	1	0.3%
Other	3	0.8%
Home/Residence - Single-Family House	21	5.8%
Home/Residence - Single-Family Garage	1	0.3%
Home/Residence - Mobile Home	1	0.3%
Home/Residence - Apartment	5	1.4%
Res. Custodial Facility - Nursing Home	67	18.4%
Educational Ins. - High School	1	0.3%
Public Building - Administrative	1	0.3%
Recreation/Sport - Athletic Field	4	1.1%
Street/Hwy - Other Paved Roadways	4	1.1%
Private Commercial Establishment	8	2.2%
Facility - Health Care Provider Office	5	1.4%
Facility - Other Ambulatory Health Services	1	0.3%
Recreation/Sport - Public Park	1	0.3%
Facility - Urgent Care	3	0.8%
<i>Total</i>	365	100.0%

Transport From (Facility) (ePCR Data Only)

	<u>#</u>	<u>%</u>
--Left Blank--	365	100.0%
<i>Total</i>	365	100.0%

Transport To (Destination Facility) (ePCR Data Only)

	<u>#</u>	<u>%</u>
UH - ST JOHN MEDICAL CENTER	151	41.4%
--Left Blank--	76	20.8%
Avon Richard E. Jacobs Health Center	73	20.0%
UH - ELYRIA MEDICAL CENTER	60	16.4%
CCF - Fairview	4	1.1%
UH - CLEVELAND MEDICAL CENTER	1	0.3%
<i>Total</i>	365	100.0%



FIRE PREVENTION INSPECTION REPORT



North Ridgeville Fire Department

North Ridgeville, OH

This report was generated on 7/9/2024 3:10:11 PM



Completed Inspections per Zone for Date Range

Start Date: 06/01/2024 | End Date: 06/30/2024

ZONE	ID	OCCUPANCY	ADDRESS	INSPECTED
Zone 1- NW - Zone 1- North West Quadrant				
		Young Explorers Montessori Of North Ridgeville	36516 Center Ridge RD	06/03/2024
		O'Neill Health Care Facility	38600 Center Ridge RD	06/06/2024
		Lake Ridge Academy	37501 Center Ridge RD	06/07/2024
		Lake Ridge Academy	37501 Center Ridge RD	06/11/2024
		Goddard School	37693 Center Ridge RD	06/11/2024
		Goddard School	37693 Center Ridge RD	06/12/2024
		Goddard School	37693 Center Ridge RD	06/13/2024
		ICU Corp.	39421 Center Ridge RD	06/18/2024
		Joe's Auto Wrecking	7218 Case RD	06/18/2024
		Animal Clinic Northview	36400 Center Ridge RD	06/20/2024
Zone 2- NE - Zone 2- North East Quadrant				
	Emerald Ridge Center 4	Mr. Hero #84	34258 Center Ridge RD	06/03/2024
	Emerald Ridge Center 7	Pizza Hut	34210 Center Ridge RD	06/03/2024
		Cleveland General Liquidation	5210 Mills Industrial PKY	06/04/2024
		Cleveland Dental Institute	5220 Mills Industrial PKY	06/04/2024
		Scooter's Coffee	34522 Center Ridge RD	06/04/2024
		Ridgeville Farms	7691 Avon Belden RD	06/04/2024
	Providence Square 12	Tacos Del Pueblos Mexican Grill	34173 Center Ridge RD	06/05/2024
	Providence Square 12	Tacos Del Pueblos Mexican Grill	34173 Center Ridge RD	06/05/2024
	Providence Square 11	Niko's To Go	34167 Center Ridge RD	06/05/2024
	Providence Square 11	Niko's To Go	34167 Center Ridge RD	06/05/2024
		Arby's #6607	34011 Center Ridge RD	06/06/2024
		Super 8 Motel	32801 Lorain RD	06/06/2024
		North Ridgeville City Hall	7307 Avon Belden RD	06/06/2024
	Valley Center 1,2,3,4,5,6	Valley Storage	34425 Lorain RD #Suite123456	06/11/2024
		OSIBAS, LTD. (Old Fields Sweet School)	8540 Root RD	06/11/2024
		Liberty Elementary	5700 Jaycox RD	06/12/2024
		BP I-Mart Gas Station	32393 Lorain RD	06/12/2024
		Limitless Towing & Recovery	33350 Lorain RD	06/12/2024
		Leffew Fastpitch/ Hoop Tech/ Method Gym	7725 Victory Lane LN	06/13/2024
		Chase Bank	34385 Center Ridge RD	06/14/2024

ZONE	ID	OCCUPANCY	ADDRESS	INSPECTED
		Chase Bank	34385 Center Ridge RD	06/14/2024
		North Ridgeville Education Center/ECLC	5490 Mills Creek LN	06/17/2024
		North Ridgeville Education Center/ECLC	5490 Mills Creek LN	06/17/2024
		TJB, Inc.	33600 Liberty PKY	06/17/2024
		Ranger High Tech Academy	5580 Lear Nagle RD	06/18/2024
		Ranger High Tech Academy	5580 Lear Nagle RD	06/18/2024
		Little Caesars Pizza	35149 Center Ridge RD	06/19/2024
		Little Caesars Pizza	35149 Center Ridge RD	06/19/2024
		The Avenue At North Ridgeville Nursing Home	6200 Lear Nagle RD	06/19/2024
		The Avenue At North Ridgeville Nursing Home	6200 Lear Nagle RD	06/19/2024
		North Ridgeville Education Center/ECLC	5490 Mills Creek LN	06/20/2024
		Liberty Elementary	5700 Jaycox RD	06/20/2024
		The Avenue At North Ridgeville Nursing Home	6200 Lear Nagle RD	06/20/2024
		Liberty Elementary	5700 Jaycox RD	06/20/2024
		North Ridge Apartments	35900 Westminister AVE	06/21/2024
		Liberty Elementary	5700 Jaycox RD	06/21/2024
Zone 3- SW - Zone 3- South West Quadrant				
	CLE 1	CLEOHWEST DONUT NV	37150 Sugar Ridge RD	06/05/2024
	Cle 2	CLEOHWEST / Double A Detail	37150 Center Ridge RD	06/05/2024
		8820 Event Center	8820 Bender RD	06/06/2024
		Kalt Manufacturing	36700 Sugar Ridge RD	06/06/2024
	Butternut Corners 1	Don Mould's Plantation Plant & Nursery Outlet	34837 Lorain RD	06/13/2024
	Butternut Corners 3	Jillian Rian's Dance School	34869 Lorain RD	06/13/2024
		Hair Creations by Nadine	34891 Lorain RD #B	06/13/2024
Zone 4- SE - Zone 4- South East Quadrant				
		Starbucks	32435 Cook RD	06/03/2024
		Starbucks	32435 Cook RD	06/12/2024
		Angelina's Pizza	34887 Lorain RD	06/13/2024

North Ridgeville Fire Department

North Ridgeville, OH

This report was generated on 7/9/2024 3:10:45 PM



Count of Occupancies Inspected per Occupancy Type per Inspection Type for Date Range

Start Date: 06/01/2024 | End Date: 06/30/2024

OCCUPANCY	COUNT
INSPECTION TYPE: Annual	
Assembly	3
Athletic/Health Clubs	1
Barber/Beauty Salon	1
Day Care	1
Elementary School	2
Gas/Service Station	2
General Business/Merchantile	4
Multi-Educational campus	1
Nursing Home	1
Offices-General Buisness	1
Recreational Facility	1
Restaurant	5
Storage/Warehouse Facility	7
INSPECTION TYPE: Fire Alarm System Install Spot Inspection	
Bank	1
INSPECTION TYPE: Fire Alarm System Test- Annual	
Elementary School	4
Industrial /Manufacturing Facility	1
Nursing Home	1
INSPECTION TYPE: Fire Safety During Construction	
Bank	1
Elementary School	2
INSPECTION TYPE: Investigation of an emergency incident	
Nursing Home	1
INSPECTION TYPE: Plan Review	
Apartment Complex	1
Day Care	3
Elementary School	2
Governmental Offices	1
Industrial /Manufacturing Facility	1
Motel/Hotel	1
Recreational Facility	1
INSPECTION TYPE: Reinspection	
Nursing Home	1
INSPECTION TYPE: Sprinkler System Test-Annual	
Multi-Educational campus	1

Locked inspections only.



emergencyreporting.com

Doc Id: 1132

Page # 1 of 2

OCCUPANCY	COUNT
INSPECTION TYPE: Wet Chemical Sprinkler System Semi-Annual Test	
Restaurant	3
Total # of Inspections:	56

Locked inspections only.

North Ridgeville Fire Department

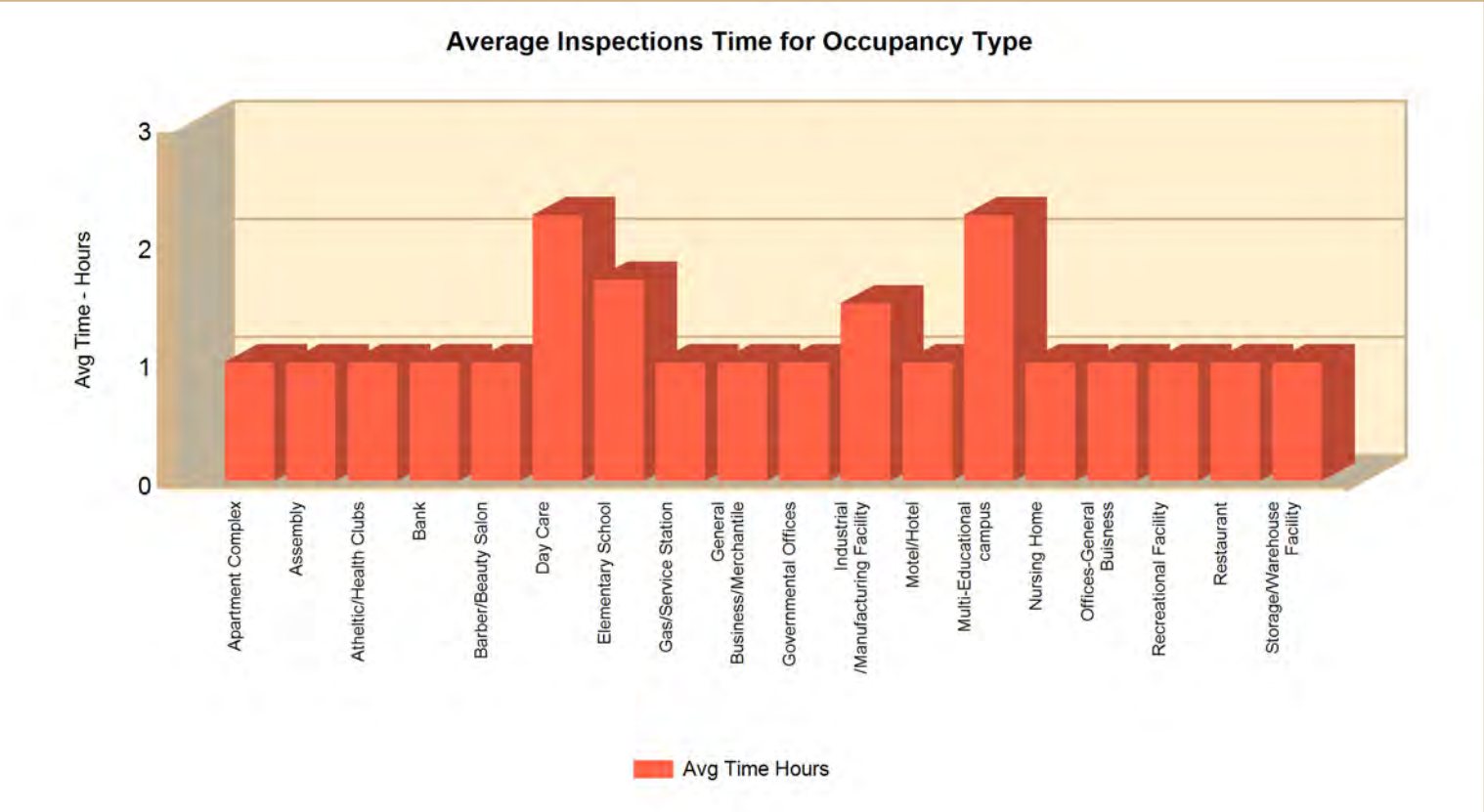
North Ridgeville, OH

This report was generated on 7/9/2024 3:11:11 PM



Average Inspection Time per Occupancy Type for Date Range

Start Date: 06/01/2024 | End Date: 06/30/2024



OCCUPANCY TYPE	AVERAGE TIME (minutes)
Apartment Complex	1:00:00
Assembly	1:00:00
Atheltic/Health Clubs	1:00:00
Bank	1:00:00
Barber/Beauty Salon	1:00:00
Day Care	2:15:00
Elementary School	1:42:00
Gas/Service Station	1:00:00
General Business/Merchandise	1:00:00
Governmental Offices	1:00:00
Industrial /Manufacturing Facility	1:30:00
Motel/Hotel	1:00:00
Multi-Educational campus	2:15:00
Nursing Home	1:00:00
Offices-General Buisness	1:00:00
Recreational Facility	1:00:00
Restaurant	1:00:00

Only inspections with TIME IN and TIME OUT information provided are included in the INSPECTION TIME calculations.

OCCUPANCY TYPE	AVERAGE TIME (minutes)
Storage/Warehouse Facility	1:00:00

Only inspections with TIME IN and TIME OUT information provided are included in the INSPECTION TIME calculations.



North Ridgeville Fire Department

North Ridgeville, OH

This report was generated on 7/9/2024 3:11:58 PM



Daily Log Items per Personnel for Activity Code for Personnel

Activity Codes: All Activity Codes | Personnel: Uhnak, Michael | Start Time: 00:00 | End Time: 23:00 | Start Date: 06/01/2024 | End Date: 06/30/2024

START	END	LOG TYPE	APPARATUS	NOTES	HOURS
Uhnak, Michael					
06/03/2024 08:00:00	06/03/2024 09:00:00	DAYBOOK			1.00
06/03/2024 09:00:00	06/03/2024 11:00:00	INSPECTION		An inspection was completed for Young Explorers Montessori Of North Ridgeville by Uhnak, Michael	2.00
06/03/2024 11:00:00	06/03/2024 12:00:00	DAYBOOK			1.00
06/03/2024 12:00:00	06/03/2024 13:00:00	DAYBOOK			1.00
06/03/2024 13:00:00	06/03/2024 14:00:00	INSPECTION		An inspection was completed for Starbucks by Uhnak, Michael	1.00
06/03/2024 14:00:00	06/03/2024 15:00:00	INSPECTION		An inspection was completed for Mr. Hero #84 by Uhnak, Michael	1.00
06/03/2024 15:00:00	06/03/2024 16:00:00	INSPECTION		An inspection was completed for Pizza Hut by Uhnak, Michael	1.00
06/04/2024 08:00:00	06/04/2024 09:00:00	DAYBOOK			1.00
06/04/2024 09:00:00	06/04/2024 10:00:00	INSPECTION		An inspection was completed for Cleveland General Liquidation by Uhnak, Michael	1.00
06/04/2024 10:00:00	06/04/2024 11:00:00	INSPECTION		An inspection was completed for Cleveland Dental Institute by Uhnak, Michael	1.00
06/04/2024 11:00:00	06/04/2024 12:00:00	INSPECTION		An inspection was completed for Ridgeville Farms by Uhnak, Michael	1.00
06/04/2024 12:00:00	06/04/2024 13:00:00	DAYBOOK			1.00
06/04/2024 13:00:00	06/04/2024 14:00:00	INSPECTION		An inspection was completed for Scooter's Coffee by Uhnak, Michael	1.00
06/04/2024 14:00:00	06/04/2024 15:00:00	DAYBOOK		Reports: Cle Dental Cle Liquidation Ridgeville Farms Scooters	1.00
06/05/2024 08:00:00	06/05/2024 09:00:00	INSPECTION		An inspection was completed for Tacos Del Pueblos Mexican Grill by Uhnak, Michael	1.00
06/05/2024 09:00:00	06/05/2024 10:00:00	INSPECTION		An inspection was completed for Niko's To Go by Uhnak, Michael	1.00
06/05/2024 10:00:00	06/05/2024 11:00:00	INSPECTION		An inspection was completed for Tacos Del Pueblos Mexican Grill by Uhnak, Michael	1.00
06/05/2024 11:00:00	06/05/2024 12:00:00	INSPECTION		An inspection was completed for Niko's To Go by Uhnak, Michael	1.00
06/05/2024 12:00:00	06/05/2024 13:00:00	DAYBOOK			1.00
06/05/2024 13:00:00	06/05/2024 14:00:00	INSPECTION		An inspection was completed for CLEOHWEST DONUT NV by Uhnak, Michael	1.00
06/05/2024 14:00:00	06/05/2024 15:00:00	INSPECTION		An inspection was completed for CLEOHWEST / Double A Detail by Uhnak, Michael	1.00
06/05/2024 15:00:00	06/05/2024 16:00:00	DAYBOOK			1.00
06/06/2024 08:00:00	06/06/2024 09:00:00	DAYBOOK			1.00
06/06/2024 09:00:00	06/06/2024 10:00:00	INSPECTION		An inspection was completed for Super 8 Motel by Uhnak, Michael	1.00
06/06/2024 10:00:00	06/06/2024 11:00:00	INSPECTION		An inspection was completed for 8820 Event Center by Uhnak, Michael	1.00
06/06/2024 11:00:00	06/06/2024 12:00:00	INSPECTION		An inspection was completed for North Ridgeville City Hall by Uhnak, Michael	1.00
06/06/2024 12:00:00	06/06/2024 13:00:00	DAYBOOK			1.00
06/06/2024 13:00:00	06/06/2024 14:00:00	INSPECTION		An inspection was completed for O'Neill Health Care Facility by Uhnak, Michael	1.00
06/06/2024 14:00:00	06/06/2024 15:00:00	INSPECTION		An inspection was completed for Arby's #6607 by Uhnak, Michael	1.00
06/06/2024 15:00:00	06/06/2024 16:00:00	INSPECTION		An inspection was completed for Kalt Manufacturing by Uhnak, Michael	1.00
06/07/2024 08:00:00	06/07/2024 09:00:00	DAYBOOK			1.00
06/07/2024 12:00:00	06/07/2024 13:00:00	DAYBOOK			1.00

Lists the Daily Log items, grouped by Personnel, corresponding to the selected Activity Code and Personnel.



emergencyreporting.com

Doc Id: 1514

Page # 1 of 3

START	END	LOG TYPE	APPARATUS	NOTES	HOURS
06/07/2024 13:00:00	06/07/2024 16:00:00	DAYBOOK		Reports: Kalt Lake Ridge Arby's O,Neil City Hall EV Super EV	3.00
06/10/2024 08:00:00	06/10/2024 09:00:00	DAYBOOK			1.00
06/10/2024 09:00:00	06/10/2024 11:00:00	DAYBOOK		Researched NFPA 25 Water Base Fire Protection System Inspections	2.00
06/10/2024 11:00:00	06/10/2024 12:00:00	DAYBOOK		Report: Lake Ridge Academy Sprinkler System	1.00
06/10/2024 12:00:00	06/10/2024 13:00:00	DAYBOOK			1.00
06/10/2024 13:00:00	06/10/2024 14:00:00	DAYBOOK		Schedule: Dean Shramm	1.00
06/10/2024 14:00:00	06/10/2024 16:00:00	DAYBOOK		Mobile/Portable Radio Update	2.00
06/11/2024 08:00:00	06/11/2024 09:00:00	DAYBOOK			1.00
06/11/2024 09:00:00	06/11/2024 10:00:00	INSPECTION		An inspection was completed for Lake Ridge Academy by Uhnak, Michael	1.00
06/11/2024 10:00:00	06/11/2024 11:00:00	INSPECTION		An inspection was completed for OSIBAS, LTD. (Old Fields Sweet School) by Uhnak, Michael	1.00
06/11/2024 11:00:00	06/11/2024 12:00:00	DAYBOOK		Reports: Valley Storage Lake Ridge Academy OSIBAS Goddard	1.00
06/11/2024 12:00:00	06/11/2024 13:00:00	DAYBOOK			1.00
06/11/2024 13:00:00	06/11/2024 14:00:00	INSPECTION		An inspection was completed for Valley Storage by Uhnak, Michael	1.00
06/11/2024 14:00:00	06/11/2024 16:00:00	INSPECTION		An inspection was completed for Goddard School by Uhnak, Michael	2.00
06/12/2024 08:00:00	06/12/2024 11:00:00	INSPECTION		An inspection was completed for Goddard School by Uhnak, Michael	3.00
06/12/2024 10:00:00	06/12/2024 12:00:00	INSPECTION		An inspection was completed for Liberty Elementary by Uhnak, Michael	2.00
06/12/2024 12:00:00	06/12/2024 13:00:00	DAYBOOK			1.00
06/12/2024 13:00:00	06/12/2024 14:00:00	INSPECTION		An inspection was completed for Starbucks by Uhnak, Michael	1.00
06/12/2024 14:00:00	06/12/2024 15:00:00	INSPECTION		An inspection was completed for BP I-Mart Gas Station by Uhnak, Michael	1.00
06/12/2024 15:00:00	06/12/2024 16:00:00	INSPECTION		An inspection was completed for Limitless Towing & Recovery by Uhnak, Michael	1.00
06/13/2024 08:00:00	06/13/2024 10:00:00	INSPECTION		An inspection was completed for Goddard School by Uhnak, Michael	2.00
06/13/2024 10:00:00	06/13/2024 11:00:00	INSPECTION		An inspection was completed for Don Mould's Plantation Plant & Nursery Outlet by Uhnak, Michael	1.00
06/13/2024 11:00:00	06/13/2024 12:00:00	INSPECTION		An inspection was completed for Jillian Rian's Dance School by Uhnak, Michael	1.00
06/13/2024 11:00:00	06/13/2024 12:00:00	INSPECTION		An inspection was completed for Leffew Fastpitch/ Hoop Tech/ Method Gym by Uhnak, Michael	1.00
06/13/2024 12:00:00	06/13/2024 13:00:00	DAYBOOK			1.00
06/13/2024 13:00:00	06/13/2024 14:00:00	INSPECTION		An inspection was completed for Angelina's Pizza by Uhnak, Michael	1.00
06/13/2024 14:00:00	06/13/2024 15:00:00	INSPECTION		An inspection was completed for Hair Creations by Nadine by Uhnak, Michael	1.00
06/13/2024 15:00:00	06/13/2024 16:00:00	DAYBOOK			1.00
06/14/2024 08:00:00	06/14/2024 09:00:00	DAYBOOK			1.00
06/14/2024 09:00:00	06/14/2024 10:00:00	INSPECTION		An inspection was completed for Chase Bank by Uhnak, Michael	1.00
06/14/2024 10:00:00	06/14/2024 11:00:00	INSPECTION		An inspection was completed for Chase Bank by Uhnak, Michael	1.00
06/14/2024 11:00:00	06/14/2024 15:00:00	DAYBOOK		Preplans: Dayton Freight NRPD Doc Storage Lescher Tree	4.00

Lists the Daily Log items, grouped by Personnel, corresponding to the selected Activity Code and Personnel.



emergencyreporting.com

Doc Id: 1514

Page # 2 of 3

START	END	LOG TYPE	APPARATUS	NOTES	HOURS
06/14/2024 12:00:00	06/14/2024 13:00:00	DAYBOOK			1.00
06/14/2024 15:00:00	06/14/2024 16:00:00	DAYBOOK		Inspection was conducted for the new emergency access for the Maddock Road bridge reconstruction project.	1.00
06/17/2024 08:00:00	06/17/2024 09:00:00	DAYBOOK			1.00
06/17/2024 09:00:00	06/17/2024 11:00:00	INSPECTION		An inspection was completed for TJB, Inc. by Uhnak, Michael	2.00
06/17/2024 11:00:00	06/17/2024 12:00:00	DAYBOOK		ESO Training	1.00
06/17/2024 12:00:00	06/17/2024 13:00:00	DAYBOOK			1.00
06/17/2024 13:00:00	06/17/2024 14:30:00	INSPECTION		An inspection was completed for North Ridgeville Education Center/ECLC by Uhnak, Michael	1.50
06/17/2024 14:30:00	06/17/2024 16:00:00	INSPECTION		An inspection was completed for North Ridgeville Education Center/ECLC by Uhnak, Michael	1.50
06/18/2024 08:00:00	06/18/2024 09:00:00	DAYBOOK			1.00
06/18/2024 09:00:00	06/18/2024 10:00:00	INSPECTION		An inspection was completed for Joe's Auto Wrecking by Uhnak, Michael	1.00
06/18/2024 10:00:00	06/18/2024 11:00:00	INSPECTION		An inspection was completed for Ranger High Tech Academy by Uhnak, Michael	1.00
06/18/2024 11:00:00	06/18/2024 12:00:00	INSPECTION		An inspection was completed for ICU Corp. by Uhnak, Michael	1.00
06/18/2024 12:00:00	06/18/2024 13:00:00	DAYBOOK			1.00
06/18/2024 13:00:00	06/18/2024 15:00:00	INSPECTION		An inspection was completed for Ranger High Tech Academy by Uhnak, Michael	2.00
06/18/2024 15:00:00	06/18/2024 16:00:00	DAYBOOK		Reports: Ranger Tech Annual Ranger Tech Fire Alarm Joe Auto ICU Annual	1.00
06/19/2024 08:00:00	06/19/2024 09:00:00	DAYBOOK			1.00
06/19/2024 09:00:00	06/19/2024 10:00:00	INSPECTION		An inspection was completed for Little Caesars Pizza by Uhnak, Michael	1.00
06/19/2024 10:00:00	06/19/2024 11:00:00	INSPECTION		An inspection was completed for Little Caesars Pizza by Uhnak, Michael	1.00
06/19/2024 11:00:00	06/19/2024 12:00:00	DAYBOOK		Meeting with Asst. Building Official	1.00
06/19/2024 12:00:00	06/19/2024 13:00:00	DAYBOOK			1.00
06/19/2024 13:00:00	06/19/2024 14:00:00	INSPECTION		An inspection was completed for The Avenue At North Ridgeville Nursing Home by Uhnak, Michael	1.00
06/19/2024 14:00:00	06/19/2024 15:00:00	INSPECTION		An inspection was completed for The Avenue At North Ridgeville Nursing Home by Uhnak, Michael	1.00
06/19/2024 15:00:00	06/19/2024 16:00:00	DAYBOOK			1.00
06/20/2024 08:00:00	06/20/2024 09:00:00	DAYBOOK			1.00
06/20/2024 09:00:00	06/20/2024 10:00:00	INSPECTION		An inspection was completed for North Ridgeville Education Center/ECLC by Uhnak, Michael	1.00
06/20/2024 10:00:00	06/20/2024 11:00:00	INSPECTION		An inspection was completed for Liberty Elementary by Uhnak, Michael	1.00
06/20/2024 11:00:00	06/20/2024 12:00:00	INSPECTION		An inspection was completed for The Avenue At North Ridgeville Nursing Home by Uhnak, Michael	1.00
06/20/2024 12:00:00	06/20/2024 13:00:00	DAYBOOK			1.00
06/20/2024 13:00:00	06/20/2024 14:00:00	DAYBOOK		Inspection of the temporary Emergency access road on Maddock was conducted. Will return at a later date with our engine for a practice run.	1.00
06/20/2024 14:00:00	06/20/2024 15:00:00	INSPECTION		An inspection was completed for Animal Clinic Northview by Uhnak, Michael	1.00
06/20/2024 15:00:00	06/20/2024 16:00:00	INSPECTION		An inspection was completed for Liberty Elementary by Uhnak, Michael	1.00
06/21/2024 08:00:00	06/21/2024 09:00:00	INSPECTION		An inspection was completed for North Ridge Apartments by Uhnak, Michael	1.00
06/21/2024 09:00:00	06/21/2024 10:00:00	DAYBOOK			1.00
06/21/2024 10:00:00	06/21/2024 15:00:00	INSPECTION		An inspection was completed for Liberty Elementary by Uhnak, Michael	5.00
06/21/2024 11:00:00	06/21/2024 12:00:00	DAYBOOK			1.00
Total Hours for: Uhnak, Michael					119.00
Total of all Personnel Hours					119.00

Lists the Daily Log items, grouped by Personnel, corresponding to the selected Activity Code and Personnel.