



North Ridgeville Fire Department

2014 Annual Report

Chief John C. Reese, EFO





G. David Gillock
Mayor

CITY OF NORTH RIDGEVILLE

Division of Fire

7090 Avon Belden Road
North Ridgeville, OH 44039



John C. Reese
Fire Chief

February 3, 2015

Honorable Mayor G. David Gillock
Safety Service Director Jeff Armbruster
North Ridgeville, Ohio
7307 Avon Belden Road
North Ridgeville, Ohio 44039

Dear Mayor Gillock and Director Armbruster,

The North Ridgeville Fire Department's annual report for the year 2014 is hereby respectfully submitted. The following is a compilation of statistics and reports that reflect the activities of the North Ridgeville Fire Department during the year 2014. On behalf of the Fire Department, I would like to thank both of you for your continued support of our mission and the safety of our residents.

Respectfully Submitted,

A handwritten signature in black ink, appearing to read "John C. Reese".

Chief John C. Reese, EFO

TABLE OF CONTENTS

Introduction

Duties Performed

2009-2014 Run Analysis

2009-2014 Total Runs

2015 Incident Reports

Emergency Medical Service

Apparatus

Lorain County Technical Rescue Team (LCTRT)

Fire Department Statistical Data

INTRODUCTION

The City of North Ridgeville Fire Department strives to provide the highest standard of fire response, life safety protection, and emergency medical service; along with the prevention of such incidents through education and awareness.

In 2014, the fire department responded to 603 fire calls and 2436 EMS calls for a combined total of 3,039 requests for service answered.

We continue to maintain a high priority on strengthening our response to severe incidents. We do this through ongoing and consistent in-house training. We also participate in regional training with our automatic aid and the organizations throughout Lorain County. Our Mutual Aid Matrix continues to be evaluated and updated for all major incidents, through regular meetings with the Westcom Regional Dispatch Center and all our participating agencies to meet the demands of our community. This system preselects mutual and automatic aid response companies in the event of a large incident (and/or need for response to support our everyday incidents) making it easier on both the Incident Commander and the emergency dispatcher making the requests. The continued use and updating of this program will ensure that the proper resources reach the scene at the earliest possible time during fires and other severe events. We are happy to report that thanks to the use of this program, responses to fires and other severe events is the best that it has been in the history of the North Ridgeville Fire Department.

In November, Mayor Gillock entered into an agreement with Lorain County to provide for the Wireless Emergency Notification System (WENS) which will provide North Ridgeville and the rest of the county with a robust, cost effective notification system that is easy to use. We will be able to provide weather alerts, evacuation warnings and Amber alerts by way of voice, text, e-mail, pager, and social media. This is another tool that we can use to provide for the safety of our community and provide vital information to our residents.

The fire department continues to place emphasis on training. Assistant Chief Jon Graf, the department's Training Officer, provided 1500 man hours of fire training for our firefighters and they also participated in a total of 650 man hours of continuing medical education training. Compliance with daily equipment checks, apparatus inspections, and preventative maintenance continue to be improved with the participation in training programs and vehicle repair requests.

In October, the fire department held a Health and Safety Fair on a Saturday at fire station #1. The Health and Safety Fair had health and safety related vendors on hand passing out information and promotional items. The Health and Safety Fair was a family friendly event that

included bounce houses for the kids, a fire safety trailer and a fire safety magic show. It is estimated that over 400 people attended. The fire department hopes to make the Health and Safety Fair an annual event.

A total of \$676,798.17 was collected through EMS billing for the Ambulance Fund. The Ambulance Fund provides for personnel, dispatch, and ambulance replacements. In 2014, we began to use the Ohio Attorney General for collections of ambulance bills that have not been paid by non-residents. The impact of the collections should be seen in our 2015 collections. We also increased our ambulance billing rates. Although we only experienced an increase in billing of \$4,449.56, total collections should still go up slightly in 2015 due to the increased ambulance rates.

In November, the fire department attempted to help in promoting a 0.85% income tax increase for city infrastructure and the construction of a new headquarters fire station. Having failed, it is the hope of the fire department that other future measures will be taken for the much needed replacement of our headquarters fire station.

In 2014, a grant was applied for through the FEMA Assistance to Firefighters Grant (AFG) Program for:

(6) Automated External Defibrillators (AEDs) for fire apparatus

Blue Card Hazard Zone Training for (36) members

The grant request is for \$43,069 which the City of North Ridgeville will be responsible for \$4,306 if we are awarded the grant. We should find out if we are awarded the grant sometime around the middle of 2015.

In 2013, fire loss in the City of North Ridgeville totaled \$406,800. There were no fatalities and thanks to our Division of Fire Prevention, there were \$0 in commercial fire losses.

The North Ridgeville Fire Department for the year 2014 consisted of Thirty-six (36) full-time members and a full-time Administrative Assistant. Listed below is the breakdown:

- One (1) Fire Chief
- Two (2) Assistant Fire Chiefs (*Division of Training and Division of Fire Prevention*)
- Three (3) Shift Captains
- Six (6) Lieutenants
- Twenty-Four (24) Firefighters

With the exception of two members, everyone is a state certified paramedic.

DUTIES PERFORMED

The duties that our personnel perform during their shifts are varied and many. For his/her primary duties of fire/rescue, the personnel must be well trained and possess excellent judgment to safely and efficiently participate in the mediation of any emergency. Listed below are a few of the duties that our personnel perform on a daily basis:

VEHICLE MAINTENANCE

All front line apparatus is checked and operated daily. Fluids and fuel are checked and maintained daily. Minor repairs are taken care of as they are reported or found. Washing and waxing of all apparatus is completed at specified intervals. The repair and performance of all vehicles are closely monitored. In 2014, the fire department also designed and ordered a new EOne fire engine and a new Medic unit on a Ford Chassis. Both of these vehicles will be delivered and placed into service the first part of 2015.

EQUIPMENT MAINTENANCE

All front line power equipment and hand tools are checked daily. Power equipment is checked for fuel and oil and is operated each day. Fire hose is tested annually and cleaned as needed. Ladders are tested by a third party company, but cared for and maintained by our personnel. Fire hydrants are flushed and painted by summer help, but our personnel pressure test 20% of the city's fire hydrants annually.

FACILITY MAINTENANCE

Washing walls, floors, windows, and general cleaning and maintenance are performed on a daily basis. In 2014, plumbing improvements were made to station #1, station #2 and the city fire museum by a contracted plumbing service. The office and classroom at fire station #1 were cleaned and remodeled by on duty personnel. This included light carpentry, drywall repair and painting. The fire museum received a complete facelift by on duty personnel including the addition of an ADA compliant restroom. Our personnel also spent several hours on the roof of fire station #1 making repairs to our leaking roof.

PUBLIC EDUCATION

Safetyville fire prevention classes are held yearly. Talks are given to civic groups. Station tours by groups are conducted as requested. In 2014, the fire department held a Health and Safety Fair that focused on fire and medical emergencies around the home. Several firefighters spent time throughout 2014 teaching CPR to our residents. They held 4 classes for the community and instructed 34 residents on adult, child and infant CPR.

FIRE PREVENTION INSPECTIONS

The city's Fire Marshall performed 220 inspections or re-inspections of our businesses in 2014. The effectiveness of these inspections is evident in the fact that we did not have a single commercial fire in 2014. He performed 24 plan reviews and inspections of new businesses and there were 123 restaurant hood inspections performed in 2014. The Fire Marshall also visited 30 foster homes or day cares throughout the city.

PUBLIC SERVICE

- Smoke detectors were installed and batteries replaced in resident's homes
- Fire Department Medic units stand by at all North Ridgeville High School home football games
- There were several blood pressure/glucose checks held
- Many senior lock boxes were installed throughout the community
- The fire department was represented at every Senior Center spaghetti dinner held in 2014
- Participation in all city parades
- Participation in Corn Festival Events
- Independence Day Fireworks

RECORDS MAINTENANCE


All incident reports, maintenance records, personnel records, certification records and training records are maintained within the department. In 2014, the fire department transitioned to new software that will help us maintain all of these records and provide the administration and the public with more vital statistics.

FIRE AND RESCUE

Our personnel respond to all of the following types of calls for assistance:

- Medical Emergencies
- Structure Fires
- Vehicle Fires
- Vehicle crashes
- Hazardous Materials Incidents
- Assistance to the police
- Field fires
- Trash fires
- Utility emergencies
- Home Accidents
- Resident lift assists
- Smoke detector installations
- Flooding
- Trench Rescues
- Rope Rescues
- Animal Rescues
- Confined Space Rescues
- Burning complaints

NRFD Fire/EMS Run Totals Yearly Analysis 2009-2014



Total Runs (Fire and EMS Combined) 2009-2014



City of North Ridgeville

Incident Type Report (Summary)

Alarm Date Between {01/01/2014} And {05/01/2014}

Incident Type	Count	Pct of Incidents	Total Est Loss	Pct of Losses
5 Service Call				
553 Public service	1	0.53%	\$0	0.00%
561 Unauthorized burning	3	1.60%	\$0	0.00%
	<u>19</u>	<u>10.16%</u>	<u>\$12,000</u>	<u>9.77%</u>
6 Good Intent Call				
611 Dispatched & cancelled en route	11	5.88%	\$0	0.00%
622 No Incident found on arrival at dispatch	5	2.67%	\$0	0.00%
631 Authorized controlled burning	1	0.53%	\$0	0.00%
651 Smoke scare, odor of smoke	3	1.60%	\$0	0.00%
652 Steam, vapor, fog or dust thought to be	5	2.67%	\$0	0.00%
671 HazMat release investigation w/no HazMat	14	7.48%	\$0	0.00%
	<u>39</u>	<u>20.85%</u>	<u>\$0</u>	<u>0.00%</u>
7 False Alarm & False Call				
730 System malfunction, Other	1	0.53%	\$0	0.00%
733 Smoke detector activation due to	9	4.81%	\$0	0.00%
735 Alarm system sounded due to malfunction	2	1.06%	\$0	0.00%
736 CO detector activation due to malfunction	8	4.27%	\$0	0.00%
740 Unintentional transmission of alarm, Other	1	0.53%	\$0	0.00%
743 Smoke detector activation, no fire -	3	1.60%	\$0	0.00%
744 Detector activation, no fire -	1	0.53%	\$0	0.00%
745 Alarm system activation, no fire -	8	4.27%	\$0	0.00%
746 Carbon monoxide detector activation, no CO	4	2.13%	\$0	0.00%
	<u>37</u>	<u>19.78%</u>	<u>\$0</u>	<u>0.00%</u>

Total Incident Count: 187

Total Est Loss:

\$122,800

City of North Ridgeville

Incident Type Report (Summary)

Alarm Date Between {01/01/2014} And {05/01/2014}

Incident Type	Count	Pct of Incidents	Total Est Loss	Pct of Losses
1 Fire				
111 Building fire	5	2.67%	\$25,000	20.35%
113 Cooking fire, confined to container	1	0.53%	\$800	0.65%
114 Chimney or flue fire, confined to chimney	1	0.53%	\$0	0.00%
116 Fuel burner/boiler malfunction, fire	1	0.53%	\$0	0.00%
131 Passenger vehicle fire	3	1.60%	\$35,000	28.50%
140 Natural vegetation fire, Other	1	0.53%	\$0	0.00%
142 Brush or brush-and-grass mixture fire	1	0.53%	\$0	0.00%
143 Grass fire	1	0.53%	\$0	0.00%
161 Outside storage fire	1	0.53%	\$50,000	40.71%
	<u>15</u>	<u>8.02%</u>	<u>\$110,800</u>	<u>90.22%</u>
2 Overpressure Rupture, Explosion, Overheat(no fire)				
251 Excessive heat, scorch burns with no	2	1.06%	\$0	0.00%
	<u>2</u>	<u>1.06%</u>	<u>\$0</u>	<u>0.00%</u>
3 Rescue & Emergency Medical Service Incident				
311 Medical assist, assist EMS crew	1	0.53%	\$0	0.00%
321 EMS call, excluding vehicle accident with	1	0.53%	\$0	0.00%
322 Motor vehicle accident with injuries	29	15.50%	\$0	0.00%
324 Motor Vehicle Accident with no injuries	17	9.09%	\$0	0.00%
	<u>48</u>	<u>25.66%</u>	<u>\$0</u>	<u>0.00%</u>
4 Hazardous Condition (No Fire)				
412 Gas leak (natural gas or LPG)	13	6.95%	\$0	0.00%
424 Carbon monoxide incident	2	1.06%	\$0	0.00%
442 Overheated motor	1	0.53%	\$0	0.00%
444 Power line down	5	2.67%	\$0	0.00%
445 Arcing, shorted electrical equipment	4	2.13%	\$0	0.00%
460 Accident, potential accident, Other	2	1.06%	\$0	0.00%
	<u>27</u>	<u>14.43%</u>	<u>\$0</u>	<u>0.00%</u>
5 Service Call				
500 Service Call, other	1	0.53%	\$0	0.00%
511 Lock-out	1	0.53%	\$0	0.00%
520 Water problem, Other	2	1.06%	\$0	0.00%
522 Water or steam leak	3	1.60%	\$12,000	9.77%
531 Smoke or odor removal	6	3.20%	\$0	0.00%
550 Public service assistance, Other	1	0.53%	\$0	0.00%
551 Assist police or other governmental agency	1	0.53%	\$0	0.00%

North Ridgeville Fire Department

North Ridgeville, OH

This report was generated on 2/5/2015 2:07:49 PM



Incident Type Count per Station for Date Range

Start Date: 05/02/2014 | End Date: 12/31/2014

INCIDENT TYPE	# INCIDENTS
Station: 1 - NRRFD STATION 1	
111 - Building fire	10
113 - Cooking fire, confined to container	5
114 - Chimney or flue fire, confined to chimney or flue	2
130 - Mobile property (vehicle) fire, other	1
131 - Passenger vehicle fire	3
142 - Brush or brush-and-grass mixture fire	1
150 - Outside rubbish fire, other	1
151 - Outside rubbish, trash or waste fire	2
154 - Dumpster or other outside trash receptacle fire	1
160 - Special outside fire, other	3
162 - Outside equipment fire	1
200 - Overpressure rupture, explosion, overheat other	1
251 - Excessive heat, scorch burns with no ignition	1
311 - Medical assist, assist EMS crew	5
320 - Emergency medical service, other	3
321 - EMS call, excluding vehicle accident with injury	898
322 - Motor vehicle accident with injuries	38
323 - Motor vehicle/pedestrian accident (MV Ped)	2
324 - Motor vehicle accident with no injuries.	9
363 - Swift water rescue	3
400 - Hazardous condition, other	1
410 - Combustible/flammable gas/liquid condition, other	1
411 - Gasoline or other flammable liquid spill	2
412 - Gas leak (natural gas or LPG)	17
413 - Oil or other combustible liquid spill	1
423 - Refrigeration leak	1
424 - Carbon monoxide incident	8
440 - Electrical wiring/equipment problem, other	3
441 - Heat from short circuit (wiring), defective/worn	1
442 - Overheated motor	2

Only REVIEWED incidents included.



INCIDENT TYPE	# INCIDENTS
444 - Power line down	21
445 - Arcing, shorted electrical equipment	11
461 - Building or structure weakened or collapsed	2
500 - Service Call, other	1
511 - Lock-out	1
520 - Water problem, other	2
522 - Water or steam leak	2
531 - Smoke or odor removal	3
550 - Public service assistance, other	2
551 - Assist police or other governmental agency	1
553 - Public service	2
561 - Unauthorized burning	26
600 - Good intent call, other	2
611 - Dispatched & cancelled en route	18
622 - No incident found on arrival at dispatch address	9
631 - Authorized controlled burning	3
650 - Steam, other gas mistaken for smoke, other	2
651 - Smoke scare, odor of smoke	2
671 - HazMat release investigation w/no HazMat	6
672 - Biological hazard investigation, none found	1
700 - False alarm or false call, other	3
730 - System malfunction, other	2
733 - Smoke detector activation due to malfunction	7
735 - Alarm system sounded due to malfunction	6
736 - CO detector activation due to malfunction	9
740 - Unintentional transmission of alarm, other	2
743 - Smoke detector activation, no fire - unintentional	2
744 - Detector activation, no fire - unintentional	2
745 - Alarm system activation, no fire - unintentional	6
746 - Carbon monoxide detector activation, no CO	2
800 - Severe weather or natural disaster, other	1
812 - Flood assessment	4
814 - Lightning strike (no fire)	1
911 - Citizen complaint	1

Incidents for 1 - NRRFD Station 1: 1192

Station: 2 - NRRFD STATION 2	
111 - Building fire	9

Only REVIEWED incidents included.



INCIDENT TYPE	# INCIDENTS
113 - Cooking fire, confined to container	2
121 - Fire in mobile home used as fixed residence	1
130 - Mobile property (vehicle) fire, other	1
131 - Passenger vehicle fire	1
140 - Natural vegetation fire, other	1
142 - Brush or brush-and-grass mixture fire	2
143 - Grass fire	1
162 - Outside equipment fire	1
170 - Cultivated vegetation, crop fire, other	2
221 - Overpressure rupture of air or gas pipe/pipeline	3
321 - EMS call, excluding vehicle accident with injury	345
322 - Motor vehicle accident with injuries	25
323 - Motor vehicle/pedestrian accident (MV Ped)	1
324 - Motor vehicle accident with no injuries.	8
356 - High-angle rescue	1
363 - Swift water rescue	4
412 - Gas leak (natural gas or LPG)	4
444 - Power line down	4
445 - Arcing, shorted electrical equipment	2
511 - Lock-out	1
551 - Assist police or other governmental agency	1
553 - Public service	3
561 - Unauthorized burning	2
611 - Dispatched & cancelled en route	19
622 - No incident found on arrival at dispatch address	5
651 - Smoke scare, odor of smoke	2
652 - Steam, vapor, fog or dust thought to be smoke	2
671 - HazMat release investigation w/no HazMat	1
710 - Malicious, mischievous false call, other	1
733 - Smoke detector activation due to malfunction	2
735 - Alarm system sounded due to malfunction	2
743 - Smoke detector activation, no fire - unintentional	4
745 - Alarm system activation, no fire - unintentional	2
812 - Flood assessment	1

Incidents for 2 - NRRD Station 2: 466

Only REVIEWED incidents included.



INCIDENT TYPE	# INCIDENTS
Station: AFD - AVON FIRE DEPARTMENT	
321 - EMS call, excluding vehicle accident with injury	2

Incidents for AFD - Avon Fire Department: 2

Station: EFD - ELYRIA FIRE DEPARTMENT	
611 - Dispatched & cancelled en route	1

Incidents for EFD - Elyria Fire Department: 1

Station: NO - NORTH OLMSTED FIRE DEPARTMENT	
321 - EMS call, excluding vehicle accident with injury	1

Incidents for NO - North Olmsted Fire Department: 1

Only REVIEWED incidents included.



EMERGENCY MEDICAL SERVICE

The North Ridgeville Fire Department provides emergency Advanced Life Support (ALS) and transport. The department currently has (34) state certified paramedics and (2) state certified Emergency Medical Technicians (EMTs). The department maintains (4) Medic units, of which (3) are staffed daily. Two of our Medic units have a staff of (3) and the backup Medic unit has a staff of (2).

PARAMEDIC CONTINUING EDUCATION

The department's paramedics must be certified every (3) years for the State of Ohio. The present requirements for recertification are that each paramedic receives 92 hours of continuing education over a three-year period. They must successfully complete and maintain current certifications through the American Heart Association (AHA) in Basic Life Support (BLS) and Advanced Cardiac Life Support (ACLS). Their studies include: defibrillation, cardiac monitoring, intubation, intravenous therapy, pharmacology, immobilization and other life sustaining skills. All of our continuing education is provided by the Weshare Rescue Organization which includes the Cleveland Clinic, University Hospitals, Avon Lake Fire Department, Westlake Fire Department, Rocky River Fire Department, Olmstead Township Fire Department, Bay Village Fire Department and North Ridgeville Fire Department. In 2014, Chief John C. Reese was chosen to be the Chairperson of Weshare for 2015 & 2016. Our fire department also encourages our members to maintain National Registry Certification which is an accreditation that requires our paramedics to complete even more continuing education.

EQUIPMENT

The fire department is constantly reevaluating our service and trying to keep with the latest technology and medical procedures. In 2014, the fire department received (2) Lucas Devices which are automated CPR machines. These machines perform textbook CPR on cardiac arrest patients and never need a break. By providing uniform and continuous CPR, the cardiac arrest patient has an increased chance of survival. We also are updating our monitor/defibrillators. Our current monitor/defibrillators have reached their life expectancy and the new monitors have technology that was not available to our patients in the past. This includes waveform capnography which helps our paramedics to better monitor patient breathing. The department is planning to purchase at least one more monitor/defibrillator and Lucas Device in 2015.

PARAMEDIC PROTOCOLS

The North Ridgeville Fire Department's Paramedic Program functions under the medical direction of Dr. Matthew K. Lashutka, MD of the Cleveland Clinic and the Weshare Rescue Organization.

The Weshare protocols are currently being updated and are continuously reevaluated and revised as needed. We must stay current with legal and medical changes in the standards of emergency care. Changes come about from quarterly meetings, training sessions, new technology and procedures and input from paramedics and emergency room personnel. When procedures or emergency medical equipment are found to be obsolete, they are retired and replaced with the latest procedures and state of the art equipment. This continuous monitoring of standards, laws, practices and equipment assures the best possible emergency medical care for the residents and visitors of North Ridgeville. In 2015, the department plans to start a self-assessment and possibly pursue accreditation for our emergency medical services.

LORAIN COUNTY TECHNICAL RESCUE TEAM



Lorain County Technical Rescue Team working at a 2014 trench rescue in Elyria

The North Ridgeville Fire Department is active with our neighboring communities in Lorain County to provide services that each city by itself cannot afford to invest the time and equipment necessary to provide adequate response. Through this partnership, the Lorain County Technical Rescue Team (LCTRT) was developed. The LCTRT has firefighters from several cities in Lorain County who are trained in rope rescue, trench rescue, confined space rescue, urban search and rescue, collapse rescue, hazardous materials and swift water rescue. The North Ridgeville Fire Department currently provides (2) members to the technical rescue team and (3) members to the hazardous materials team.

In February 2014, the LCTRT invited Firefighter Kevin Pocos to attend Urban Collapse Rescue training at Texas A & M's Disaster City. This training is world renowned and was paid for by the Ohio Region 2 Technical Rescue Team. Firefighter Pocos has been a member of the LCTRT for 3 years.

In July 2014, Firefighter Michael Williams was invited to attend a Crude Oil Freight Train Disaster Preparedness class in Pueblo, Colorado. The class was provided by and completely paid for by Norfolk Southern. Firefighter Williams has been a member of the Lorain County Hazardous Materials Team for 24 years.

APPARATUS



ENGINE 24 – Eone fire engine purchased in 2012 with FEMA grant money

LABEL	YEAR	MAKE	BODY TYPE	MILEAGE	E.R.D.*
Engine 22	2014	EOne	Fire Engine	0	2034
Engine 24	2011	EONE	Fire Engine	12,929	2031
Truck 23	2006	EOne	Ladder Truck	37,264	2026
Engine 21	1993	EOne	Fire Engine	48,521	2018**
Medic 26	2002	McKoy Miller	Ambulance	101,675	2014/Replaced
Medic 28	2004	McKoy Miller	Ambulance	130,169	2016
Medic 25	2009	Braun	Ambulance	86,382	2021
Medic 27	2011	Braun	Ambulance	55,834	2023
Car 20	2006	Ford	SUV	61,514	2018
Car 29	2006	Ford	SUV	60,647	2018
Car 31	2006	Ford	SUV	71,160	2017
Car 30	2008	Ford	Pickup Truck	14,986	2020
Utility	2000	GMC	Pickup Truck	Unknown	Eliminated
Buffalo	1931	Buffalo	Fire Engine	Unknown	NEVER

*E.R.D. is the Estimated Replacement Date

** The life expectancy of a fire engine is approximately 20 years. Engine 21 has been an above average piece of apparatus and is in great shape. It is currently the department's reserve apparatus.

In 2014, the fire department sold a 75' ladder truck that was 15 years old in order to streamline operations and purchase a new fire engine. The new engine was ordered and will be delivered the end of February 2015. Medic 26 was also replaced with the order of a new McKoy Miller medic unit which will be delivered the first part of April. There will be no replacements of apparatus in 2015.



REPORTING FROM APRIL 2014 TO JANUARY 2015

Up until this point in the *2014 North Ridgeville Fire Department Annual Report*, all data has been based on the entire year of 2014. In April, the fire department converted to new reporting software, so the data from this point forward will be from 04/01/2014 to 12/31/2014. These are the same charts and tables that are contained in our monthly reports, but these reflect the last 8 months of 2014 as a whole. Please excuse us for not having a full year worth of data in this format, but be assured that the annual report in 2015 will reflect the entire year. If there is anything you would like to know that is missing, you can find it in the monthly reports on the City's website on the fire department page.

- Chief John C. Reese

North Ridgeville Fire Department


North Ridgeville, OH

This report was generated on 2/5/2015 2:01:41 PM



Incidents by Shift for Date Range

Start Date: 04/01/2014 | End Date: 12/31/2014



SHIFT	# INCIDENTS
A Shift	550
Administration	3
B Shift	578
C Shift	585
TOTAL:	1716

Incidents with multiple EXPOSURES, with distinct stations, may create a slight difference between the report total and total number of actual incidents for the DATE RANGE provided. The totals reflect the # INCIDENTS each STATION was assigned. Only REVIEWED incidents included.



North Ridgeville Fire Department

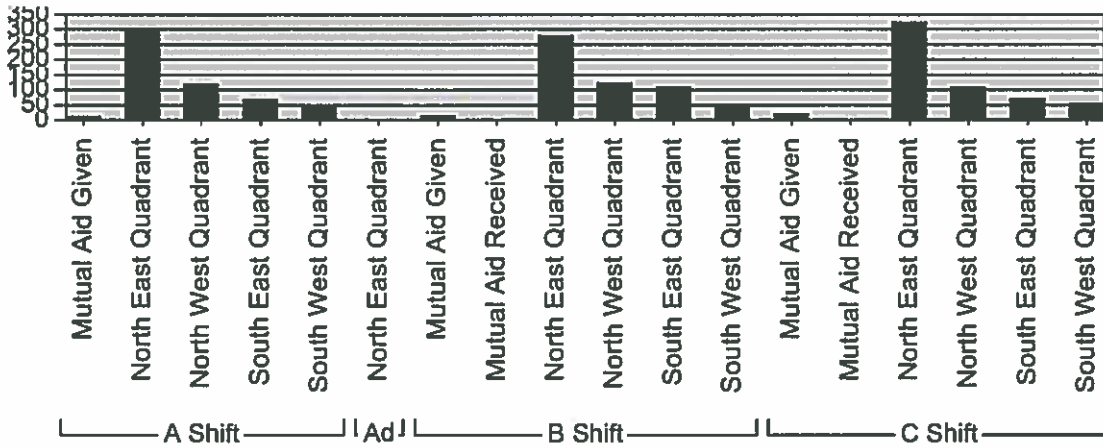
North Ridgeville, OH

This report was generated on 2/5/2015 2:03:16 PM



Incidents per Zone per Shift for Date Range

Start Date: 04/01/2014 | End Date: 12/31/2014



SHIFT	ZONE	# INCIDENTS
A Shift	Mutual Aid Given	15
	North East Quadrant	297
	North West Quadrant	121
	South East Quadrant	69
	South West Quadrant	48
Administration	North East Quadrant	3
B Shift	Mutual Aid Given	16
	Mutual Aid Received	1
	North East Quadrant	280
	North West Quadrant	124
	South East Quadrant	110
	South West Quadrant	47



SHIFT	ZONE	# INCIDENTS
C Shift	Mutual Aid Given	22
	Mutual Aid Received	1
	North East Quadrant	324
	North West Quadrant	111
	South East Quadrant	72
	South West Quadrant	55
	TOTAL:	1716



North Ridgeville Fire Department

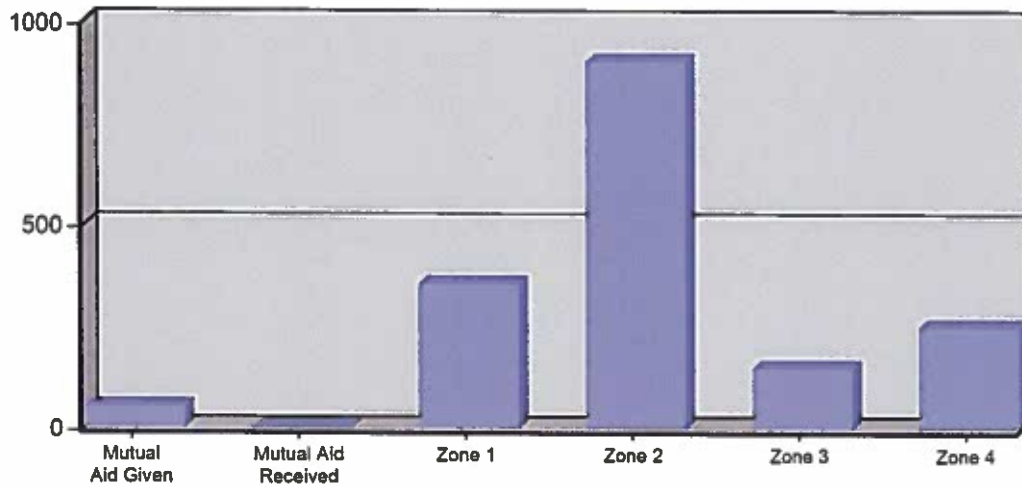
North Ridgeville, OH

This report was generated on 2/5/2015 2:10:25 PM



Incident Count per Zone for Date Range

Start Date: 04/01/2014 | End Date: 12/31/2014



ZONE	# INCIDENTS
Mutual Aid Given - Mutual Aid Given	53
Mutual Aid Received - Mutual Aid Received	2
Zone 1 - North West Quadrant	356
Zone 2 - North East Quadrant	904
Zone 3 - South West Quadrant	150
Zone 4 - South East Quadrant	251
TOTAL:	1716

Zone information is defined on the Basic Info 3 screen of an incident. Only REVIEWED incidents included.

North Ridgeville Fire Department

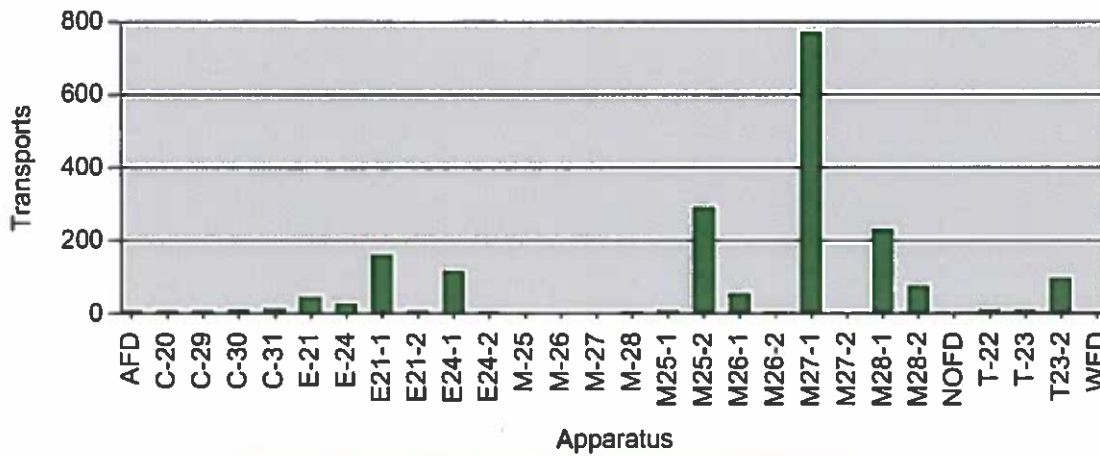
North Ridgeville, OH

This report was generated on 2/5/2015 2:12:03 PM



Incident Count per Apparatus for Date Range

Start Date: 04/01/2014 | End Date: 12/31/2014



APPARATUS	# of INCIDENTS
AFD	9
C-20	9
C-29	9
C-30	11
C-31	14
E-21	46
E-24	28
E21-1	161
E21-2	9
E24-1	117
E24-2	6
M-25	5
M-26	1
M-27	3
M-28	6
M25-1	9
M25-2	292
M26-1	55
M26-2	6

Cancelled apparatus (per the THIS APPARATUS WAS CANCELLED checkbox on Basic Info 4) not included. Only REVIEWED incidents included.

APPARATUS	# of INCIDENTS
M27-1	770
M27-2	3
M28-1	231
M28-2	75
NOFD	3
T-22	11
T-23	10
T23-2	97
WFD	3

Cancelled apparatus (per the THIS APPARATUS WAS CANCELLED checkbox on Basic Info 4) not included. Only REVIEWED incidents included.

North Ridgeville Fire Department

North Ridgeville, OH

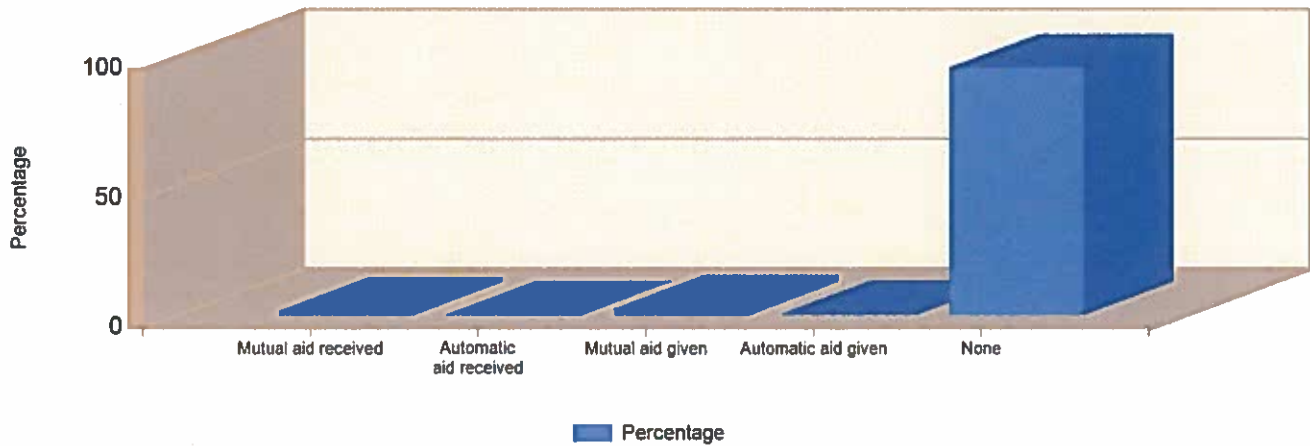
This report was generated on 2/5/2015 2:13:56 PM



Count of Aid Given and Received for Incidents for Date Range

Start Date: 04/01/2014 | End Date: 12/31/2014

Percentage of Aid Type



AID TYPE	TOTAL	% of TOTAL
Mutual aid received	25	1.5%
Automatic aid received	4	0.2%
Mutual aid given	42	2.4%
Automatic aid given	7	0.4%
None	1638	95.5%

Only REVIEWED incidents included

North Ridgeville Fire Department

North Ridgeville, OH

This report was generated on 2/5/2015 2:15:06 PM



Incidents Per Personnel and Apparatus for Date Range

Start Date: 04/01/2014 | End Date: 12/31/2014

Personnel	AFD-Squad	C-20-Asst. Chief Car	C-29-Chief's Car	C-30-PIU TRUCK	C-31-Asst. Chief Car	E21-1-Engine 21	E21-2-Engine 21	E-21-Engine 21	E24-1-Engine 24	E24-2-Engine 24	E-24-Engine 24	M25-1-Medic 25	M25-2-Medic 25	M-25-Medic 25	M26-1-Medic 26	M26-2-Medic 26	M-26-Medic 26	M27-1-Medic 27	
Administrator, North Ridgeville Fire Department	1																		
Bement, Joshua						20	6	3	5				26			1			36
Bement, Scott		9	2										1						2
Buescher, David						13	1		3	1	5		10		12	1			62
Carbone, Mark				1		10		4	4	2	2		38		2				38
Castle, Andy						16	2	4	2	4		1	41		2				23
Chase, Gary				1		3			4		1		37						16
Chrosniak, Jason									22						3	1			201
Cominsky, Mark						7		6	9		1	4	21	1	2				77
Conte, Ralph						8		8	3				46		4		1		17
Cook, Stephen				2		2	2	4	16	1	6		66						77
Eberling, Colt						3	2	11	1		4		81						19
Federan, Christopher				4		19		14	23				2		2				148
Foster, William						27		2	15		5		41		5	1			46
Gavlak, Joseph				1		20		12	16						3				64
Gerbasi, Gabriel						8		2	13		3	3			11	1	2		111
Graf, Jonathan					18														
Knowlton, Richard						1		1	11	2	2		30		3	2			98
Knowlton, Robert						4	1		2	1	5	5	55						19
Kotar, Anthony			1	2		10		1	23				1		11				130
Laborie, Gregory							1	3	10		10		65	4		1			85
Lindner, Timothy				1		29	2	3	6				15		9	3	2		28
Mason, Jeremy						14	3	4	6	1			23		1				41
Mutual Aid, Squad Crew	2																		
Pitts, Michael				2		8	1		2	1	6		52		6	1			23
Pocos, Kevin						14	1	3	8	1	7		34	2					58
Reese, John			9																2
Rogers, Daniel				3		16		1	16		5		13	3	11	1			80

Incidents Per Personnel and Apparatus for Date Range on reviewed cases

M27-2-Medic 27	M-27-Medic 27	M28-1-Medic 28	M28-2-Medic 28	M-28-Medic 28	T-22-Truck 22	T23-2-Truck 23	T-23-Truck 23	WFB-Squad	Totals
									1
1		28	23	2	1	13			165
		2							16
		26				5			139
1		25		1	2	17			147
		27	20		3	6	1		152
		8	1			20			91
		4							231
		13	6			15	2		164
		16	3	4	2	26	3		141
		4	7	1	1	24			213
		4	13	1		36	2		177
1	1	27		1	2				244
		25	6			7	1		181
	1	34		1	1		2		155
1	2	23	2			2			184
									18
		3	5			8			166
		3	26			23			144
		20			5	1			205
1		1	13	1		31			226
1	2	28				7			136
1		25	21		3	17			160
								1	3
		9	1			8			120
	1	25	9		2	7	2		174
									11
		20		1		8			178

Incidents Per Personnel and Apparatus for Date Range on reviewed cases

Sadowski, Paul					5		4	26									158
Schuler, Ronald								10	4	4	3	50		1			88
Shear, Alexander			1		15		8	35				2		8	1	1	145
Silvi, Justin					17	2		16	1	5		5		3			137
Stearns, Korey					25	1	2	15	1	14		12	3	4			58
Strahinic, Kirt					14		7	9	4		3	30		7	1		58
Sweeny, Brian			1		14		8	13			4	56		7			68
Uhnak, Michael			2		4		3	25						1			93
Warner, Chad						5	2	5		2	2	46					43
Williams, Michael					26		4	10		2	5	36	1	5			32

		10			1		2		206
	1	1	10		4	13			189
		20			1	3	3		243
	1	24	22		4	5			242
		35	13	1		7			191
		13	12		1	13			172
	1	13	1	1		13	3		203
		11		1	2				142
		3	16		3	24			151
		19	1		4	9			154

Incidents Per Personnel and Apparatus for Date Range on reviewed cases



emergencyreporting.com

Doc Id: 1399

Page # 4

North Ridgeville Fire Department

North Ridgeville, OH

This report was generated on 2/5/2015 2:17:02 PM




Total Manhours per Activity Code for Date Range

StartDate: 04/01/2014 | EndDate: 12/31/2014

ACTIVITY CODE	# DAYBOOK ITEMS	# PEOPLE	HOURS	MANHOURS	% TOTAL TIME
Apparatus Checks - Apparatus Check, Routine	408	1531	488.59	2083.78	19.71%
BP Check - Hypertension Screening - Walk In	1	1	22.93	22.93	0.22%
Building Maintenance - Building Maintenance	121	364	244.90	745.08	7.05%
Company EMS Training - Company EMS Training	51	208	100.19	380.57	3.60%
Company Fire Training - Company Fire Training	87	366	218.14	975.21	9.23%
Company Inspection - Company Inspection	16	62	21.28	83.28	0.79%
Daily Station Cleaning - Assigned Daily Duties	254	816	317.50	1091.51	10.33%
Departmental Event - Departmental Event	44	142	124.27	312.74	2.96%
EMS Charts-Run Reports - EMS Charts Run Report Entry	150	228	184.95	308.08	2.91%
Fuel Apparatus - Fuel Apparatus	45	110	8.98	24.17	0.23%
Hydrant Testing - Hydrant Testing	20	55	43.81	114.93	1.09%
Lawn/Outside Maintenance - Lawns mowed and trimmed	2	7	3.50	13.00	0.12%
Lock Box Install - Lock Box Install	15	31	13.54	28.33	0.27%
Medical Supply Inventory - Medical Supply Inventory	10	27	5.97	14.81	0.14%
Medical Supply Order - Medical Supply Order	3	3	0.75	0.75	0.01%



ACTIVITY CODE	# DAYBOOK ITEMS	# PEOPLE	HOURS	MANHOURS	% TOTAL TIME
Monthly Reports - Monthly Reports	1	1	0.50	0.50	0.00%
Morning Cleanup - Morning Cleanup	286	1074	599.30	2335.67	22.10%
Officer Mtg - Officer Meeting	8	18	9.75	27.25	0.26%
Officer Paperwork - Officer Paperwork/Journal Completed	434	450	795.54	805.37	7.62%
Physical Fitness - Physical Fitness	135	203	197.69	294.18	2.78%
Physicals - Physical/Drug testing	8	12	17.27	29.60	0.28%
Post Fire Vehicle Inventory - Post Fire Vehicle Inventory	5	13	5.93	15.86	0.15%
Public Assist Detail - Public Assist Detail	9	17	10.16	19.82	0.19%
Public Education Classes - Public Education Classes	1	1	5.00	5.00	0.05%
Public Event - Public Event	9	27	20.00	61.00	0.58%
Shift Mtg - Shift Meeting	20	98	23.33	104.49	0.99%
Station Tour - Station Tour	4	11	3.50	10.00	0.09%
Union Mtg - Union Meeting	4	13	5.50	16.50	0.16%
Vehicle Change out Inventory - Vehicle Change out Inventory	25	70	21.13	57.31	0.54%
Vehicle Fluid Checks - Checked Apparatus Fluid Levels	45	131	58.25	149.66	1.42%
Vehicle Maintenance - Vehicle Maintenance	115	340	122.73	356.02	3.37%
Vendor Meeting - Vendor Meeting	3	4	3.58	5.66	0.05%
WESHARE Training - Weshare Training	10	35	22.25	77.25	0.73%
TOTAL	2349	6469	3720.71	10570.31	



North Ridgeville Fire Department

North Ridgeville, OH

This report was generated on 2/5/2015 2:20:25 PM



Average Response Time for Agency for Date Range

Start Date: 04/01/2014 | End Date: 12/31/2014

AGENCY	AVERAGE RESPONSE TIME MM:SS (Dispatch to Arrived)
North Ridgeville Fire Department	6:00

Only REVIEWED incidents included

North Ridgeville Fire Department

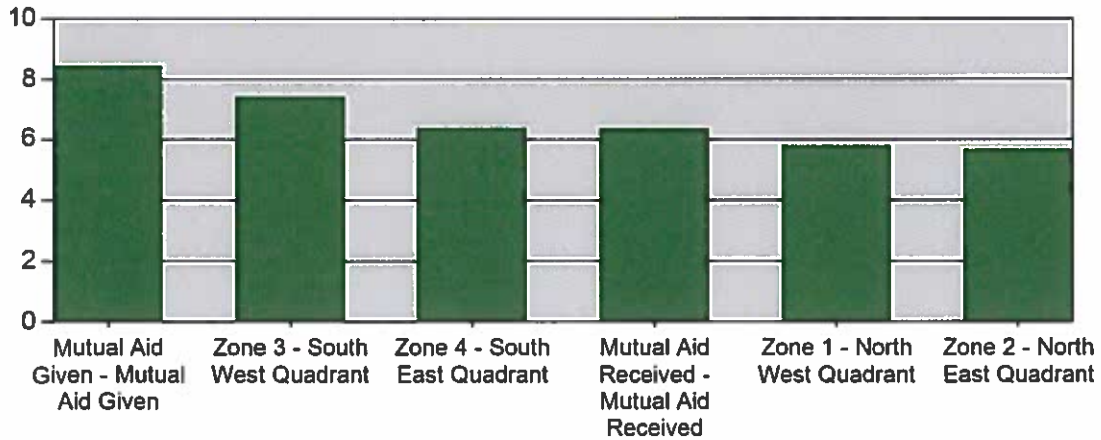
North Ridgeville, OH

This report was generated on 2/5/2015 2:24:47 PM



Average Response Time per Zone for Date Range

Start Date: 04/01/2014 | End Date: 12/31/2014



Zone	AVERAGE RESPONSE TIME in minutes (Dispatch to Arrived)
Mutual Aid Given - Mutual Aid Given	8.42
Zone 3 - South West Quadrant	7.43
Zone 4 - South East Quadrant	6.39
Mutual Aid Received - Mutual Aid Received	6.37
Zone 1 - North West Quadrant	5.82
Zone 2 - North East Quadrant	5.68

Only REVIEWED incidents included



North Ridgeville Fire Department

North Ridgeville, OH

This report was generated on 2/5/2015 2:36:21 PM



Patient Transport Count per Destination for Date Range

Start Date: 04/01/2014 | End Date: 12/31/2014

HOSPITAL DESTINATION	# TRANSPORTS
Avon Richard E. Jacobs Health Center	5
Cleveland Clinic - Fairview Hospital	15
Cleveland Clinic Main Campus	1
Cleveland Clinic- Lakewood Hospital	2
UH Elyria Avon Health Campus	2
UH Elyria Medical Center	97
UH Southwest General Health Center	1
UH St. John Medical Center	217

Only REVIEWED incidents included