

## **PARKS AND RECREATION COMMISSION**

Day: Wednesday  
Date: February 22, 2017  
Time: 7:30PM  
Location: Senior Center Multi-Purpose Room

## **AGENDA**

- I. MEETING CALLED TO ORDER
- II. PLEDGE OF ALLEGIANCE
- III. ROLL CALL
- IV. FINALIZATION OF AGENDA
- V. APPROVAL OF MINUTES
- VI. LOBBY
- VII. REPORTS
  - A. COUNCIL LIAISONS REPORT
  - B. SCHOOL BOARD LIAISONS REPORT
  - C. FINANCIAL REPORT
  - D. DIRECTORS REPORT
  - E. PROGRAM SUPERVISOR REPORT
  - F. GROUNDS MAINTENANCE REPORT
- VIII. OLD BUSINESS
- IX. NEW BUSINESS
- X. ADJOURNMENT

**PARKS AND RECREATION COMMISSION**

MINUTES OF REGULAR MEETING: January 25, 2016

The meeting was called to order at the North Ridgeville Senior Center by Chairman Chris Turay at 7:30p.m.

***ROLL CALL:***

Bruce Abens, Cathy Ebenschweller, Chris Turay, Ben Gommel, and Parks and Recreation Director Kevin Fougrousse

Kelly McCarthy – Unexcused Absence

***FINALIZATION OF AGENDA:***

Motion by Gommel, 2<sup>nd</sup> by Ebenschweller

4- Yes, 0 - No

***ELECTION OF OFFICERS:***

Board Member Gommel nominated Chris Turay as Chairman, with a 2<sup>nd</sup> by Ebenschweller. Current Chairman Turay accepted his nomination and was voted in for a new 1 year term as Chairman.

Motion by Gommel, 2<sup>nd</sup> by Ebenschweller

4 – Yes, 0 – No

Board Member Turay nominated Cathy Ebenschweller for Vice Chairman and 2<sup>nd</sup> by Chairman Gommel. Vice Chairman Ebenschweller accepted her nomination and was voted in for a new 1 year term as Vice Chairman.

Motion by Turay, 2<sup>nd</sup> by Gommel

4 – Yes, 0 - No

***APPROVAL OF MINUTES:***

Approval of minutes from the December 7<sup>th</sup>, 2016 meeting.

Motion by Ebenschweller, 2<sup>nd</sup> by Gommel for approval of minutes from December 7<sup>th</sup>, 2016.

4 – Yes, 0 - No

***LOBBY:***

None

**REPORTS:**

**COUNCIL LIAISONS REPORT:**

Councilman Bruce Abens reported that the city hired a new Auditor by the name of Jeffrey Wilcheck. Finance Committee Meetings will be February 28-March 2. We are updating our ordinances as they pertain to the state regarding the new marijuana laws. Council voted to put a memorandum related to businesses for 6 months. Councilman Abens stated he received calls and emails regarding the outdoor family aquatic center.

**SCHOOL BOARD LIAISONS REPORT:**

No report by Kelly McCarthy due to her absence.

**FINANCIAL REPORT:**

Parks and Recreation Director Kevin Fougousse discussed the revenues and expenses. Trust Fund revenue for Fiscal Year 2016 was \$190,997.01. Trust Fund statement of cash through 2016 was \$207,456.19. The Park and Recreation Improvement Fund for Fiscal year 2016 brought in \$51,178.60. The Park and Recreation Improvement Fund statement of cash through 2016 was \$196,410.96. Trust Fund expenses 2016 were \$160,739.63 and our General Fund expenses were \$267,026.07.

**DIRECTORS REPORT:**

Parks & Recreation Department is finalizing our 2017 budget. A preliminary budget will be shared with the commission once it is completed.

**PROGRAM SUPERVISOR REPORT:**

The Daddy Daughter Dance is on February 11 and the dance is full with 81 couples (162 individuals). Tumble Bugs is 2-3 year olds and Rumble, Tumble Bugs is for kids 4-6 year olds. Both programs are full. Cardio Bootcamp another new program has 09 pre-registered for Session I. Our Baseball-Softball Program started taking registration on January 2. A late fee of \$10 takes affect after March 3. Our tots t-ball program is for 3 year olds. It is instructional and runs for 5 weeks. Ballroom Basics is another new program, and begins on February 6.

**GROUNDS MAINTENANCE REPORT:**

Parks and Recreation Director Fougousse reported on behalf of Grounds Maintenance Supervisor Gary Teel. Parks & Recreation Director Fougousse reported that grounds maintenance staff installed new LED lighting through South Central Park. They installed new picnic tables in Pavilion 1. The playground received new rubberized mulch, mats for swings & slides, and new tire swing. All this was paid for by the Lorain County Solid Waste Grant.

**OLD BUSINESS:**

No old business

**NEW BUSINESS:**

**ADJOURNMENT:** Meeting adjourned at 8:05 p.m.



**TRUST FUND REVENUE:**

Month	2016 Fiscal Year	2017 Fiscal Year	Difference + / -
January	\$13,562.43	\$17,609.44	( + ) \$4,047.01

\*unencumbered balance at the end of January: \$202,922.06

**PARK AND RECREATION IMPROVEMENT FUND REVENUE:**

Month	2016 Fiscal Year	2017 Fiscal Year	Difference + / -
January	\$2,540.10	\$1,000.00	( - ) \$1,540.10

\*unencumbered balance at the end of January: \$197,410.96

**TRUST FUND EXPENSES:**

Month	2016 Fiscal Year	2017 Fiscal Year
January	\$6,722.38	\$1,565.13

**GENERAL FUND EXPENSES:**

Month	2016 Fiscal Year	2017 Fiscal Year
January	\$18,793.73	\$16,657.58

Detailed financial reports enclosed in parks & recreation commission packet.

**DIRECTORS REPORT:**

**2017 Preliminary Department Budget:** I have enclosed the Parks & Recreation department budget for 2017.

**2017 Parks & Recreation Annual Report:** Enclosed is the Parks & Recreation Department 2016 Annual Report.

**PROGRAM REPORT:**

**Program Name:** Kid's Yoga Workshop

**Date:** 02.11.2017

**Ages:** 8-11

**Enrollment:** 03

**Description:**

Developed just for kids, Gail Johnson offers a yoga workshop that introduces children to a fun and meaningful practice that reduces stress, increases confidence and coordination, enhances flexibility and body awareness. Yoga poses, meditation, and breath work are simple, yet have long lasting effects on the body.

**Program Name:** Big Magic

**Date:** 6-12 year olds

**Date:** March 4 – March 25

**Time:** 9:00-10:00AM

**Location:** Safetyville Building

**Current Enrollment:** 06 (as of: 02.15.2017)

**Description:**

Is your child an aspiring magician? Is he or she fascinated by magic tricks? If so, The Magic Man will teach your child the fundamentals of what it takes to be a magician and impress the crowd.

**Program Name:** Daddy – Daughter Dance

**Ages:** K – 5<sup>TH</sup> grade

**Date:** February 11

**Time:** 7:00-9:00PM

**Location:** NR Middle School

**Enrollment:** 83 couples

**Description:**

The Daddy Daughter Dance had 83 couples in attendance and registration ended with 39 couples still on the wait list (compared to 22 last year). Participants were given a complimentary 4x6 photo courtesy of Visual Sports Photography. Each child received a carnation and each participant was served dinner which consisted of chicken, mac & cheese, jo jo's, & a dinner roll (purchased at Giant Eagle). Our DJ, Jim Rio with Music Connection did an excellent job. There was not a moment that the dance floor was not full!

**Program Name:** Silhouetting Try The Cameo Before You Buy It

**Instructor:** Barbara Foster

**Date:** February 8

**Time:** 6:00-9:00PM

**Location:** Community Cabin

**Enrollment:** 03

**Description:**

Have you heard of a Silhouette Cameo? It is a personal cutting machine which transforms designs, whether pre-made or created by you, into beautiful crafts through the use of the powerful Silhouette Studio software. Come and see what the software and Cameo can do. Bring your laptop loaded with the FREE software (optional, but best) to practice using it. Watch the Cameo in action and complete three basic projects.

**Program Name:** Top 10 Medicaid Planning Mistakes

**Instructor:** Candace Pollock

**Date:** February 13

**Time:** 6:30-8:30PM

**Location:** City Hall Council Chambers

**Enrollment:** 05

**Description:**

Most strategies about conserving an applicant's resources under Medicaid rules involve the nature, amounts and timing of expenditures of the applicant's resources or the timing of the application itself. This workshop covers the top 10 mistakes families make regarding Medicaid and the long-term care issues. It explains terminology, important dates and strategies authorized under Ohio Medicaid rules, including the myths about the new Medicaid laws.

**Program Name:** Winning The Battle Against Joint Pain & Arthritis

**Instructor:** Dr. Bryan Ruocco

**Date:** February 22

**Time:** 7:15-9:00PM

**Location:** Community Cabin

**Enrollment:** 11

**Description:**

If arthritis and other joint problems are slowing you down, help may be easier than you think. If you suffer with arthritis, hip pain, joint stiffness and limited joint movement you can learn about the most commonly missed natural options that are available to you. Dr. Bryan Ruocco, DC, will be hosting a FREE informational seminar about joint pain and arthritis and what simple non-invasive options you have to improving joint function and helping rid your pain.

# City of North Ridgeville Revenue Report

Accounts: 275.000.000000 to 280.385.610202  
As Of: 1/1/2017 to 1/31/2017

Include Inactive Accounts: No

Account	Description	Budget	MTD Revenue	YTD Revenue	Uncollected	% Collected
<b>275</b>	<b>PARK &amp; RECREATION TRUST</b>			<b>Target Percent:</b>	<b>8.33%</b>	
<b>DEPT: 000</b>						
275.000.000000	PARK & REC TRUST FUND	\$0.00	\$0.00	\$0.00	\$0.00	N/A
275.000.400110	GRANT PROCEEDS	\$0.00	\$0.00	\$0.00	\$0.00	N/A
275.000.500547	CHARGES FOR SERVICES	\$165,000.00	\$17,609.44	\$17,609.44	\$147,390.56	10.67%
275.000.500556	CONCESSION SALES	\$20,000.00	\$0.00	\$0.00	\$20,000.00	0.00%
275.000.700110	INTEREST INCOME	\$1,000.00	\$0.00	\$0.00	\$1,000.00	0.00%
275.000.800892	OTHER REVENUE	\$0.00	\$0.00	\$0.00	\$0.00	N/A
	<b>DEPT: 000 Totals:</b>	<b>\$186,000.00</b>	<b>\$17,609.44</b>	<b>\$17,609.44</b>	<b>\$168,390.56</b>	<b>9.47%</b>
<b>275 Total:</b>		<b>\$186,000.00</b>	<b>\$17,609.44</b>	<b>\$17,609.44</b>	<b>\$168,390.56</b>	<b>9.47%</b>
<b>280</b>	<b>PARK &amp; RECREATION IMPROVEMENT</b>			<b>Target Percent:</b>	<b>8.33%</b>	
<b>DEPT: 000</b>						
280.000.000000	PARK & REC IMP FUND	\$0.00	\$0.00	\$0.00	\$0.00	N/A
280.000.422130	P & R TRAIL GRANT PROCEEDS	\$0.00	\$0.00	\$0.00	\$0.00	N/A
280.000.620250	BUILDING FEES	\$50,000.00	\$1,000.00	\$1,000.00	\$49,000.00	2.00%
280.000.700110	INTEREST INCOME	\$1,000.00	\$0.00	\$0.00	\$1,000.00	0.00%
280.000.800892	OTHER REVENUE	\$0.00	\$0.00	\$0.00	\$0.00	N/A
	<b>DEPT: 000 Totals:</b>	<b>\$51,000.00</b>	<b>\$1,000.00</b>	<b>\$1,000.00</b>	<b>\$50,000.00</b>	<b>1.96%</b>
<b>280 Total:</b>		<b>\$51,000.00</b>	<b>\$1,000.00</b>	<b>\$1,000.00</b>	<b>\$50,000.00</b>	<b>1.96%</b>
<b>Grand Total:</b>		<b>\$237,000.00</b>	<b>\$18,609.44</b>	<b>\$18,609.44</b>	<b>\$218,390.56</b>	<b>7.85%</b>
				<b>Target Percent:</b>	<b>8.33%</b>	

## City of North Ridgeville Statement of Cash Position

From: 1/1/2017 to 1/31/2017

Funds: 275 to 280

Include Inactive Accounts: No

Fund	Description	Beginning Balance	Net Revenue YTD	Net Expenses YTD	Increases, Other YTD	Decreases, Other YTD	Unexpended Balance	Encumbrance YTD	Ending Balance
275	PARK & RECREATION TRU	\$229,584.46	\$17,609.44	\$1,565.13	\$0.00	\$0.00	\$245,628.77	\$42,706.71	\$202,922.06
280	PARK & RECREATION IMP	\$196,410.96	\$1,000.00	\$0.00	\$0.00	\$0.00	\$197,410.96	\$0.00	\$197,410.96
<b>Grand Total:</b>		<b>\$425,995.42</b>	<b>\$18,609.44</b>	<b>\$1,565.13</b>	<b>\$0.00</b>	<b>\$0.00</b>	<b>\$443,039.73</b>	<b>\$42,706.71</b>	<b>\$400,333.02</b>

**Expense Report**  
**As Of: 1/1/2017 to 1/31/2017**

Account	Description	Budget	MTD Expense	YTD Expense	UnExp. Balance	Encumbrance	Unenc. Balance	% Used
101.182.330190	OTHER PROFESSIONAL SV	\$0.00	\$0.00	\$0.00	\$0.00	\$0.00	\$0.00	N/A
101.182.350455	CUSTODIAL	\$8,475.35	\$611.50	\$611.50	\$7,863.85	\$7,817.35	\$46.50	99.45%
101.182.350800	IT LICENSES & SUPPORT	\$0.00	\$0.00	\$0.00	\$0.00	\$0.00	\$0.00	N/A
101.182.400030	EQUIPMENT LEASING	\$2,300.00	\$0.00	\$0.00	\$2,300.00	\$2,275.44	\$24.56	98.93%
101.182.400031	MAINT/SVC AGREEMENTS	\$800.00	\$0.00	\$0.00	\$800.00	\$736.80	\$63.20	92.10%
101.182.400050	EQUIPMENT OUTLAY	\$0.00	\$0.00	\$0.00	\$0.00	\$0.00	\$0.00	N/A
	<b>SENIOR CITIZENS Totals:</b>	<b>\$143,570.05</b>	<b>\$22,416.10</b>	<b>\$22,416.10</b>	<b>\$121,153.95</b>	<b>\$33,137.63</b>	<b>\$88,016.32</b>	<b>38.69%</b>
<b>PARK &amp; RECREATION</b>								
101.185.000000	PARK & RECREATION	\$0.00	\$0.00	\$0.00	\$0.00	\$0.00	\$0.00	N/A
101.185.100101	WAGES-SUPER	\$17,590.00	\$4,067.84	\$4,067.84	\$13,522.16	\$0.00	\$13,522.16	23.13%
101.185.100102	WAGES-STAFF	\$23,120.00	\$5,375.91	\$5,375.91	\$17,744.09	\$0.00	\$17,744.09	23.25%
101.185.100111	INCENTIVE PAY	\$0.00	\$0.00	\$0.00	\$0.00	\$0.00	\$0.00	N/A
101.185.100117	RETIREE/SEPARATION	\$0.00	\$0.00	\$0.00	\$0.00	\$0.00	\$0.00	N/A
101.185.100120	OVERTIME	\$6,000.00	\$1,278.85	\$1,278.85	\$4,721.15	\$0.00	\$4,721.15	21.31%
101.185.100127	CT CASH OUT	\$0.00	\$0.00	\$0.00	\$0.00	\$0.00	\$0.00	N/A
101.185.100128	COMP ABSENCES	\$0.00	\$0.00	\$0.00	\$0.00	\$0.00	\$0.00	N/A
101.185.100130	LONGEVITY	\$1,100.00	\$0.00	\$0.00	\$1,100.00	\$0.00	\$1,100.00	0.00%
101.185.100190	OTHER COMP	\$0.00	\$0.00	\$0.00	\$0.00	\$0.00	\$0.00	N/A
101.185.120125	EMPLOYEE BENEFITS	\$22,730.00	\$154.03	\$154.03	\$22,575.97	\$0.00	\$22,575.97	0.68%
101.185.120155	RETIREMENT	\$8,550.00	\$1,658.72	\$1,658.72	\$6,891.28	\$0.00	\$6,891.28	19.40%
101.185.130100	MEMBERSHIP/EDUCATION	\$300.00	\$0.00	\$0.00	\$300.00	\$0.00	\$300.00	0.00%
101.185.130120	TRAVEL/TRANSPORTATION	\$390.00	\$0.00	\$0.00	\$390.00	\$90.00	\$300.00	23.08%
101.185.210100	OFFICE SUPPLIES	\$3,500.00	\$0.00	\$0.00	\$3,500.00	\$0.00	\$3,500.00	0.00%
101.185.215100	OPERATING SUPPLIES	\$166.27	\$0.00	\$0.00	\$166.27	\$166.27	\$0.00	100.00%
101.185.215240	FUEL	\$800.00	\$0.00	\$0.00	\$800.00	\$800.00	\$0.00	100.00%
101.185.215247	MOTOR VEHICLE PARTS / S	\$0.00	\$0.00	\$0.00	\$0.00	\$0.00	\$0.00	N/A
101.185.215270	SMALL TOOLS / EQUIPMEN	\$0.00	\$0.00	\$0.00	\$0.00	\$0.00	\$0.00	N/A
101.185.215290	OTHER OPERATING SUPPL	\$0.00	\$0.00	\$0.00	\$0.00	\$0.00	\$0.00	N/A
101.185.220100	FACILITIES MAINTENANCE	\$1,383.24	\$265.00	\$265.00	\$1,118.24	\$1,118.24	\$0.00	100.00%
101.185.220200	EQUIP MAINT / REPAIRS	\$0.00	\$0.00	\$0.00	\$0.00	\$0.00	\$0.00	N/A
101.185.310100	UTILITIES	\$4,388.30	\$1,266.06	\$1,266.06	\$3,122.24	\$1,681.93	\$1,440.31	67.18%
101.185.310110	ELECTRIC	\$12,100.00	\$0.00	\$0.00	\$12,100.00	\$12,070.00	\$30.00	99.75%
101.185.310120	WATER / SEWER	\$0.00	\$0.00	\$0.00	\$0.00	\$0.00	\$0.00	N/A
101.185.310130	NATURAL GAS / OIL	\$1,500.00	\$0.00	\$0.00	\$1,500.00	\$1,500.00	\$0.00	100.00%
101.185.310190	OTHER UTILITIES	\$0.00	\$0.00	\$0.00	\$0.00	\$0.00	\$0.00	N/A
101.185.315100	COMMUNICATIONS	\$3,150.05	\$173.86	\$173.86	\$2,976.19	\$726.19	\$2,250.00	28.57%
101.185.315110	PHONE	\$0.00	\$0.00	\$0.00	\$0.00	\$0.00	\$0.00	N/A
101.185.315120	CELLULAR PHONE / DATA	\$2,300.00	\$0.00	\$0.00	\$2,300.00	\$2,202.00	\$98.00	95.74%
101.185.315130	NETWORK / INTERNET / CA	\$700.00	\$0.00	\$0.00	\$700.00	\$660.00	\$40.00	94.29%
101.185.315140	ELECT MEDIA SUBSCRIPTI	\$0.00	\$0.00	\$0.00	\$0.00	\$0.00	\$0.00	N/A
101.185.315190	OTHER COMMUNICATIONS	\$0.00	\$0.00	\$0.00	\$0.00	\$0.00	\$0.00	N/A
101.185.330100	PROFESSIONAL SERVICE	\$0.00	\$0.00	\$0.00	\$0.00	\$0.00	\$0.00	N/A
101.185.330110	ACCOUNTING / AUDITING	\$0.00	\$0.00	\$0.00	\$0.00	\$0.00	\$0.00	N/A
101.185.330120	LEGAL SERVICES	\$0.00	\$0.00	\$0.00	\$0.00	\$0.00	\$0.00	N/A
101.185.330130	ENGINEERING SERVICES	\$0.00	\$0.00	\$0.00	\$0.00	\$0.00	\$0.00	N/A
101.185.330140	PLANNING / DEVELOPMEN	\$0.00	\$0.00	\$0.00	\$0.00	\$0.00	\$0.00	N/A



**Expense Report**

**As Of: 1/1/2017 to 1/31/2017**

Account	Description	Budget	MTD Expense	YTD Expense	UnExp. Balance	Encumbrance	Unenc. Balance	% Used
101.185.330150	TAX COLLECTION	\$0.00	\$0.00	\$0.00	\$0.00	\$0.00	\$0.00	N/A
101.185.330160	INFORMATION TECHNOLO	\$0.00	\$0.00	\$0.00	\$0.00	\$0.00	\$0.00	N/A
101.185.330190	OTHER COMMUNICATIONS	\$0.00	\$0.00	\$0.00	\$0.00	\$0.00	\$0.00	N/A
101.185.340100	INSURANCE	\$300.00	\$0.00	\$0.00	\$300.00	\$0.00	\$300.00	0.00%
101.185.350220	CONTRACT SERVICES	\$0.00	\$0.00	\$0.00	\$0.00	\$0.00	\$0.00	N/A
101.185.350455	CUSTODIAL	\$21,874.80	\$1,669.81	\$1,669.81	\$20,204.99	\$20,204.99	\$0.00	100.00%
101.185.350800	IT LICENSES & SUPPORT	\$0.00	\$0.00	\$0.00	\$0.00	\$0.00	\$0.00	N/A
101.185.400030	EQUIPMENT LEASING	\$2,400.00	\$0.00	\$0.00	\$2,400.00	\$2,315.52	\$84.48	96.48%
101.185.400031	MAINT/SVC AGREEMENTS	\$800.00	\$0.00	\$0.00	\$800.00	\$749.76	\$50.24	93.72%
101.185.400050	EQUIPMENT OUTLAY	\$747.50	\$747.50	\$747.50	\$0.00	\$0.00	\$0.00	100.00%
	<b>PARK &amp; RECREATION Totals:</b>	<b>\$135,890.16</b>	<b>\$16,657.58</b>	<b>\$16,657.58</b>	<b>\$119,232.58</b>	<b>\$44,284.90</b>	<b>\$74,947.68</b>	<b>44.85%</b>
<b>101 Total:</b>		<b>\$5,646,772.30</b>	<b>\$770,191.42</b>	<b>\$770,191.42</b>	<b>\$4,876,580.88</b>	<b>\$1,077,409.41</b>	<b>\$3,799,171.47</b>	<b>32.72%</b>
<b>204</b>	<b>INCOME TAX</b>					<b>Target Percent:</b>	<b>8.33%</b>	
	<b>REGULATORY COMPLIANCE</b>							
204.147.330160	INFORMATION TECHNOLO	\$0.00	\$0.00	\$0.00	\$0.00	\$0.00	\$0.00	N/A
	<b>REGULATORY COMPLIANCE Totals:</b>	<b>\$0.00</b>	<b>\$0.00</b>	<b>\$0.00</b>	<b>\$0.00</b>	<b>\$0.00</b>	<b>\$0.00</b>	<b>N/A</b>
	<b>INCOME TAX</b>							
204.205.000000	INCOME TAX	\$0.00	\$0.00	\$0.00	\$0.00	\$0.00	\$0.00	N/A
204.205.100101	WAGES-SUPER	\$0.00	\$0.00	\$0.00	\$0.00	\$0.00	\$0.00	N/A
204.205.100102	WAGES-STAFF	\$0.00	\$0.00	\$0.00	\$0.00	\$0.00	\$0.00	N/A
204.205.100117	RETIREE/SEPARATION	\$0.00	\$0.00	\$0.00	\$0.00	\$0.00	\$0.00	N/A
204.205.100120	OVERTIME	\$0.00	\$0.00	\$0.00	\$0.00	\$0.00	\$0.00	N/A
204.205.100127	CT CASH OUT	\$0.00	\$0.00	\$0.00	\$0.00	\$0.00	\$0.00	N/A
204.205.100128	COMP ABSENCES	\$0.00	\$0.00	\$0.00	\$0.00	\$0.00	\$0.00	N/A
204.205.100130	LONGEVITY	\$0.00	\$0.00	\$0.00	\$0.00	\$0.00	\$0.00	N/A
204.205.100190	OTHER COMP	\$0.00	\$0.00	\$0.00	\$0.00	\$0.00	\$0.00	N/A
204.205.120125	EMPLOYEE BENEFITS	\$0.00	\$0.00	\$0.00	\$0.00	\$0.00	\$0.00	N/A
204.205.120155	RETIREMENT	\$0.00	\$0.00	\$0.00	\$0.00	\$0.00	\$0.00	N/A
204.205.130100	MEMBERSHIP/EDUCATION	\$300.00	\$0.00	\$0.00	\$300.00	\$212.75	\$87.25	70.92%
204.205.130120	TRAVEL/TRANSPORTATION	\$0.00	\$0.00	\$0.00	\$0.00	\$0.00	\$0.00	N/A
204.205.210100	OFFICE SUPPLIES	\$0.00	\$0.00	\$0.00	\$0.00	\$0.00	\$0.00	N/A
204.205.215100	OPERATING SUPPLIES	\$100.00	\$0.00	\$0.00	\$100.00	\$0.00	\$100.00	0.00%
204.205.215110	FORMS PRINT	\$0.00	\$0.00	\$0.00	\$0.00	\$0.00	\$0.00	N/A
204.205.215247	MOTOR VEHICLE PARTS / S	\$0.00	\$0.00	\$0.00	\$0.00	\$0.00	\$0.00	N/A
204.205.215270	SMALL TOOLS / EQUIPMEN	\$0.00	\$0.00	\$0.00	\$0.00	\$0.00	\$0.00	N/A
204.205.215290	OTHER OPERATING SUPPL	\$0.00	\$0.00	\$0.00	\$0.00	\$0.00	\$0.00	N/A
204.205.220200	EQUIP MAINT / REPAIRS	\$0.00	\$0.00	\$0.00	\$0.00	\$0.00	\$0.00	N/A
204.205.310100	UTILITIES	\$0.00	\$0.00	\$0.00	\$0.00	\$0.00	\$0.00	N/A
204.205.310110	ELECTRIC	\$0.00	\$0.00	\$0.00	\$0.00	\$0.00	\$0.00	N/A
204.205.310120	WATER / SEWER	\$0.00	\$0.00	\$0.00	\$0.00	\$0.00	\$0.00	N/A
204.205.310130	NATURAL GAS / OIL	\$0.00	\$0.00	\$0.00	\$0.00	\$0.00	\$0.00	N/A
204.205.310190	OTHER UTILITIES	\$0.00	\$0.00	\$0.00	\$0.00	\$0.00	\$0.00	N/A
204.205.315100	COMMUNICATIONS	\$0.00	\$0.00	\$0.00	\$0.00	\$0.00	\$0.00	N/A
204.205.315110	PHONE	\$0.00	\$0.00	\$0.00	\$0.00	\$0.00	\$0.00	N/A
204.205.315120	CELLULAR PHONE / DATA	\$0.00	\$0.00	\$0.00	\$0.00	\$0.00	\$0.00	N/A

**Expense Report**

**As Of: 1/1/2017 to 1/31/2017**

Account	Description	Budget	MTD Expense	YTD Expense	UnExp. Balance	Encumbrance	Unenc. Balance	% Used
270.370.350800	IT LICENSES & SUPPORT	\$0.00	\$0.00	\$0.00	\$0.00	\$0.00	\$0.00	N/A
270.370.400030	EQUIPMENT LEASING	\$0.00	\$0.00	\$0.00	\$0.00	\$0.00	\$0.00	N/A
270.370.400031	MAINT/SVC AGREEMENTS	\$0.00	\$0.00	\$0.00	\$0.00	\$0.00	\$0.00	N/A
270.370.400050	EQUIPMENT OUTLAY	\$1,000.00	\$0.00	\$0.00	\$1,000.00	\$0.00	\$1,000.00	0.00%
270.370.510050	REFUNDS	\$300.00	\$0.00	\$0.00	\$300.00	\$75.00	\$225.00	25.00%
270.370.605500	CONTINGENCY	\$10,000.00	\$0.00	\$0.00	\$10,000.00	\$0.00	\$10,000.00	0.00%
	<b>CEMETERY Totals:</b>	<b>\$18,243.51</b>	<b>\$75.06</b>	<b>\$75.06</b>	<b>\$18,168.45</b>	<b>\$1,433.45</b>	<b>\$16,735.00</b>	<b>8.27%</b>
<b>PARK &amp; RECREATION TRUST</b>								
270.380.330100	PROFESSIONAL SERVICES	\$0.00	\$0.00	\$0.00	\$0.00	\$0.00	\$0.00	N/A
270.380.330110	ACCOUNTING / AUDITING	\$0.00	\$0.00	\$0.00	\$0.00	\$0.00	\$0.00	N/A
	<b>PARK &amp; RECREATION TRUST Totals:</b>	<b>\$0.00</b>	<b>\$0.00</b>	<b>\$0.00</b>	<b>\$0.00</b>	<b>\$0.00</b>	<b>\$0.00</b>	<b>N/A</b>
<b>270 Total:</b>		<b>\$18,243.51</b>	<b>\$75.06</b>	<b>\$75.06</b>	<b>\$18,168.45</b>	<b>\$1,433.45</b>	<b>\$16,735.00</b>	<b>8.27%</b>
<b>275</b>	<b>PARK &amp; RECREATION TRUST</b>					<b>Target Percent:</b>	<b>8.33%</b>	
<b>PARK &amp; RECREATION TRUST</b>								
275.380.000000	PARK & RECREATION TRU	\$0.00	\$0.00	\$0.00	\$0.00	\$0.00	\$0.00	N/A
275.380.100102	WAGES-COMM EDUCATE	\$1,130.00	\$0.00	\$0.00	\$1,130.00	\$0.00	\$1,130.00	0.00%
275.380.100103	WAGES-SCP	\$10,900.00	\$472.14	\$472.14	\$10,427.86	\$0.00	\$10,427.86	4.33%
275.380.120125	EMPLOYEE BENEFITS	\$1,100.00	\$6.85	\$6.85	\$1,093.15	\$0.00	\$1,093.15	0.62%
275.380.120155	RETIREMENT	\$1,680.00	\$33.08	\$33.08	\$1,646.92	\$0.00	\$1,646.92	1.97%
275.380.210100	OFFICE SUPPLIES	\$0.00	\$0.00	\$0.00	\$0.00	\$0.00	\$0.00	N/A
275.380.215100	OPERATING SUPPLIES	\$0.00	\$0.00	\$0.00	\$0.00	\$0.00	\$0.00	N/A
275.380.215201	BB-SUPP/EXP	\$10,171.69	\$0.00	\$0.00	\$10,171.69	\$381.69	\$9,790.00	3.75%
275.380.215204	COM ED-SUPP/EXP	\$2,350.01	\$223.26	\$223.26	\$2,126.75	\$626.75	\$1,500.00	36.17%
275.380.215208	SPECIAL EVENTS	\$2,426.00	\$0.00	\$0.00	\$2,426.00	\$1,751.00	\$675.00	72.18%
275.380.215212	SPORTS-SUPP/EXP	\$3,900.00	\$0.00	\$0.00	\$3,900.00	\$3,200.00	\$700.00	82.05%
275.380.215216	CLINICS-SUPP/EXP	\$0.00	\$0.00	\$0.00	\$0.00	\$0.00	\$0.00	N/A
275.380.215219	CONCESSIONS-SUPP/EXP	\$1,000.00	\$0.00	\$0.00	\$1,000.00	\$0.00	\$1,000.00	0.00%
275.380.215247	MOTOR VEHICLE PARTS / S	\$0.00	\$0.00	\$0.00	\$0.00	\$0.00	\$0.00	N/A
275.380.215270	SMALL TOOLS / EQUIPMEN	\$0.00	\$0.00	\$0.00	\$0.00	\$0.00	\$0.00	N/A
275.380.215290	OTHER OPERATING SUPPL	\$0.00	\$0.00	\$0.00	\$0.00	\$0.00	\$0.00	N/A
275.380.310100	UTILITIES	\$0.00	\$0.00	\$0.00	\$0.00	\$0.00	\$0.00	N/A
275.380.310110	ELECTRIC	\$0.00	\$0.00	\$0.00	\$0.00	\$0.00	\$0.00	N/A
275.380.310120	WATER / SEWER	\$0.00	\$0.00	\$0.00	\$0.00	\$0.00	\$0.00	N/A
275.380.310130	NATURAL GAS / OIL	\$0.00	\$0.00	\$0.00	\$0.00	\$0.00	\$0.00	N/A
275.380.310190	OTHER UTILITIES	\$0.00	\$0.00	\$0.00	\$0.00	\$0.00	\$0.00	N/A
275.380.315100	COMMUNICATIONS	\$0.00	\$0.00	\$0.00	\$0.00	\$0.00	\$0.00	N/A
275.380.315110	PHONE	\$0.00	\$0.00	\$0.00	\$0.00	\$0.00	\$0.00	N/A
275.380.315120	CELLULAR PHONE / DATA	\$0.00	\$0.00	\$0.00	\$0.00	\$0.00	\$0.00	N/A
275.380.315130	NETWORK / INTERNET / CA	\$0.00	\$0.00	\$0.00	\$0.00	\$0.00	\$0.00	N/A
275.380.315140	ELECT MEDIA SUBSCRIPTI	\$0.00	\$0.00	\$0.00	\$0.00	\$0.00	\$0.00	N/A
275.380.315190	OTHER COMMUNICATIONS	\$0.00	\$0.00	\$0.00	\$0.00	\$0.00	\$0.00	N/A
275.380.315403	BROCHURES ETC	\$0.00	\$0.00	\$0.00	\$0.00	\$0.00	\$0.00	N/A
275.380.330100	PROFESSIONAL SERVICES	\$0.00	\$0.00	\$0.00	\$0.00	\$0.00	\$0.00	N/A
275.380.330110	ACCOUNTING / AUDITING	\$0.00	\$0.00	\$0.00	\$0.00	\$0.00	\$0.00	N/A
275.380.330120	LEGAL SERVICES	\$0.00	\$0.00	\$0.00	\$0.00	\$0.00	\$0.00	N/A

**Expense Report**  
**As Of: 1/1/2017 to 1/31/2017**

Account	Description	Budget	MTD Expense	YTD Expense	UnExp. Balance	Encumbrance	Unenc. Balance	% Used
275.380.330130	ENGINEERING SERVICES	\$0.00	\$0.00	\$0.00	\$0.00	\$0.00	\$0.00	N/A
275.380.330140	PLANNING / DEVELOPMEN	\$0.00	\$0.00	\$0.00	\$0.00	\$0.00	\$0.00	N/A
275.380.330150	TAX COLLECTION	\$0.00	\$0.00	\$0.00	\$0.00	\$0.00	\$0.00	N/A
275.380.330160	INFORMATION TECHNOLO	\$0.00	\$0.00	\$0.00	\$0.00	\$0.00	\$0.00	N/A
275.380.330190	OTHER PROFESSIONAL SV	\$15,000.00	\$0.00	\$0.00	\$15,000.00	\$15,000.00	\$0.00	100.00%
275.380.350201	BB-CONTRACT SVC	\$0.00	\$0.00	\$0.00	\$0.00	\$0.00	\$0.00	N/A
275.380.350204	COM ED-CONTRACT SVCS	\$12,611.05	\$779.80	\$779.80	\$11,831.25	\$10,531.25	\$1,300.00	89.69%
275.380.350212	SPORTS-CONTRACT SVCS	\$6,638.00	\$0.00	\$0.00	\$6,638.00	\$2,938.00	\$3,700.00	44.26%
275.380.350216	CLINICS-CONTRACT SVCS	\$0.00	\$0.00	\$0.00	\$0.00	\$0.00	\$0.00	N/A
275.380.350219	CONCESSIONS-CONTRACT	\$0.00	\$0.00	\$0.00	\$0.00	\$0.00	\$0.00	N/A
275.380.350800	IT LICENSES & SUPPORT	\$0.00	\$0.00	\$0.00	\$0.00	\$0.00	\$0.00	N/A
275.380.350807	OTHER - SFTWR EXP	\$1,235.02	\$50.00	\$50.00	\$1,185.02	\$545.02	\$640.00	48.18%
275.380.400030	EQUIPMENT LEASING	\$0.00	\$0.00	\$0.00	\$0.00	\$0.00	\$0.00	N/A
275.380.400031	MAINT/SVC AGREEMENTS	\$0.00	\$0.00	\$0.00	\$0.00	\$0.00	\$0.00	N/A
275.380.400050	EQUIPMENT OUTLAY	\$0.00	\$0.00	\$0.00	\$0.00	\$0.00	\$0.00	N/A
275.380.415304	SD ACCESSIBLE WALKWAY	\$0.00	\$0.00	\$0.00	\$0.00	\$0.00	\$0.00	N/A
275.380.510050	REFUNDS	\$7,733.00	\$0.00	\$0.00	\$7,733.00	\$7,733.00	\$0.00	100.00%
<b>PARK &amp; RECREATION TRUST Totals:</b>		<b>\$77,874.77</b>	<b>\$1,565.13</b>	<b>\$1,565.13</b>	<b>\$76,309.64</b>	<b>\$42,706.71</b>	<b>\$33,602.93</b>	<b>56.85%</b>
<b>275 Total:</b>		<b>\$77,874.77</b>	<b>\$1,565.13</b>	<b>\$1,565.13</b>	<b>\$76,309.64</b>	<b>\$42,706.71</b>	<b>\$33,602.93</b>	<b>56.85%</b>

**280 PARK & RECREATION IMPROVEMENT**

Target Percent: 8.33%

**PARK & RECREATION IMP**

280.385.000000	PARK & RECREATION IMP	\$0.00	\$0.00	\$0.00	\$0.00	\$0.00	\$0.00	N/A
280.385.400050	EQUIPMENT OUTLAY	\$0.00	\$0.00	\$0.00	\$0.00	\$0.00	\$0.00	N/A
280.385.400210	IMPROVEMENTS	\$0.00	\$0.00	\$0.00	\$0.00	\$0.00	\$0.00	N/A
280.385.415110	SCP PARKING LOT IMPRVM	\$0.00	\$0.00	\$0.00	\$0.00	\$0.00	\$0.00	N/A
280.385.415210	SAFETYVILLE FLOORING R	\$0.00	\$0.00	\$0.00	\$0.00	\$0.00	\$0.00	N/A
280.385.415302	FITNESS EQUIP / CONCRET	\$0.00	\$0.00	\$0.00	\$0.00	\$0.00	\$0.00	N/A
280.385.415304	SD ACCESSIBLE WALKWAY	\$0.00	\$0.00	\$0.00	\$0.00	\$0.00	\$0.00	N/A
280.385.416405	SCP SPLASH PAD FENCE	\$0.00	\$0.00	\$0.00	\$0.00	\$0.00	\$0.00	N/A
280.385.416410	SCP PAV #3 LIGHTING / EL	\$0.00	\$0.00	\$0.00	\$0.00	\$0.00	\$0.00	N/A
280.385.417108	SCP TENNIS COURTS REH	\$0.00	\$0.00	\$0.00	\$0.00	\$0.00	\$0.00	N/A
280.385.510050	REFUNDS	\$0.00	\$0.00	\$0.00	\$0.00	\$0.00	\$0.00	N/A
280.385.605500	CONTINGENCY	\$20,000.00	\$0.00	\$0.00	\$20,000.00	\$0.00	\$20,000.00	0.00%
280.385.610201	PRINCIPLE	\$0.00	\$0.00	\$0.00	\$0.00	\$0.00	\$0.00	N/A
280.385.610202	INTEREST	\$0.00	\$0.00	\$0.00	\$0.00	\$0.00	\$0.00	N/A
<b>PARK &amp; RECREATION IMP Totals:</b>		<b>\$20,000.00</b>	<b>\$0.00</b>	<b>\$0.00</b>	<b>\$20,000.00</b>	<b>\$0.00</b>	<b>\$20,000.00</b>	<b>0.00%</b>
<b>280 Total:</b>		<b>\$20,000.00</b>	<b>\$0.00</b>	<b>\$0.00</b>	<b>\$20,000.00</b>	<b>\$0.00</b>	<b>\$20,000.00</b>	<b>0.00%</b>

**290 SENIOR CITIZENS TITLE III**

Target Percent: 8.33%

**SR CITIZENS TITLE III**

290.410.000000	SR CITIZENS TITLE III	\$0.00	\$0.00	\$0.00	\$0.00	\$0.00	\$0.00	N/A
290.410.100102	WAGES-STAFF	\$4,340.00	\$880.00	\$880.00	\$3,460.00	\$0.00	\$3,460.00	20.28%
290.410.120125	EMPLOYEE BENEFITS	\$190.00	\$0.00	\$0.00	\$190.00	\$0.00	\$190.00	0.00%
290.410.120155	RETIREMENT	\$610.00	\$0.00	\$0.00	\$610.00	\$0.00	\$610.00	0.00%

Account	Description	2015				2016				2017					
		Budget	YTD Expense	Encumbrance	Total	Budget	YTD Expense	Encumbrance	Total	Wages & Related	Required	Requested	Debt Payments	Adjustments	Total
<b>GENERAL</b>															
<b>PARK &amp; RECREATION</b>															
101.185.000000	PARK & RECREATION	0	0	0	0	0	0	0	0	0	0	0			
101.185.100101	WAGES-SUPER	51,630	51,575	0	51,575	51,720	51,431	0	51,431	53,280					
101.185.100102	WAGES-STAFF	88,210	54,775	0	54,775	69,990	68,066	0	68,066	69,880					
101.185.100111	INCENTIVE PAY	1,600	0	0	0	0	0	0	0	0	0	0			
101.185.100117	RETIREE/SEPARATION	28,430	28,108	0	28,108	0	0	0	0	0	0	0			
101.185.100120	OVERTIME	18,000	17,450	0	17,450	18,000	17,715	0	17,715	12,000	0	0			
101.185.100127	CT CASH OUT	0	0	0	0	0	0	0	0	4,000	0	900			
101.185.100128	COMP ABSENCES	0	0	0	0	0	0	0	0	2,500	0	0			
101.185.100130	LONGEVITY	2,100	2,100	0	2,100	2,700	2,700	0	2,700	2,900	0	0			
101.185.100190	OTHER COMP	0	0	0	0	0	0	0	0	0	0	0			
101.185.120125	EMPLOYEE BENEFITS	53,380	40,938	0	40,938	44,810	44,455	0	44,455	49,600					
101.185.120155	RETIREMENT	29,730	21,994	0	21,994	25,550	24,506	0	24,506	25,920					
101.185.130100	MEMBERSHIP/EDUCATION	1,920	1,770	0	1,770	3,000	2,282	0	2,282	0	0	3,000			
101.185.130120	TRAVEL/TRANSPORTATION	1,750	1,303	0	1,303	800	0	90	90	0	0	3,000			
101.185.210100	OFFICE SUPPLIES	5,493	5,258	0	5,258	4,800	4,051	0	4,051	0	0	1,500			
101.185.215100	OPERATING SUPPLIES	4,546	4,472	0	4,472	4,980	4,731	166	4,897	0	0	13,000			
101.185.215240	FUEL	835	322	113	435	0	268	0	268	0	0	500			
101.185.215247	MOTOR VEHICLE PARTS / SUPPLIES	0	0	0	0	0	0	0	0	0	0	800			
101.185.215270	SMALL TOOLS / EQUIPMENT	0	0	0	0	0	0	0	0	0	0	0			
101.185.215290	OTHER OPERATING SUPPLIES	0	0	0	0	0	0	0	0	0	0	0			
101.185.220100	FACILITIES MAINTENANCE	13,705	12,592	719	13,311	12,765	11,779	483	12,262	0	0	14,000			
101.185.220200	EQUIP MAINT / REPAIRS	800	446	40	486	100	25	0	25	0	0	0			
101.185.310100	UTILITIES	16,270	11,799	1,148	12,946	16,148	11,147	4,398	15,546	0	0	0			
101.185.310110	ELECTRIC	0	0	0	0	0	0	0	0	0	10,500	0			
101.185.310120	WATER / SEWER	0	0	0	0	0	0	0	0	0	0	0			
101.185.310130	NATURAL GAS / OIL	0	0	0	0	0	0	0	0	0	1,000	0			
101.185.310190	OTHER UTILITIES	0	0	0	0	0	0	0	0	0	0	0			
101.185.315100	COMMUNICATIONS	2,130	1,825	249	2,074	3,519	2,610	900	3,510	0	0	0			
101.185.315110	PHONE	0	0	0	0	0	0	0	0	0	100	0			
101.185.315120	CELLULAR PHONE / DATA	0	0	0	0	0	0	0	0	0	2,202	100			
101.185.315130	NETWORK / INTERNET / CABLE	0	0	0	0	0	0	0	0	0	0	0			
101.185.315140	ELECT MEDIA SUBSCRIPTIONS	0	0	0	0	0	0	0	0	0	0	0			
101.185.315190	OTHER COMMUNICATIONS	0	0	0	0	0	0	0	0	0	0	0			
101.185.330100	PROFESSIONAL SERVICE	0	0	0	0	0	0	0	0	0	0	0			
101.185.330110	ACCOUNTING / AUDITING	0	0	0	0	0	0	0	0	0	0	0			
101.185.330120	LEGAL SERVICES	0	0	0	0	0	0	0	0	0	0	0			
101.185.330130	ENGINEERING SERVICES	0	0	0	0	0	0	0	0	0	0	0			
101.185.330140	PLANNING / DEVELOPMENT	0	0	0	0	0	0	0	0	0	0	0			
101.185.330150	TAX COLLECTION	0	0	0	0	0	0	0	0	0	0	0			
101.185.330160	INFORMATION TECHNOLOGY	0	0	0	0	0	0	0	0	0	0	0			
101.185.330190	OTHER COMMUNICATIONS	0	0	0	0	0	0	0	0	0	0	0			
101.185.340100	INSURANCE	400	314	0	314	300	300	0	300	0	300	0			
101.185.350220	CONTRACT SERVICES	0	0	0	0	0	0	0	0	0	0	0			
101.185.350455	CUSTODIAL	27,751	22,178	0	22,178	22,700	20,959	1,735	22,694	0	20,040	1,050			
101.185.350800	IT LICENSES & SUPPORT	0	0	0	0	0	0	0	0	0	0	0			
101.185.400030	EQUIPMENT LEASING	0	0	0	0	0	0	0	0	0	2,316	0			
101.185.400031	MAINT/SVC AGREEMENTS	0	0	0	0	0	0	0	0	0	750	0			
101.185.400050	EQUIPMENT OUTLAY	0	0	0	0	800	0	800	800	0	0	0			
<b>PARK &amp; RECREATION Totals:</b>		<b>348,681</b>	<b>279,219</b>	<b>2,269</b>	<b>281,488</b>	<b>282,681</b>	<b>267,026</b>	<b>8,573</b>	<b>275,599</b>	<b>220,080</b>	<b>37,208</b>	<b>37,850</b>	<b>0</b>	<b>0</b>	<b>0</b>

		2015				2016				2017					
Account	Description	Budget	YTD Expense	Encumbrance	Total	Budget	YTD Expense	Encumbrance	Total	Wages & Related	Required	Requested	Debt Payments	Adjustments	Total
<b>TRUST</b>															
<b>PARK &amp; RECREATION TRUST</b>															
275.380.000000	PARK & RECREATION TRUST	0	0	0	0	0	0	0	0						
275.380.100102	WAGES-COMM EDUCATE	3,030	0	0	0	3,330	0	0	0	3,390	0	0			
275.380.100103	WAGES-SCP	31,270	18,493	0	18,493	31,770	18,976	0	18,976	32,440	0	0			
275.380.120125	EMPLOYEE BENEFITS	720	478	0	478	910	670	0	670	1,300	0	0			
275.380.120155	RETIREMENT	4,810	2,589	0	2,589	4,920	2,623	0	2,623	5,020	0	0			
275.380.210100	OFFICE SUPPLIES	0	0	0	0	0	0	0	0	0	0	0			
275.380.215100	OPERATING SUPPLIES	0	0	0	0	0	0	0	0	0	0	6,500			
275.380.215201	BB-SUPP/EXP	17,500	14,509	500	15,009	22,301	17,619	172	17,791	0	0	22,000			
275.380.215204	COM ED-SUPP/EXP	6,920	5,810	0	5,810	9,500	4,627	350	4,977	0	0	10,750			
275.380.215208	SPECIAL EVENTS	17,986	15,389	339	15,729	22,250	15,228	426	15,654	0	0	27,000			
275.380.215212	SPORTS-SUPP/EXP	8,810	8,105	613	8,718	12,500	10,464	1,900	12,364	0	0	12,500			
275.380.215216	CLINICS-SUPP/EXP	0	0	0	0	0	0	0	0	0	0	0			
275.380.215219	CONCESSIONS-SUPP/EXP	14,020	13,158	0	13,158	9,900	9,860	0	9,860	0	0	11,000			
275.380.215247	MOTOR VEHICLE PARTS / SUPPLIES	0	0	0	0	0	0	0	0	0	0	0			
275.380.215270	SMALL TOOLS / EQUIPMENT	0	0	0	0	0	0	0	0	0	0	0			
275.380.215290	OTHER OPERATING SUPPLIES	0	0	0	0	0	0	0	0	0	0	0			
275.380.310100	UTILITIES	0	0	0	0	0	0	0	0	0	0	0			
275.380.310110	ELECTRIC	0	0	0	0	0	0	0	0	0	0	0			
275.380.310120	WATER / SEWER	0	0	0	0	0	0	0	0	0	0	0			
275.380.310130	NATURAL GAS / OIL	0	0	0	0	0	0	0	0	0	0	0			
275.380.310190	OTHER UTILITIES	0	0	0	0	0	0	0	0	0	0	0			
275.380.315100	COMMUNICATIONS	0	0	0	0	0	0	0	0	0	0	0			
275.380.315110	PHONE	0	0	0	0	0	0	0	0	0	0	400			
275.380.315120	CELLULAR PHONE / DATA	0	0	0	0	0	0	0	0	0	0	0			
275.380.315130	NETWORK / INTERNET / CABLE	0	0	0	0	0	0	0	0	0	0	1,800			
275.380.315140	ELECT MEDIA SUBSCRIPTIONS	0	0	0	0	0	0	0	0	0	0	0			
275.380.315190	OTHER COMMUNICATIONS	0	0	0	0	0	0	0	0	0	0	0			
275.380.315403	BROCHURES ETC	7,000	6,894	0	6,894	10,500	10,200	0	10,200	0	0	10,800			
275.380.330100	PROFESSIONAL SERVICES	0	0	0	0	0	0	0	0	0	0	0			
275.380.330110	ACCOUNTING / AUDITING	0	0	0	0	0	0	0	0	0	0	0			
275.380.330120	LEGAL SERVICES	0	0	0	0	0	0	0	0	0	0	0			
275.380.330130	ENGINEERING SERVICES	0	0	0	0	0	0	0	0	0	0	0			
275.380.330140	PLANNING / DEVELOPMENT	0	0	0	0	0	0	0	0	0	0	0			
275.380.330150	TAX COLLECTION	0	0	0	0	0	0	0	0	0	0	0			
275.380.330160	INFORMATION TECHNOLOGY	0	0	0	0	0	0	0	0	0	0	0			
275.380.330190	OTHER PROFESSIONAL SVCS	0	0	0	0	15,000	0	15,000	15,000	0	0	0			
275.380.350201	BB-CONTRACT SVC	10,700	5,541	0	5,541	9,000	7,000	0	7,000	0	0	8,500			
275.380.350204	COM ED-CONTRACT SVCS	40,687	28,926	4,291	33,217	41,636	25,491	2,975	28,466	0	0	54,500			
275.380.350212	SPORTS-CONTRACT SVCS	8,725	2,630	5,000	7,630	14,700	10,954	838	11,792	0	0	6,000			
275.380.350216	CLINICS-CONTRACT SVCS	0	0	0	0	0	0	0	0	0	0	0			
275.380.350219	CONCESSIONS-CONTRACT SVCS	0	0	0	0	0	0	0	0	0	0	0			
275.380.350800	IT LICENSES & SUPPORT	0	0	0	0	0	0	0	0	0	0	6,000			
275.380.350807	OTHER - SFTWR EXP	6,413	5,667	732	6,398	8,482	6,190	235	6,425	0	0	2,400			
275.380.400030	EQUIPMENT LEASING	0	0	0	0	0	0	0	0	0	0	0			
275.380.400031	MAINT/SVC AGREEMENTS	0	0	0	0	0	0	0	0	0	0	0			
275.380.400050	EQUIPMENT OUTLAY	5,760	5,760	0	5,760	12,800	12,700	0	12,700	0	0	0			
275.380.415304	SD ACCESSIBLE WALKWAY PROJ (CDBG PF	25,000	25,000	0	25,000	7,350	3,336	0	3,336	0	0	0			
275.380.510050	REFUNDS	9,800	6,180	0	6,180	7,500	4,801	233	5,034	0	0	6,000			
<b>PARK &amp; RECREATION TRUST Totals:</b>		<b>219,151</b>	<b>165,129</b>	<b>11,474</b>	<b>176,603</b>	<b>244,348</b>	<b>160,740</b>	<b>22,128</b>	<b>182,868</b>	<b>42,150</b>	<b>0</b>	<b>186,150</b>	<b>0</b>	<b>0</b>	<b>0</b>



CITY OF NORTH RIDGEVILLE  
PARKS & RECREATION



2016  
ANNUAL  
REPORT

G. DAVID GILLOCK  
*Mayor*

KEVIN M. FOUGEROUSSE  
*Parks & Recreation Director*



# CONTENTS



**CAPITAL PROJECTS** 4

**RECREATION** 5-6

**FINANCIAL OVERVIEW** 7

**PARKS** 8

**LOOKING AHEAD** 9

## **2016 MAYOR & CITY COUNCIL:**

Mayor: G. David Gillock  
Safety Service Director: Jeff Armbruster

President of Council: Kevin Corcoran  
Council At-Large: Roseanne Johnson  
Council At-Large: Bernadine Butkowski

Ward 1 Council Member: Gregg Westover  
Ward 2 Council Member: Dennis Boose  
Ward 3 Council Member: Bruce Abens  
Ward 4 Council Member: Bob Chapek

## **2016 PARKS & RECREATION COMMISSION:**

Chairman: Chris Turay  
Vice Chairman: Cathy Ebenschweller

Council Liaison: Bruce Abens  
School Board Liaison: Kelly McCarthy  
Active Member: Ben Gommel

## **2016 DEPARTMENT STAFF:**

Parks & Recreation Director: Kevin M. Fougousse  
Program Supervisor: Meredith Brescilli  
Program Supervisor: Frank Vacha



# WELCOME

I am excited to present this annual report, which reflects an incredibly eventful year for North Ridgeville Parks & Recreation. We are so fortunate to live, work and play in such a wonderful place as our City of North Ridgeville, where leisure comes alive with a myriad of fun activities for the whole family. North Ridgeville Parks and Recreation is committed to providing a balanced, sustainable and value-focused system of parks, recreation and open spaces that create a sense of community and meet the needs of our vibrant and growing community. Whether you choose to explore the beautiful outdoors or remain indoors where it's warm and inviting, rest assured that the North Ridgeville Parks and Recreation Department is ready to assist you and meet your needs.

Among the highlights, the department completed the Initial phase of adding a fitness trail to Shady Drive Complex. Phase 2 of the trail was completed in November and was financed through CDBG money. In June we applied for a NatureWorks Grant to rehabilitate the tennis courts in South Central Park. We received notice in October that we were awarded the full County allocation of \$52,244. We are a department on the move! We are currently exploring options to build an outdoor family aquatic center through a Feasibility Study. Brandstetter Carroll, Inc. will be administering the study and we are looking forward to the results that will be presented to the community.

As our City continues to grow, the Parks & Recreation Department is leading the way in health, wellness and recreational opportunities. Many new and exciting prospects are on the horizon. We are thankful to our residents and partners who understand the value and importance of parks and recreation. You are invited to come and experience what the City of North Ridgeville Parks and Recreation Department has to offer.

Sincerely,

*Kevin M. Fougrousse*

Kevin M. Fougrousse  
Director of Parks & Recreation



We are committed to service, community, advancement, teamwork and fun.

## ***Mission Statement***

It is the objective of the City of North Ridgeville Parks & Recreation Department to provide affordable programs and services for all persons of all ages. We strive to enrich the quality of life for all residents by offering a variety of leisure activities, special events, cultural enrichment and education as well as providing opportunities for community involvement and wholesome recreational experiences.

# COMPLETED PROJECTS

## ***Shady Drive Accessible Walkway – Phase 2***

Funded through Community Development and Block Grant (CDBG) Phase 2 of the accessible walkway project at Shady Drive Complex was completed this past November by Infinity Paving. This 2 phase project that started in 2015 is aimed to provide park users a safe, accessible walkway. Our future goal is to secure additional funding that will allow us to connect the trail throughout the park so users have another trail system within their city.

**Contractor:** Infinity Paving

**Project Cost:** \$29,375.00

**Funding Source:** CDBG Grant

## ***Splash Pad Fencing***

Constructed in 2007 our splash pad is starting to show some wear and tear. The fencing that was initially installed was in desperate need of replacement. In the spring of 2016 All-Mark Fence installed a 6 ft. commercial grade fence to replace the residential fence that was installed in 2007.

**Contractor:** All-Mark Fence

**Project Cost:** \$13,950.00

**Funding Source:** Park & Recreation Improvement Fund



# RECREATION



As the City of North Ridgeville continues to grow, so does the demand for recreational programming and activities. We continue to challenge ourselves to think outside the box of conventional programming that will have an impact on our community. We had a total of 10,006 individuals participate in a program or attend a special event.

## **Recreation Division Includes**

- Tots
- Youth
- Adult
- Fitness
- Athletics
- Special Events

## **Athletics**

- The Athletics Division reported 870 youth participants
- Our Junior Ranger Youth Basketball Program saw a 107 percent increase in participation over 2015, with 22 teams and 210 players.
- Our Junior Ranger Football Program saw a 72 percent increase in participation over 2015, with 4 teams and 83 players.
- Youth Baseball-Softball Program saw a 5 percent decrease in participation over 2015. We had a total of 36 teams and 477 kids.
- Concessions operations took in \$20,042.00 worth of sales. It was a 52 percent increase from 2015.
- We continue our strong relationship with Jump Start Sports. They offer a wide variety of tot & youth athletic programs for ages 3-6. In 2016 we had 267 participants. This was a 17 percent increase in participation over 2015.

## **Fitness**

- We reported 2,032 participants who registered for our fitness programs.
- Our group fitness participation decreased by 28 percent over 2015.
- Barre Bootcamp, Core Conditioning, and Mixed Level Yoga were added in 2016 to our extensive group fitness schedule.

## Tot & Youth Programming

- In 2016 we added 6 new tot & youth programs
- Summer Adventure Camp registration numbers were 119 over 7 weeks.
- Summer Adventure Camp saw a 15 percent decrease from 2015.
- Summer Adventure Camp will experience some changes in 2017 to help grow camp and cater to the working family.
- Tots T-Ball for children ages 3-4 had total participation of 100. This was a 20 percent decrease over 2015.



## Special Events

- 3<sup>rd</sup> Annual Cleveland Stache Dash was held on Saturday, November 5 in South Central Park. Race participation totaled 373 runners and walkers. The 5K is one of our biggest fundraisers and in 2016 it raised \$7,580.00.
- The annual Daddy Daughter Dance welcomed 160 daddies and daughters for a fun evening of dancing. this represents a 15 percent increase from 2015.
- Our Zumbathon is a charity event where all proceeds went directly to Andrew Ody, son of North Ridgeville Police Officer Chris Ody. We raised \$516 and over The 3 years we have hosted the event for Andrew we Have donated over \$2,000 to help in his recovery.
- Tots Trick-or-Treat is for children ages 0-5. In 2016 we had 192 youngsters sign-up.



## Adult

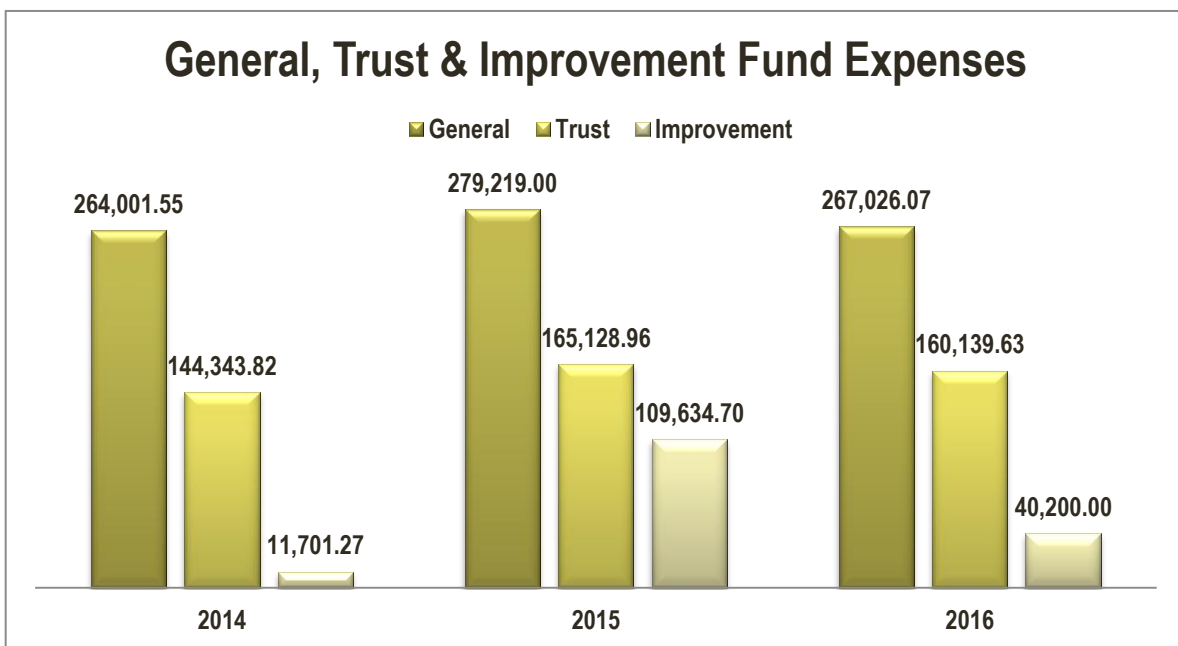
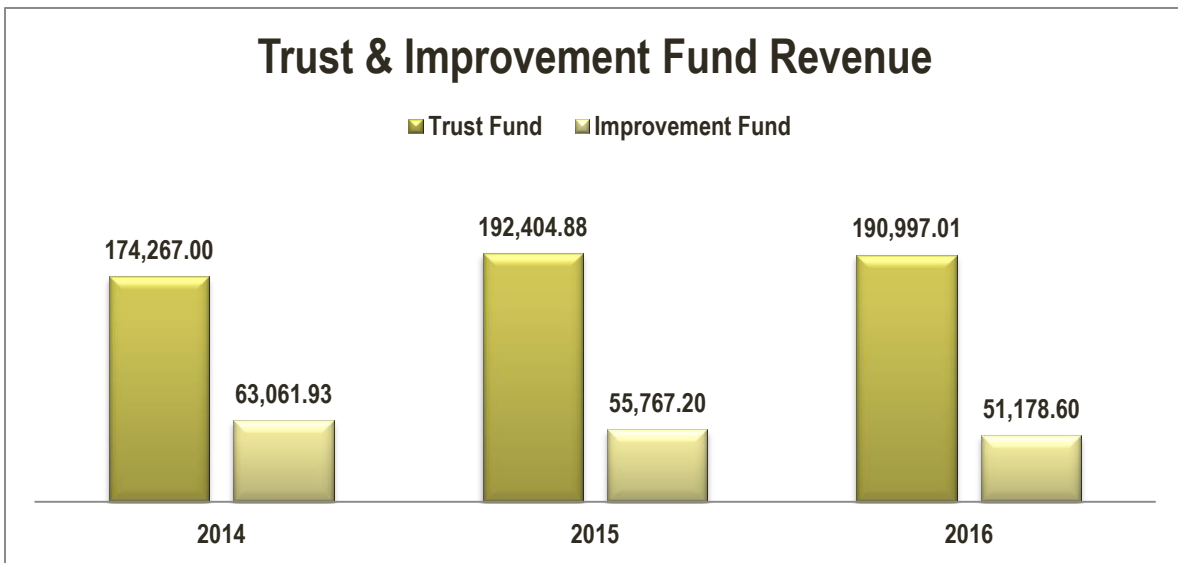
- 163 individuals participated in a wide variety of adult education classes in 2016. It was a decrease of 20 percent over 2015.
- Taught by Marie Josee-Gatian our Dog Training Program continues to be one of our stronger adult programs. Dog training saw an increase of 8 percent in participation over 2015.



# FINANCIAL OVERVIEW



The Parks and Recreation Department operates on three funds: the general, the parks and recreation trust and the improvement fund. The parks and recreation trust fund is used for programming, seasonal & part-time staff, and capital projects. This interest bearing account has seen its revenue increase from \$94K at the start of 2011 to \$199K at the start of 2016. An increase of 111% in capital over the past 6 years. The improvement fund is used for capital projects and land acquisition. It receives revenues from an impact fee charged to individuals requesting a new dwelling permit.



Unaudited 2016 financial information

# PARKS



In 2016 with the assistance of the Parks & Recreation Commission we implemented a Memorial Tree Program for our residents. The program was rolled out in the summer with planting taking place in the fall. Our first year we had 3 individuals purchase trees that have been planted at Shady Drive Complex.

Nate Corrigan with a financial donation of \$550 from Chuck Stella with Elite K911 built and installed 8 park benches in South Central Park around the trail. Nate completed the benches as part of his Eagle Scout Project.

Shady Drive Complex continues to be a destination for field, tournament and batting cage rentals. We had 5 teams rent the fields a total of 44 times for practices. Hosted 59 games by various organizations. Held 1 state softball tournament that had 66 teams at our location. Lastly we had 23 teams rent the batting cages a total of 133 times.

The Gazebo in South Central Park received a much needed face lift with the help of HandsOn NEO and their volunteers. Over the course of the summer and fall their group of volunteers painted the Gazebo to give it a fresh, updated look.

Pavilion rentals continue to grow and offer residents & non-residents a place to host an event. We had 223 individuals rent those spaces in 2016. Pavilion rentals increased by 47% over 2015.

South Central Park added over \$20K worth of amenities which included picnic tables, trash receptacles, rubberized mulch to the playground, rubber mats for the swings & slides, and a new tire swing. All these additions were made possible by the Lorain County Solid Waste Grant which is administered by our Utilities Department.

Seeing a need to spruce up existing signage in South Central Park and signage at City Hall, the Parks & Recreation Department formed a partnership with the NR Garden Club to maintain and transform these existing spaces. Dubbed the Beautification Team, this group of individuals kept the park signage and City Hall weed free and gorgeous all spring, summer and fall.

The Grounds Maintenance Staff updated lighting in South Central Park by installing cost-efficient LED lighting. A total of 12 new lights were installed on the facilities in the Park.

# LOOKING AHEAD

## South Central Park Tennis Court Rehab

- Estimated Project Cost: \$122,000

In October we received notice from ODNR that our NatureWorks Grant Application was approved. Through the NatureWorks Grant Program we received \$52K to rehab the existing 4 tennis courts and add 8 pickleball courts. With the courts serving a dual function our hope is to expand programming and visibility in our community.

## Outdoor Family Aquatic Center Study

- Project Cost: \$15,000.00

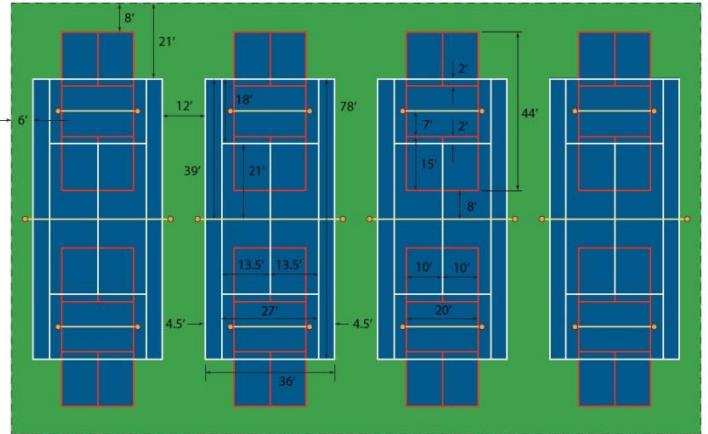
The Department of Parks & Recreation entered into a Service Agreement with Brandstetter Carroll, Inc. to provide the city with a detailed study to examine the cost and feasibility of building an outdoor family aquatic center for our residents. The study, will take 3 months to complete. Once completed, this document will be a guiding force to build and run a facility of this magnitude that will serve our community for many years.

## Movies In The Park

In 2017 the Parks & Recreation Department will be offering Movies In The Park. The Movies In The Park series will be FREE to the general public and held in South Central Park during the summer months.

City of North Ridgeville  
South Central Park: Tennis Court Rehabilitation  
Option 2: 4 Tennis Courts & 8 Pickleball Courts

ENVISION  
11-29-2016



NOTES: All dimensions shown are typical.  
Sleeves for removable net posts placed 3' offset from tennis doubles edge line and 1' offset from pickleball edge line.

